

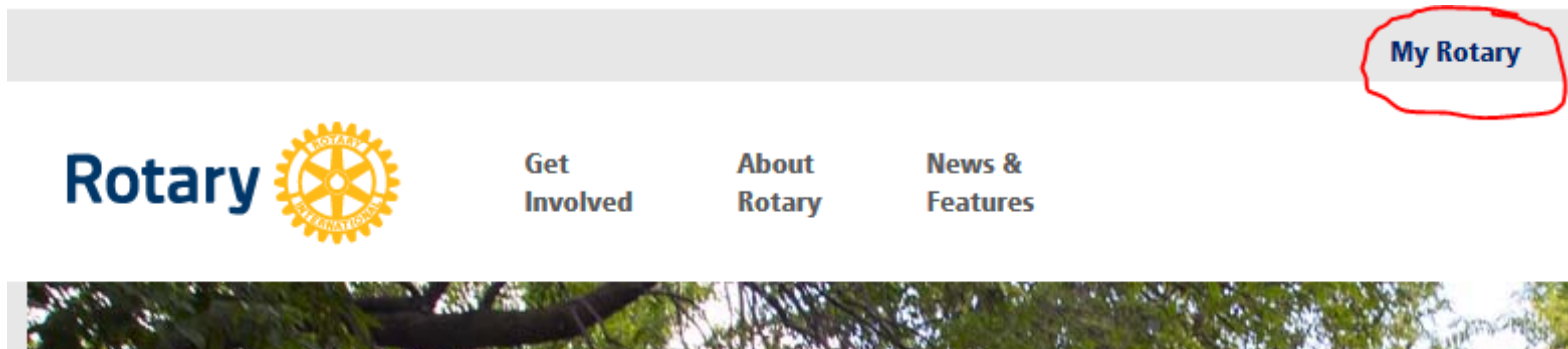
Connecting to rotary.org

20 January 2014

- For the RCC training you need a rotary.org account. This will allow you to access Rotary Club Central.
- You need to do this well before the training, it will take many days for RI to update your status to member.
- Even if you previously use rotary.org, you need to verify your log in, there have been changes to the system which may require you to reset your login.
- The following instructions will walk you through the process.

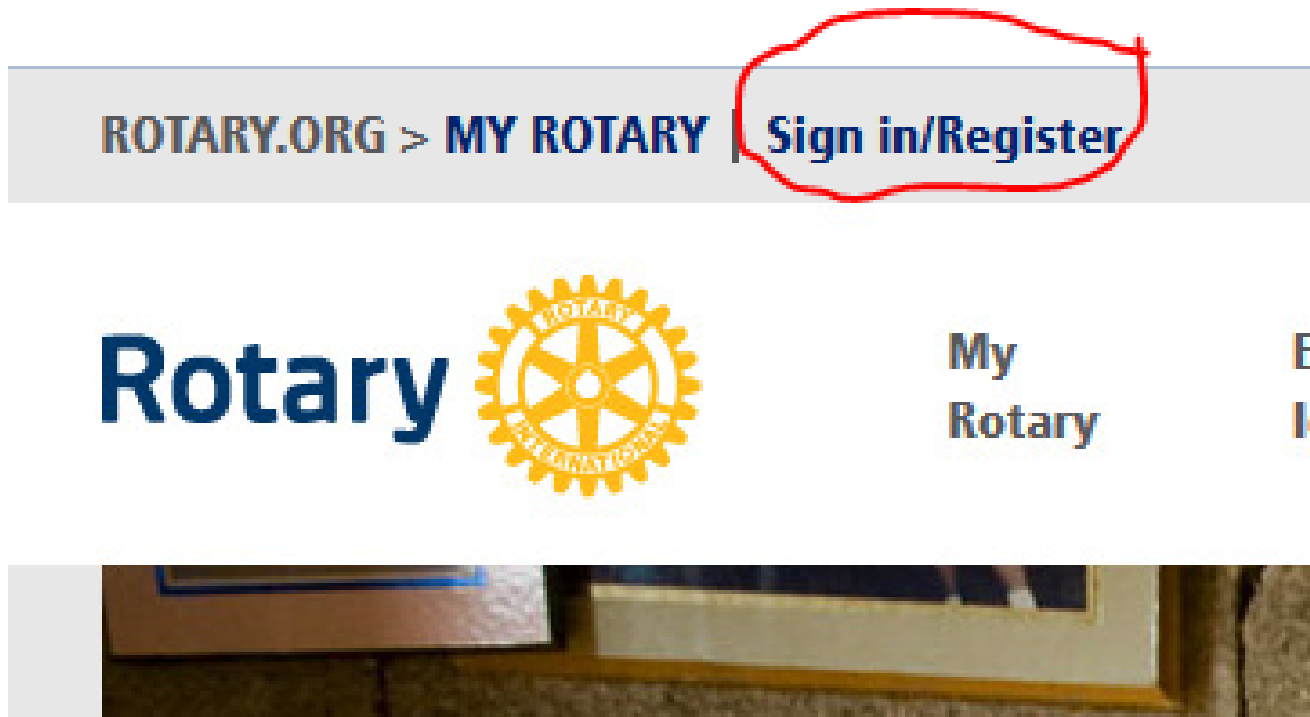
Step 1

- Go to <http://rotary.org/> and then click on "MyRotary" shown circled below.

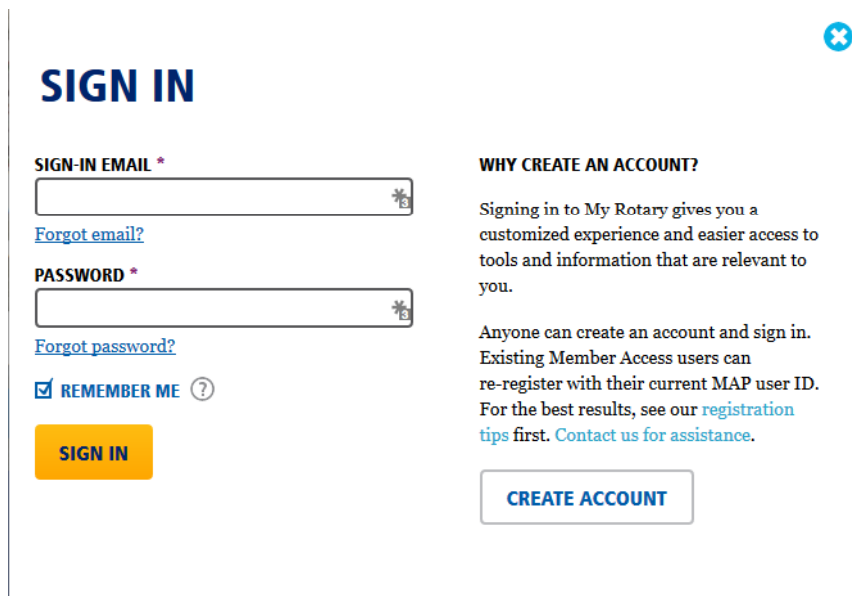


Step 2

- Click on "Sign in/Register"



Step 3




SIGN IN

SIGN-IN EMAIL *

[Forgot email?](#)

PASSWORD *

[Forgot password?](#)

REMEMBER ME 

SIGN IN

WHY CREATE AN ACCOUNT?

Signing in to My Rotary gives you a customized experience and easier access to tools and information that are relevant to you.

Anyone can create an account and sign in. Existing Member Access users can re-register with their current MAP user ID. For the best results, see our [registration tips](#) first. [Contact us for assistance.](#)

CREATE ACCOUNT

- If you have never used rotary.org, click on the create account button and continue to step 4.
- If you had previously logged into rotary.org enter your email and password.
 - If you had been on the system since the upgrade, you will be logged in. Verification complete.
 - If you last log in was before the upgrade, the system will not log you in, but will send you an email. RI will verify your account.

Step 4

- Fill in the blanks, answer yes, and click continue. Then follow the remaining questions

ACCOUNT REGISTRATION

*Required

FIRST NAME *

LAST NAME *

SIGN-IN EMAIL *

ARE YOU 18 YEARS OLD OR OLDER? *

YES

NO

CONTINUE

STATUS

We need more information to locate your record. Please try again by filling out all required fields and including as much additional information as possible, or email data@rotary.org for assistance.

*Required

FIRST NAME *

LAST NAME *

SIGN-IN EMAIL *

ARE YOU 18 YEARS OLD OR OLDER? *

YES

NO

*Help us learn more about you by filling out one or more items below:

CITY

POSTAL CODE / ZIP CODE

SECONDARY EMAIL

MEMBER ID

CLUB NAME

CONTINUE

Step 4b

- You may get here, fill in as much as possible.
- You can find your member id on the address label for the Rotarian. Or log into Clubrunner, & view the Rotary tab on your profile.
- You should receive an email after you press continue.

Step 5

- The email should have a link to activate your new account.

You're just one step away from completing your Rotary.org registration. Once there, you can join leaders, exchange ideas, and take action all in one place!

[Activate my account](#)

(If you encounter browser issues after clicking the link above, we recommend you activate your account using a browser other than Internet Explorer. Right click on the link above and select "copy." Open Chrome or Firefox, and paste the link into the web address bar to go to the "activate account" link.)

- This will be an initial account, it may take a few days for RI to grant you full access.