
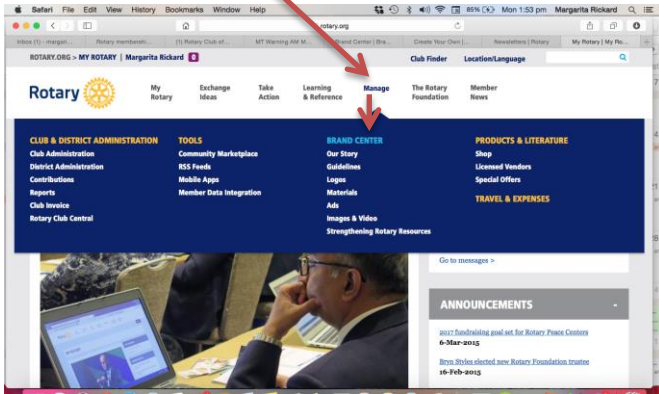


Go to <http://www.rotary.org> and log into MY ROTARY Select Manage – Brand Centre (will take you to a new page)


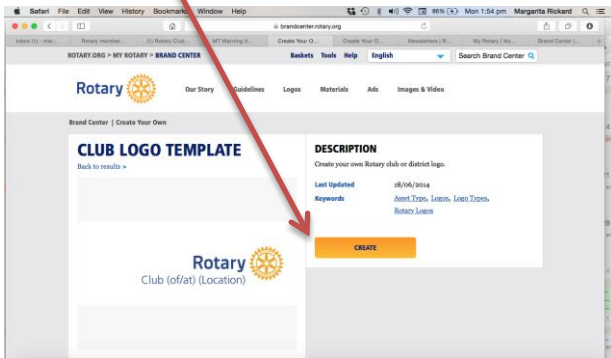
**Club LOGO from RI**  
**Fill in your own information – save and use for all correspondence**

Go to Logos, Club Logo Template

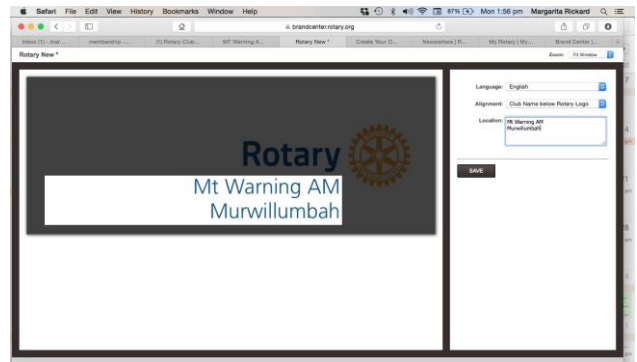



Choose Create

Write on the right side



The writing on the right will change the words on the left. Patiently wait till it catches up and words on left say what you want.



Choose – SAVE when ready

Choose – DOWNLOAD (as either a PDF or a graphic (JPEG) file)

