



DEI SNAPSHOT 2022

GENDER OF MEMBERSHIP

ROTARY



ROTARACT



GENDER PARITY TIMELINE



Rotaract has achieved gender parity. If current trends continue, Rotary will not achieve gender parity until 2050.

What steps can we take to close this gap?

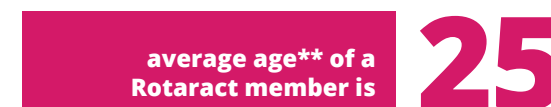
*1% not given

AGE OF MEMBERSHIP

ROTARY



ROTARACT



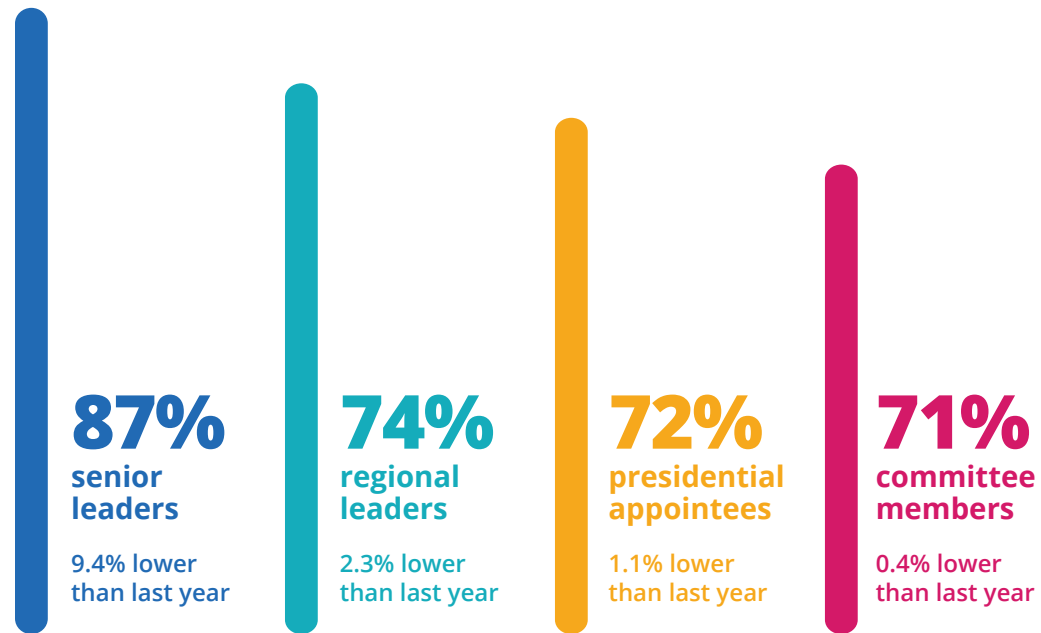
A majority of Rotary and Rotaract members are introduced to their club through a friend or colleague. Most personal networks though are comprised of people who are similar in age.

How can we be more inclusive and welcome members of different generations and experiences?

**26% not given

AGE OF ROTARY LEADERS

PERCENTAGE OF LEADERS OVER THE AGE OF 60*

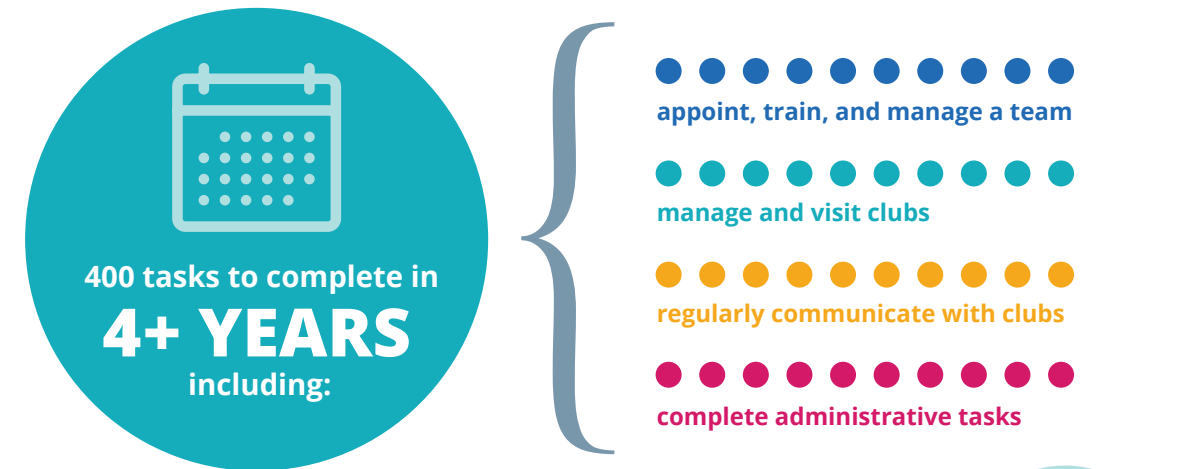


Rotary's senior leaders are responsible for appointing members to key leadership positions. Because these positions are appointment-based, those with robust networks have a significant advantage of being named a Rotary leader, regardless of their knowledge or skills.

What steps can we take to include younger members in our leadership?

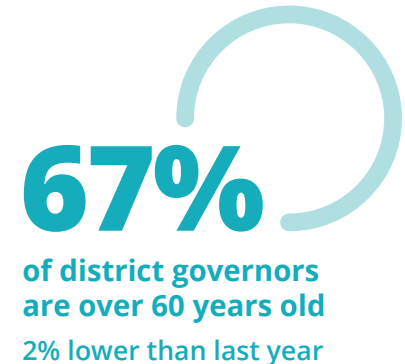
*31% not given

DISTRICT GOVERNORS



Many Rotary leadership roles require you to first be a district governor. The amount of responsibility and the time commitment required though leads some members to believe that this role is best suited for those who are retired, which may be why 67% of district governors are over 60 years old.

What steps could we take to make the district governor role more manageable and more appealing to all members?

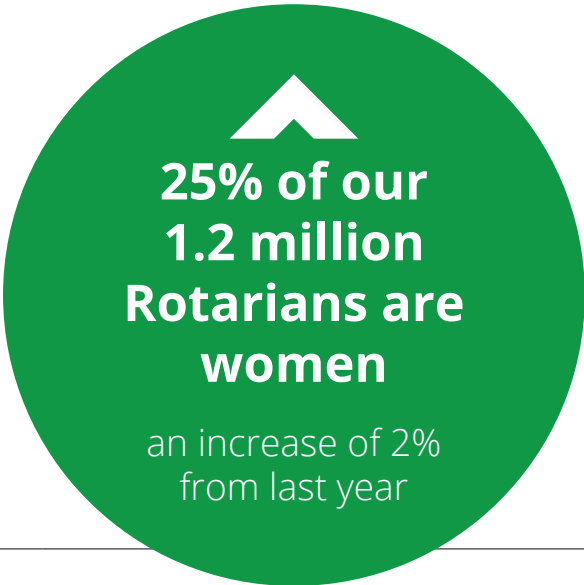









WOMEN IN LEADERSHIP POSITIONS BY ROLE

PERCENTAGE CHANGE FROM 2021 TO 2022

Many Rotary leadership roles require you to first be a district governor. In fact, 87% of members who serve on a committee, as a regional or senior leader, or received a presidential appointment were once district governors. This requirement though limits who can serve a senior leader within the district, region, and organization.

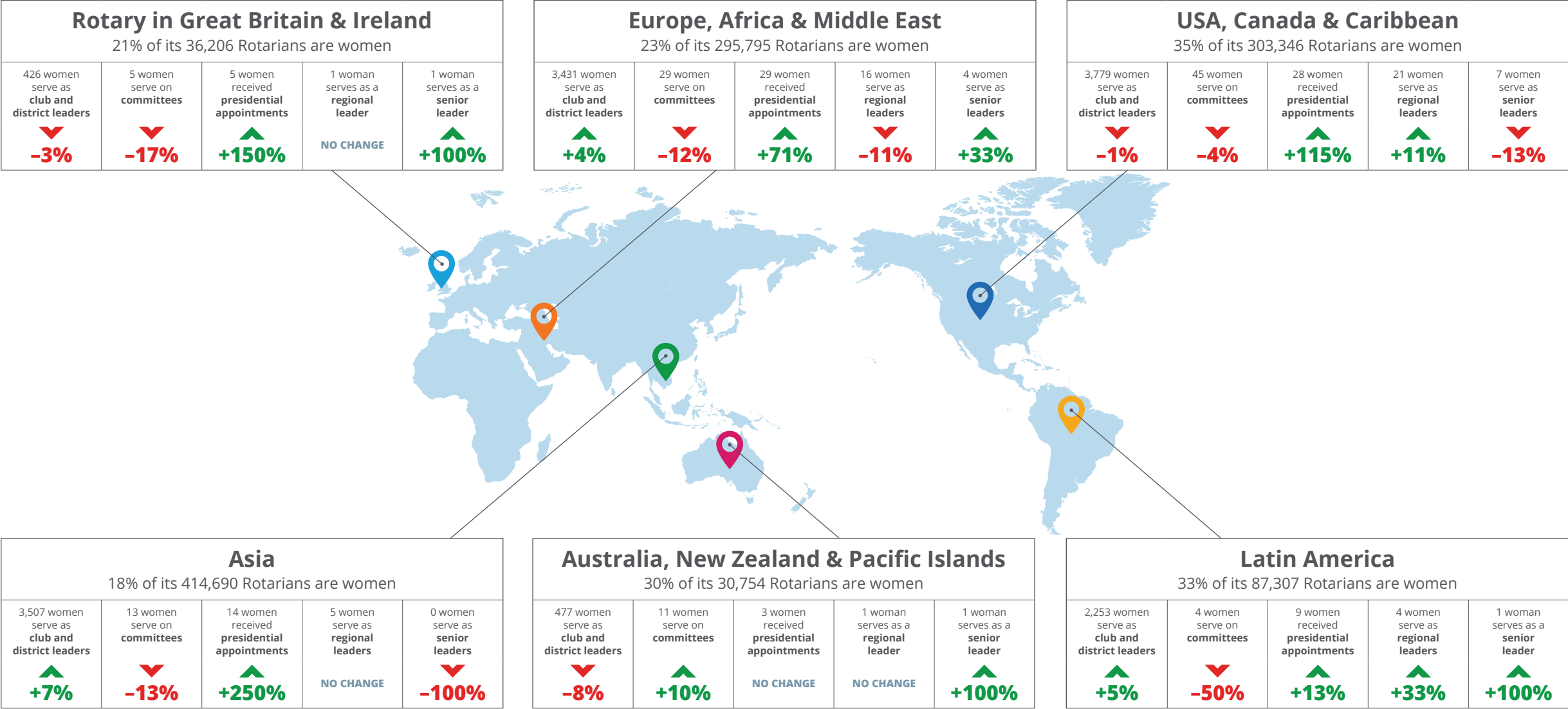
What barriers can we remove that would encourage more women to become Rotary leaders?



Rotary						
25% of our 1.2 million Rotarians are women, an increase of 2% from last year						
2,981 Rotaract club presidents are women <small>Members could only identify as man or woman. 1,138 members did not chose a gender.</small>	10,763 Rotary club presidents are women <small>Members could only identify as man or woman. 75 members did not chose a gender.</small>	129 district governors are women	107 women serve on Rotary International, Rotary Foundation, and joint committees	88 women received presidential appointments <small>includes district conference president's representatives, RI representatives to the United Nations, and training leaders</small>	48 women serve as regional leaders <small>includes Rotary coordinators, Rotary public image coordinators, regional Rotary Foundation coordinators, Endowment/Major gifts advisers, and End Polio Now coordinators</small>	14 women serve as senior leaders <small>includes serving as director, trustee, or member of the Nominating Committee for President</small>
 -6%	 +5%	 +2%	 -10%	 +87%	 +2%	 +17%

WOMEN IN LEADERSHIP POSITIONS BY CONTINENT

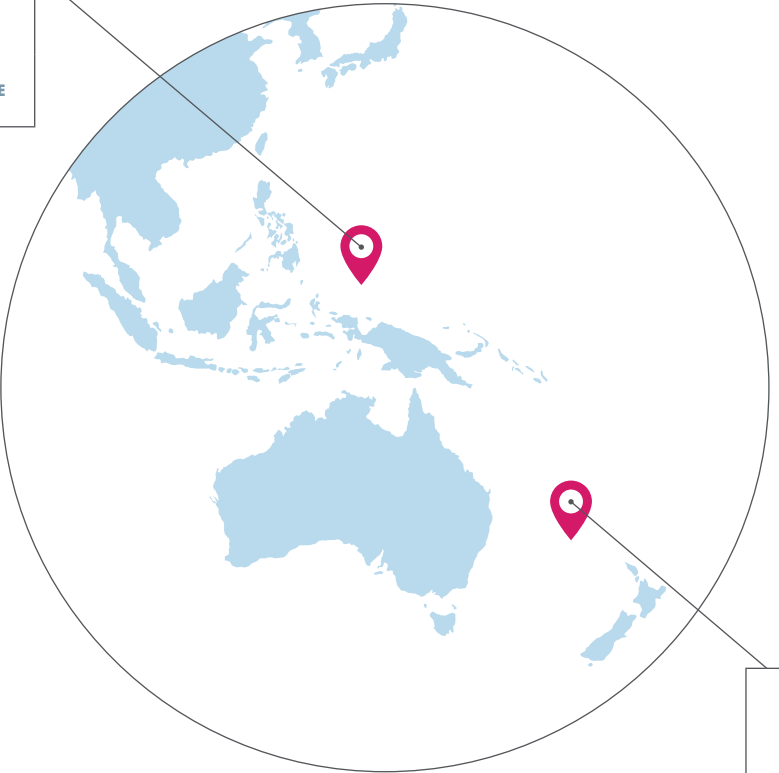
PERCENTAGE CHANGE FROM 2021 TO 2022



WOMEN IN LEADERSHIP POSITIONS BY REGION

PERCENTAGE CHANGE FROM 2021 TO 2022

Philippines				
35% of its 26,469 Rotarians are women				
1,519 women serve as club and district leaders	4 women serve on committees	6 women received presidential appointments	5 women serve as regional leaders	0 women serve as senior leaders
▲ +5%	▼ -33%	▲ +50%	NO CHANGE	NO CHANGE



Australia, New Zealand & Pacific Islands				
30% of its 30,754 Rotarians are women				
1,509 women serve as club and district leaders	22 women serve on committees	2 women received presidential appointments	5 women serve as regional leaders	2 women serve as senior leaders
▼ -1%	▲ +5%	▼ -67%	▲ +25%	▲ +500%

WOMEN IN LEADERSHIP POSITIONS BY REGION

PERCENTAGE CHANGE FROM 2021 TO 2022

USA & Canada				
34% of its 223,263 Rotarians are women				
9,080 women serve as club and district leaders	101 women serve on committees	67 women received presidential appointments	56 women serve as regional leaders	14 women serve as senior leaders
▼ -2%	▼ -13%	▲ +109%	▼ -5%	▼ -13%

Caribbean Islands				
41% of its 6,621 Rotarians are women				
350 women serve as club and district leaders	2 women serve on committees	3 women received presidential appointments	1 woman serves as a regional leader	1 woman serves as a senior leader
▼ -3%	▼ -33%	▲ +100%	NO CHANGE	NO CHANGE



Latin America				
33% of its 87,307 Rotarians are women				
6,158 women serve as club and district leaders	15 women serve on committees	56 women received presidential appointments	21 women serve as regional leaders	4 women serve as senior leaders
▼ -3%	▼ -12%	▲ +33%	▼ -9%	▼ -20%

WOMEN IN LEADERSHIP POSITIONS BY REGION

PERCENTAGE CHANGE FROM 2021 TO 2022

Great Britain & Ireland				
21% of its 36,206 Rotarians are women				
1,780 women serve as club and district leaders	12 women serve on committees	8 women received presidential appointments	10 women serve as regional leaders	2 women serve as senior leaders
▼ -2%	▼ -33%	▲ +167%	▼ -17%	NO CHANGE

Western Europe				
19% of its 223,263 Rotarians are women				
7,470 women serve as club and district leaders	35 women serve on committees	28 women received presidential appointments	40 women serve as regional leaders	8 women serve as senior leaders
▲ +2%	▼ -17%	▲ +57%	▼ -7%	▼ -11%



Central & Eastern Europe				
25% of its 20,275 Rotarians are women				
1,186 women serve as club and district leaders	1 woman serves on a committee	1 woman received a presidential appointment	4 women serve as regional leaders	1 woman serves as a senior leader
▼ -6%	▼ -50%	NO CHANGE	▲ +100%	▲ +100%

WOMEN IN LEADERSHIP POSITIONS BY REGION

PERCENTAGE CHANGE FROM 2021 TO 2022

India				
15% of its 165,985 Rotarians are women				
6,755 women serve as club and district leaders	25 women serve on committees	65 women received presidential appointments	19 women serve as regional leaders	5 women serve as senior leaders
▲ +8%	▼ -7%	NO CHANGE	▲ +12%	NO CHANGE

Korea				
23% of its 63,812 Rotarians are women				
1,610 women serve as club and district leaders	5 women serve on committees	20 women received presidential appointments	6 women serve as regional leaders	3 women serve as senior leaders
▼ -15%	▼ -17%	▲ +300%	▲ +20%	▼ -25%



Central & Southeast Asia				
26% of its 76,148 Rotarians are women				
4,022 women serve as club and district leaders	40 women serve on committees	23 women received presidential appointments	17 women serve as regional leaders	4 women serve as senior leaders
▲ +2%	▼ -13%	▲ +15%	NO CHANGE	▼ -20%

Japan				
7% of its 82,276 Rotarians are women				
2,444 women serve as club and district leaders	10 women serve on committees	25 women received presidential appointments	15 women serve as regional leaders	4 women serve as senior leaders
▲ +29%	▲ +67%	▲ +400%	▲ +200%	NO CHANGE

WOMEN IN LEADERSHIP POSITIONS BY REGION

PERCENTAGE CHANGE FROM 2021 TO 2022



Middle East & North Africa				
36% of its 14,754 Rotarians are women				
1,055 women serve as club and district leaders	10 women serve on committees	11 women received presidential appointments	5 women serve as regional leaders	0 women serve as senior leaders
+2%	-29%	+120%	-38%	NO CHANGE

Sub-Saharan Africa				
37% of its 37,503 Rotarians are women				
2,283 women serve as club and district leaders	45 women serve on committees	20 women received presidential appointments	13 women serve as regional leaders	1 woman serves as a senior leader
+1%	-20%	+150%	-13%	-50%