




# Rotary Flames House

## Existing Conditions



- A** 90m2 rubber play surfacing
- B** In ground sensory panels (2)  
Swing with adaptive bucket seat  
Water/Play Table
- C** Concrete bollards (3) with lighting
- D** 1.2 m height black aluminium black fence around perimeter
- E** sodded areas
- F** plain grey concrete surfacing

The play area is relatively small for the size of the space. The play value of the components is small. The open picket fence leave the site feeling exposed and any one in the play area on display to the traffic passing by. This is compounded by the fact the playground is adjacent to a bus route. The minor amount of shade within the play area is challenging; the shaded areas are immediately adjacent to the building well away from the play area.







# Rotary Flames House

Concept Overview - Spring + Sky








# Rotary Flames House

## Features



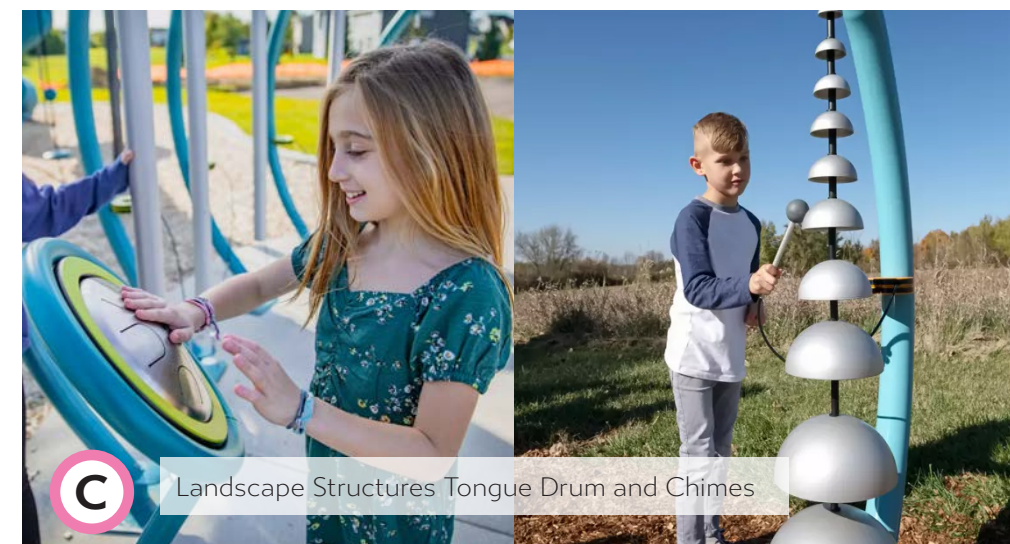
**A**

Kite Sun Shade



**B**

Wishbone Buddy Table



**C**

Landscape Structures Tongue Drum and Chimes




**D**

Landscape Structures Rhapsody Music Stations



**E**

Landscape Structures We-Go Swing



**F**

Coloured Asphalt




**G**

Artificial Playground Grass



**H**

Fence with colored window cutouts



**H**

Fence with textured sensory panels