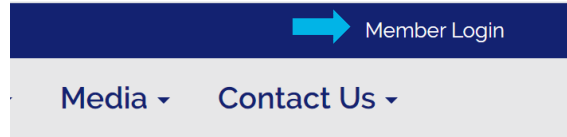
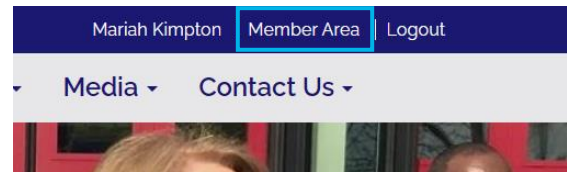


How to Search the Online Membership Directory

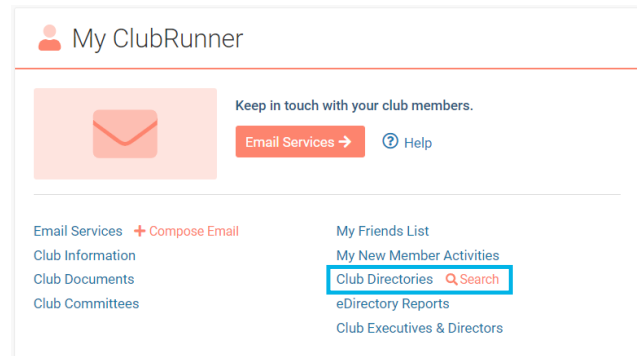
First, to log into the membership directory go to our website at **seattlerotary.org** and click **Member Login** on the top right.



After logging in, click **Member Area** to access the members-only section of the site.



Scroll down to the **My ClubRunner** section, and click on **Search** next to **Club Directories**.



Once the search page opens, click on **More Options** to show all available search fields. We recommend searching by only one field at a time (i.e. either first name *or* last name *or* classification).

To search by classification, enter one of our club's official classifications into that field. Those classifications are listed below.

Accounting	Education	Hospitality	Media
Aerospace	Energy	Human & Community Services	Military
Agriculture	Engineering	Insurance	Real Estate
Architecture & Design	Fashion & Design	Investments	Religious Organizations
Associations & Clubs	Financial Advising	Law Practice	Retail
Athletics & Sporting Events	Food & Beverage	Leadership Development	Technology
Banking	Forestry & Timber	Legal Services	Telecommunications
Business Consultants & Services	Foundations & Philanthropy	Manufacturing	Transportation & Logistics
Cultural Institutions	Government & Policy	Maritime	Travel & Leisure
Construction	Health Care	Marketing & Public Relations	Wholesale

After clicking **Search**, a list of members who fit the search criteria will appear, along with their basic contact information. You can click on a member's name to view their full profile.