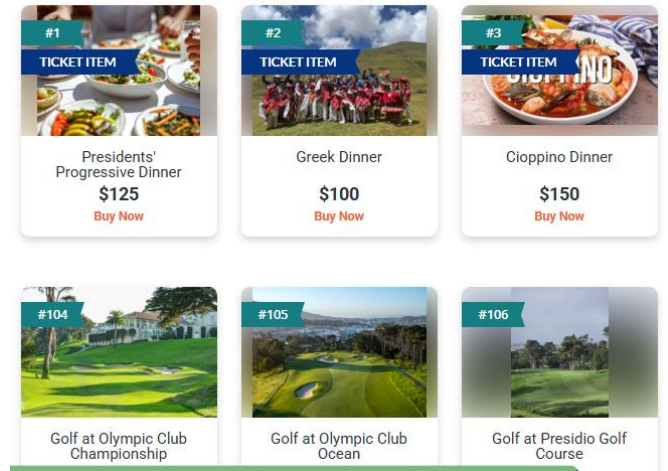


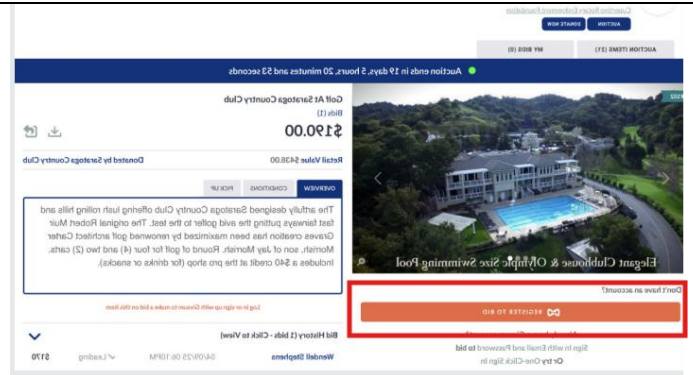
Step 1:

Once Auction goes live, the link or above QR code will take you to the listing. Click on the item you would like to bid



Step 2:

Click on Register to bid



Step 3:

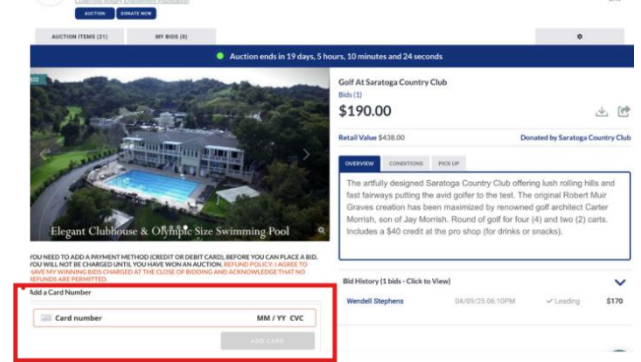
Enter bidder information

The image shows a 'Get Started' registration form. The form has a white background with an orange border. It includes the following fields:

- First Name *
- Last Name *
- Email Address *
- Mobile Phone Number *
- Password *
- Confirm Password *

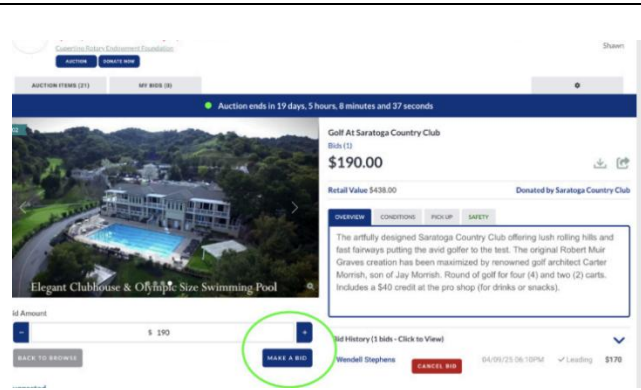
Step 4:

Enter Credit Card information



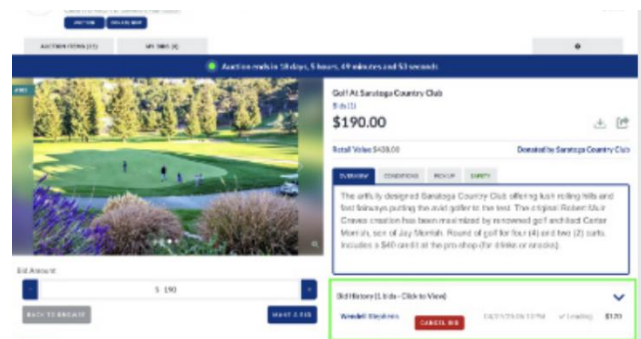
Step 5:

You are now ready to make a bid



Step 6:

Your bid is confirmed when its displayed under bid history



- You will be notified by text and email when outbid
- Winning bidders will be notified by text and email, and automatically charged at the conclusion of the auction