



Welcome to the Department of Safety and Professional Services (DPS). At DPS, our mission is to promote economic growth and stability while protecting the citizens of Wisconsin as designated by statute.

DPS is responsible for ensuring the safe and competent practice of licensed professionals in Wisconsin. We administer and enforce laws to assure safe and sanitary conditions in public and private buildings and provide administrative services to the state occupational regulatory authorities responsible for regulation of professional licensing programs. Additionally, with the enactment of 2017 Wisconsin Act 59 all responsibilities and oversight previously charged to the Educational Approval Board transferred to DPS.

We are also very proud to administer the enhanced Prescription Drug Monitoring Program (ePDMP). The ePDMP is a tool to help combat the ongoing prescription drug abuse epidemic in Wisconsin. By providing valuable information about controlled substance prescriptions that are dispensed in the state, it aids healthcare professionals in their prescribing and dispensing decisions.

We look forward to the opportunity to serve you!

How can we help you?

Online Services

dps.wi.gov/online-services

- License lookup & renewal
- Print license/credential
- Plan review status & scheduler
- Address change
- Many more...

Public Meetings

publicmeetings.wi.gov

Tip: Search "safety" to find occupational board meetings

Open Records Requests

DSPSPublicRecords@wisconsin.gov

Join our team!

wisc.jobs

We have offices in Madison, Waukesha, Green Bay, Holmen, and Hayward

Contact Us

1400 E Washington Avenue, Madison, WI 53703

DSPS@wisconsin.gov

608-266-2112



On Twitter @WI_DPS

dps.wi.gov



Division of Industry Services (DIS)

DIS is divided into two bureaus, an Administrative Services Section, and the Fire Prevention program.

- **Bureau of Field Services** performs inspections of commercial buildings, amusement rides, boilers, elevators, pressurized gas systems, and mining. The bureau also performs plan reviews of elevators, boilers, and private onsite wastewater treatment systems. The bureau is responsible for auditing third party and municipal inspection agencies.
- **Bureau of Technical Services** performs commercial building, plumbing, electrical, and fire suppression plan review. The bureau is responsible for administering the Uniform Dwelling Code program, the federal HUD Manufactured Housing program, and provides consultations and training to local building officials, as well as commercial and residential contractors.
- **Administrative Services Section** provides administrative support to internal and external stakeholders.
- **Fire Prevention Program** administers the 2% Fire Dues program and provides consultation, support, and training to over 800 fire departments throughout the state.

Division of Professional Credential Processing (DPCP)

DPCP is responsible for all credential application processing, including determination of credential eligibility and renewal. The division is also responsible for licensure, renewal and verification of health, business, trades and manufactured home owners/communities credentials, operation of the department's Customer Service Center and regulation of unarmed combat sports.

Division of Legal Services and Compliance (DLSC)

DLSC provides legal services to professional boards and the department regarding the investigation and discipline of licensed credential holders for violations of professional regulations. The division is also responsible for the complaint intake process, compliance monitoring and a confidential program for impaired professionals. In addition, the Division conducts business compliance inspections and financial audits.

Division of Policy Development (DPD)

DPD is responsible for providing administrative support and policy guidance to the professional boards in the state by facilitating board meetings, serving as a liaison between the boards and the department, and managing the administrative rule promulgation process for self-regulated professions. The division also manages the administrative rule promulgation process for professions and technical programs that are directly regulated by the department. This division is also responsible for continuing education and examination requirements for regulated professions and administration of the Prescription Drug Monitoring Program (PDMP).

Enhanced Prescription Drug Monitoring Program (ePDMP)

The ePDMP is a tool to help combat the ongoing prescription drug abuse epidemic in Wisconsin. By providing valuable information about controlled substance prescriptions that are dispensed in the state, it aids healthcare professionals in their prescribing and dispensing decisions. The ePDMP fosters the ability of pharmacies, healthcare professionals, law enforcement agencies, and public health officials to work together to reduce the misuse, abuse, and diversion of prescribed controlled substance medications.

The ePDMP Statistics Dashboard is a publicly available tool that provides interactive data visualizations about the controlled substance prescriptions dispensed in Wisconsin, the law enforcement reports submitted to the WI ePDMP, and the use of the WI ePDMP by healthcare professionals and others. Learn more at pdmp.wi.gov/statistics.





WISCONSIN | ePDMP



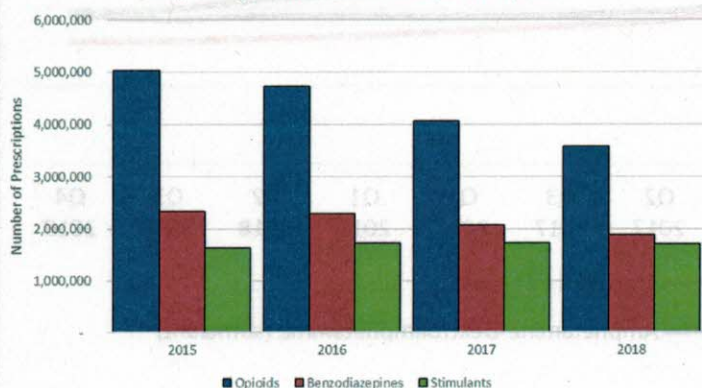
Wisconsin Enhanced Prescription Drug Monitoring Program

The WI ePDMP is a tool to help combat the ongoing prescription drug abuse epidemic in Wisconsin. By providing valuable information about controlled substance prescriptions in schedules II-V that are dispensed in Wisconsin, the WI ePDMP can aid healthcare professionals in their prescribing and dispensing decisions.

The WI ePDMP fosters the ability of pharmacies, healthcare professionals, law enforcement agencies, and public health officials to work together to reduce the misuse, abuse, and diversion of controlled substance prescription drugs.

Controlled Substance Dispensing

Dispensing of Monitored Prescriptions by Year



2015 - 2018 Trend by Drug Class

Opioids



29% decline or
1.5 million fewer prescriptions

Benzodiazepines



19% decline or
445,000 fewer prescriptions

Stimulants



6% increase in 2016
then minimal change

Usage of the WI ePDMP

- Up to 35,000 patient queries submitted per day
- 53,000 registered healthcare users
- Connected to PDMPs in 17 other states including IL, MN, MI and IA
- 2,000 data submitters including mail order pharmacies submitting a total of over 9 million dispensing records per year



Data Driven Alerts

Sophisticated analytics are performed on the WI ePDMP data to alert healthcare professionals to the most relevant patient information.

2017 - 2018 Trend by Alert Type

Multiple Same Day Prescriptions



66% decline

Multiple Prescribers Or Pharmacies



44% decline

High Opioid Daily Dose



37% decline

Long Term Opioid Therapy



32% decline

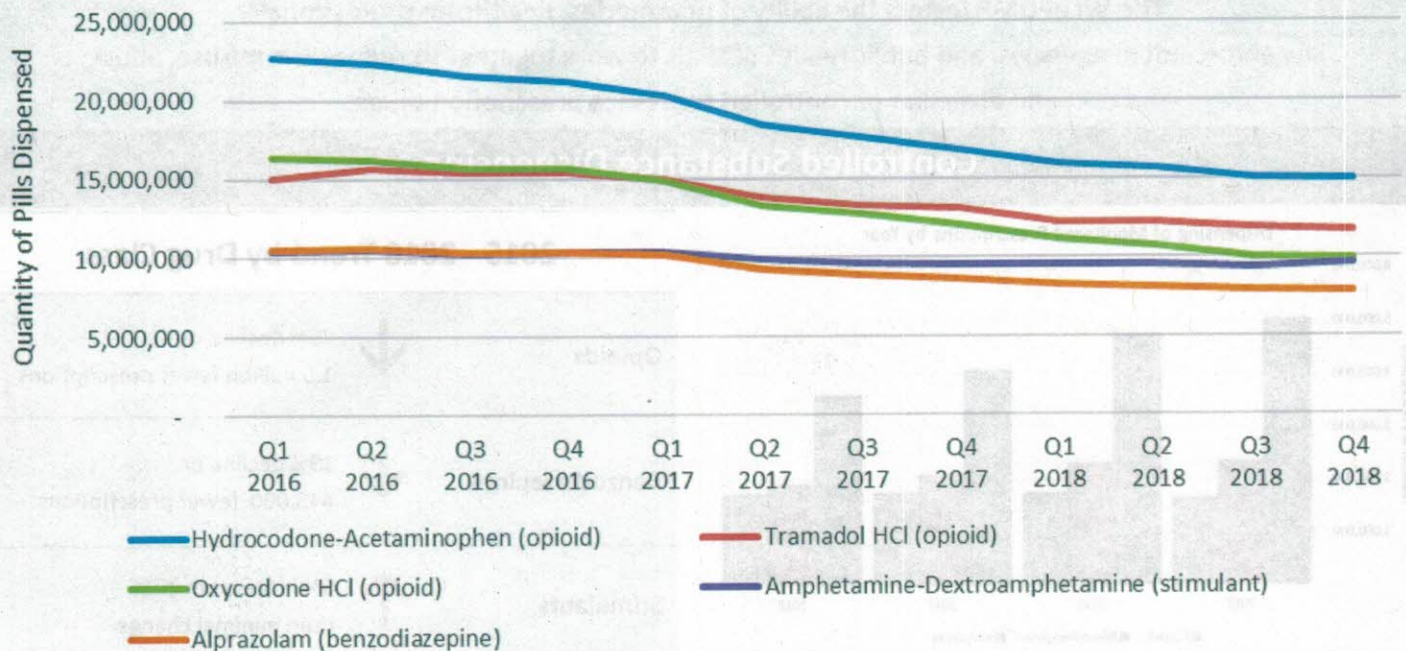
The WI ePDMP Statistics Dashboard provides interactive data visualizations, including county-level data, about the controlled substance prescriptions dispensed in Wisconsin, law enforcement reports submitted to the WI ePDMP, and use of the WI ePDMP by healthcare professionals.

Visit <https://pdmp.wi.gov/statistics>.



Top 5 Monitored Prescription Drugs

Quarterly Dispensing by Pill Volume

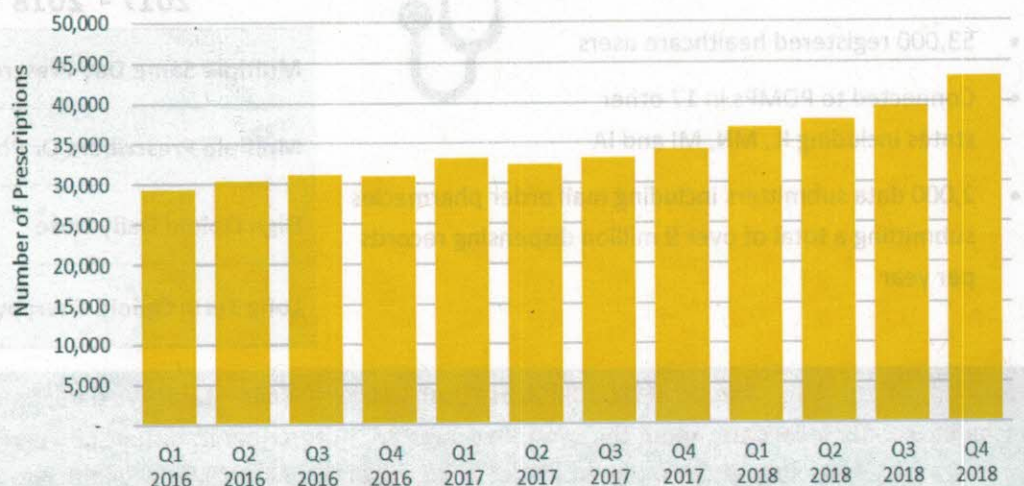


Buprenorphine HCl-Naloxone HCl Dihydrate

Buprenorphine products are one of three FDA approved medications utilized to treat opioid use disorder as part of Medication-Assisted Treatment (MAT).

There has been a 47% increase in pharmacy dispensed buprenorphine products in the last three years.

Quarterly Pharmacy Dispensed Buprenorphine





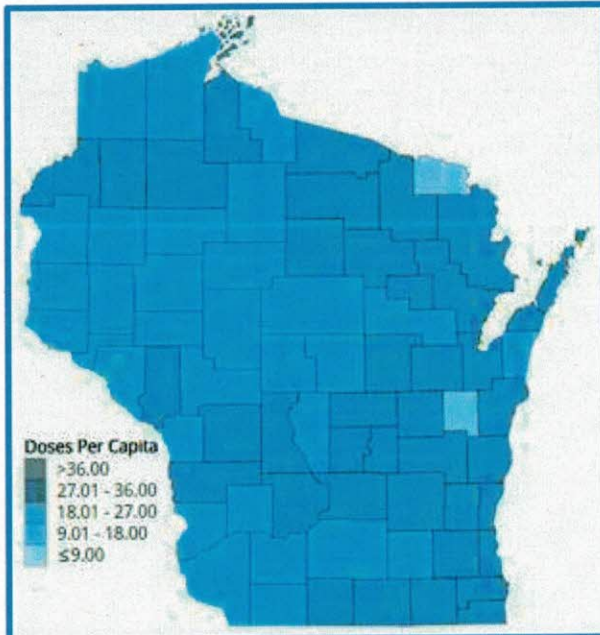
WISCONSIN | ePDMP



Dispensing Trends 2016 - 2018

Controlled Substance Prescription Drugs in Schedules II-V County Level WI ePDMP Statistics Report

Additional data can be found on the WI ePDMP Statistics Dashboard, which provides interactive visualizations and data analytics at the county and state level for controlled substance dispensing trends, law enforcement reports submitted to the WI ePDMP, and use of the WI ePDMP by healthcare professionals and others. Click on the Statistics tab on the WI ePDMP website, or visit <https://pdmp.wi.gov/statistics/controlled-substance-dispensing>



Doses Per Capita Q4 2018

Controlled Substance Doses Per Capita

Doses indicate the quantity of pills dispensed

AREA	Q1 2016	Q4 2018	% Change
WISCONSIN	25.40	18.72	↓26%
JACKSON	27.77	15.31	↓45%
LA CROSSE	24.00	17.56	↓27%
MONROE	36.36	19.68	↓46%
TREMPEALEAU	27.31	18.42	↓33%
VERNON	25.22	18.67	↓26%

Controlled Substance Dispensings 2016 – 2018 Trend

Dispensings indicate the number of prescriptions filled

AREA	All Drug Classes	Opioids	Benzodiazepine	Stimulants	Other
WISCONSIN	-17%	-24%	-18%	-1%	-14%
JACKSON	-30%	-38%	-28%	-10%	-22%
LA CROSSE	-16%	-21%	-19%	0%	-17%
MONROE	-22%	-30%	-25%	2%	-14%
TREMPEALEAU	-24%	-30%	-25%	-12%	-16%
VERNON	-19%	-22%	-18%	-10%	-15%

