



EDEN HEALTH
DISTRICT
INVESTING IN THE HEALTH OF OUR COMMUNITY
SINCE 1948

Castro Valley Rotary Presentation
August 25, 2020

BRIEF HISTORY OF EDEN HEALTH DISTRICT

- Established in 1948 to build Eden Medical Center and later acquired San Leandro Hospital
- Serves the 350,000 residents of Castro Valley, Hayward, San Leandro, San Lorenzo, Ashland, Cherryland, and Fairview
- Elected board of five members: Chair Gordon Galvan, Vice-Chair Mariellen Faria, Roxann Lewis, and Pam Russo
- Has received no tax revenue since 1976
- Owns Two Medical Office Buildings
 - Eden Medical Office Building in Castro Valley
 - Dublin Gateway Building in Dublin
- Owns the Baywood Court Retirement Community in Castro Valley
 - Includes 170 apartments of Independent Living, 30 Assisted Living Apartments, and a Skilled Nursing Facility

COMMUNITY GRANTS PROGRAM

- Has Contributed over \$30 million to community hospitals and non-profits including medical clinics, seniors programs, and food programs
 - Organizations receiving grants include St. Rose Hospital, Tiburcio Vasquez Health Clinic, La Clinica de la Raza, Davis Street Community Center, Meals on Wheels, Alzheimer's Association, and La Familia.
 - Sponsors a wide variety of community events (back when those were being held) including athletic fundraisers and health fairs throughout the district.
 - Operates community health education programs at local schools and community centers.

COVID-19 RESPONSE

- Publishes a COVID-19 Daily Bulletin that encapsulates all local, regional, state, national, and international news in an easily digestible format. Subscribe on our website at ethd.org
- Board allocated \$250,000 for the purchase of Personal Protective Equipment (PPE) and distributed them to essential workers in health care, child care, public safety, grocery stores, and In Home Supportive Services Workers.
- Agencies receiving masks include First 5 Alameda County, St. Rose Hospital, Tiburcio Vasquez Health Clinic, Meals on Wheels, Supporting Futures, Baywood Court Retirement Community, Davis Street Community Center, census workers, Supplybank.org, and La Comida feeding program.
- Board allocated \$250,000 for crucial testing services
- Partnerships with HFD COVID 19 Testing Site at CSUEB and OptumServe Testing Site in San Leandro

EHD PPE (MASK) DISTRIBUTION – 100,000

- St. Rose Hospital - 10,000
- First 5 Alameda County/essential child care providers - 20,000
- Baywood Court Retirement Community - 10,000
- Hayward Firefighters - 5,000
- Supplybank.org for essential workers - 4,000
- United Food and Commercial Workers - 3,200
- Home Support Service Workers - 10,000
- United Health Care Workers TVHC – 3,200
- United Health Care Workers (another location) - 2,000
- Davis Street Community Center - 2,000
- Meals on Wheels - 1,600
- George Marks Children's House - 800
- San Leandro essential workers - 400
- Census Workers - 100
- La Comida Food Distribution in Ashland/Cherryland - 2500
- La Familia - 500

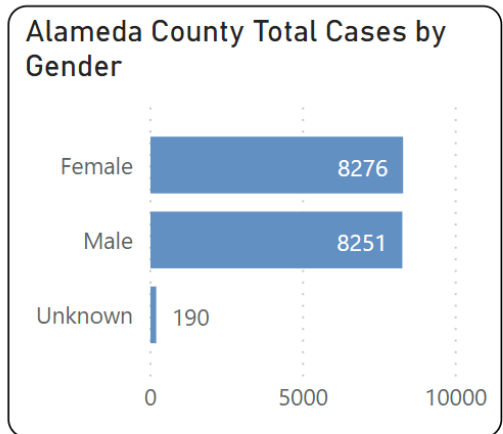
Alameda County Total Cases	Alameda County Total Deaths
16733	234

Cases	Case Rates
-------	------------

Deaths	Death Rates
--------	-------------

Berkeley LHJ Cases	Berkeley LHJ Deaths
509	6

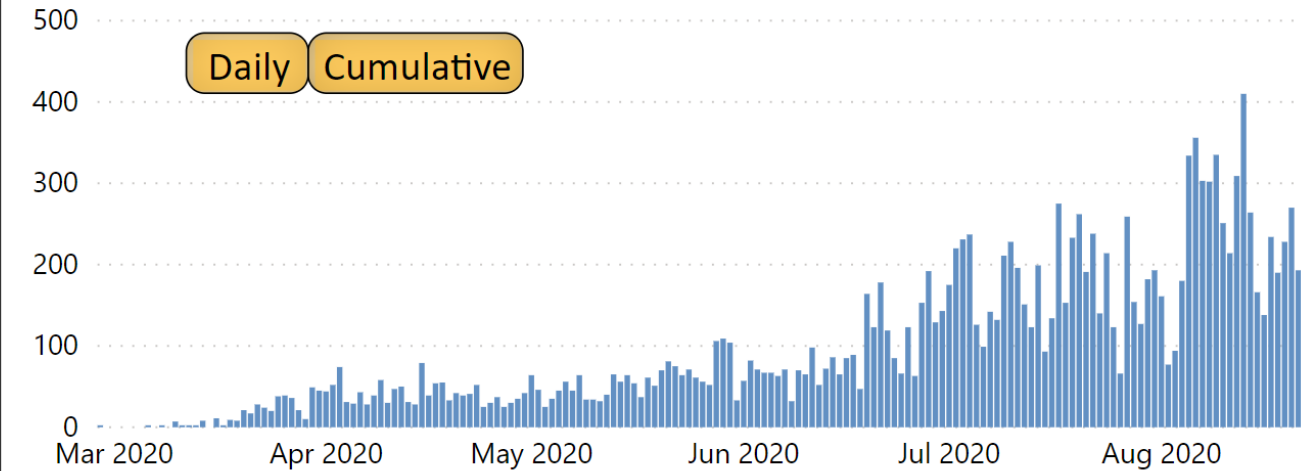
Alameda County LHJ Cases	Alameda County LHJ Deaths
16224	228



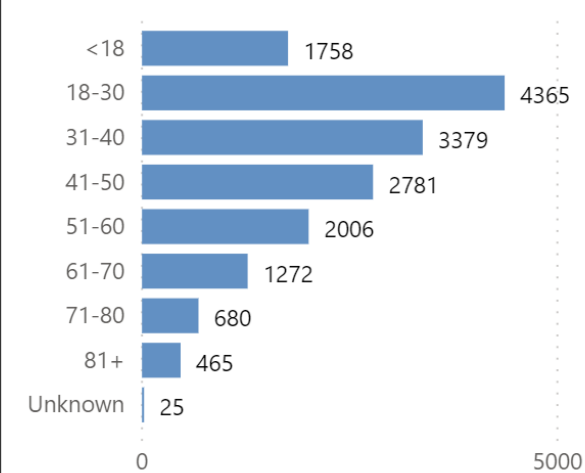
Alameda County COVID-19 Dashboard

Alameda County Total Daily Cases

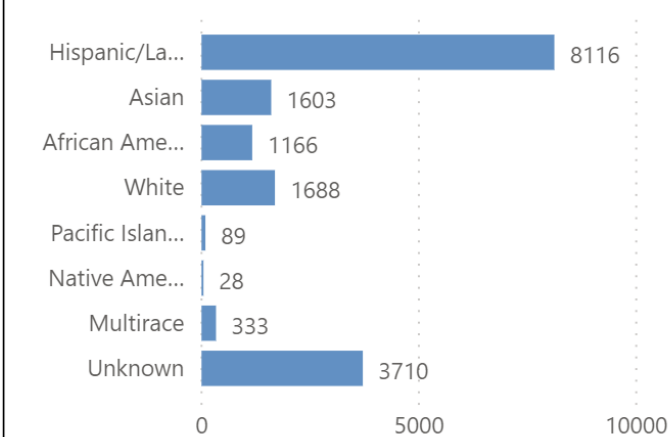
Data from last five days especially subject to change.



Alameda County Total Cases by Age Group



Alameda County Total Cases by Race/Ethnicity



Jurisdiction	Cases
Alameda County	16,733
Berkeley LHJ	509
Alameda County LHJ	16,224

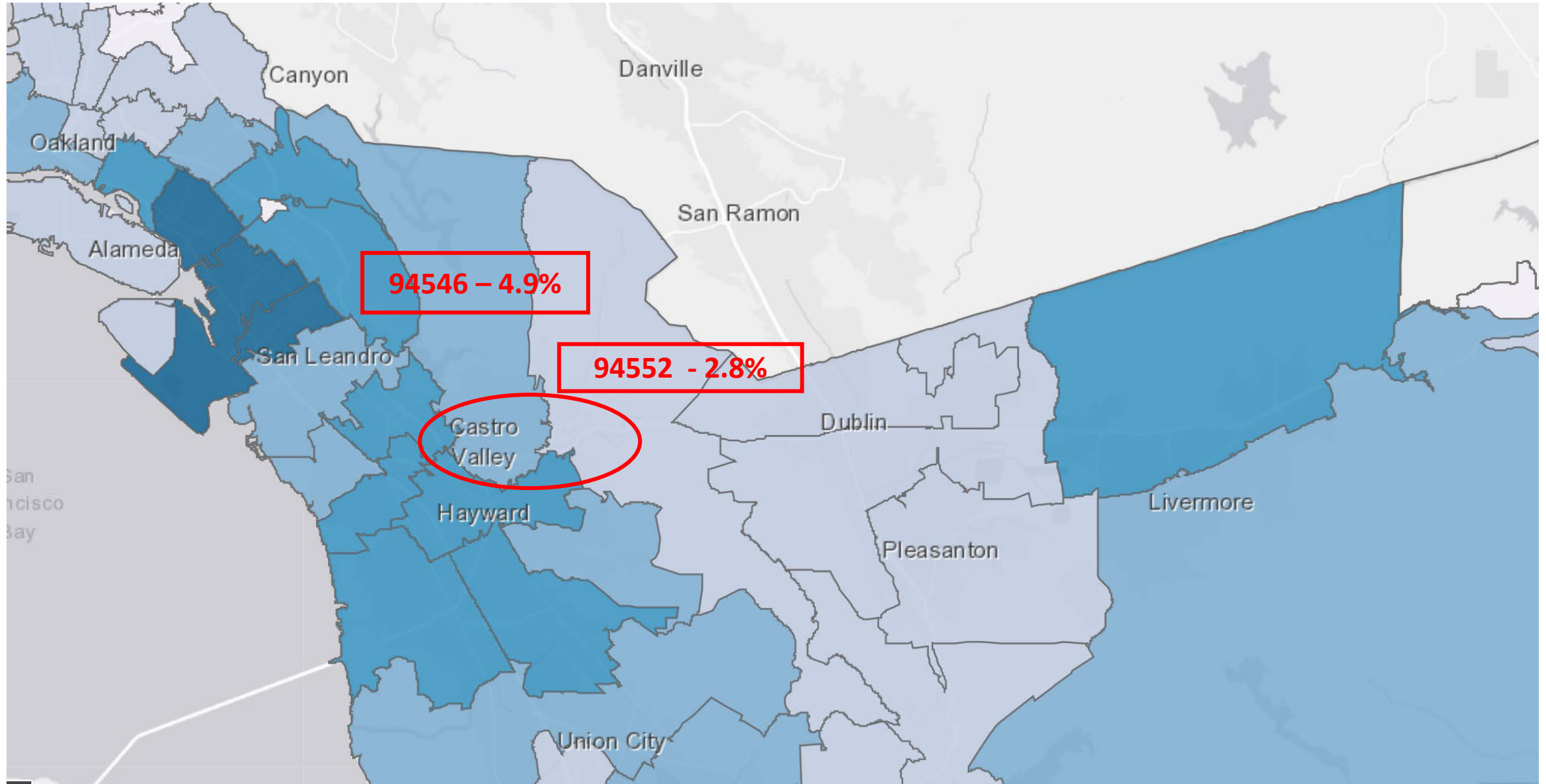
Various Populations	Cases
Under Investigation	222
Homeless	137
Address Unknown	243

Cities	Cases
Alameda	294
Albany	44
Dublin	198
Emeryville	67
Fremont	1,120
Hayward	2,357
Livermore	721
Newark	437
Oakland	6,866
Piedmont	29
Pleasanton	330
San Leandro	890
Union City	551

Unincorporated Areas	Cases
Eden Area MAC (Ashland, Cherryland, Hayward Acres, San Lorenzo)	996
Castro Valley MAC	431
Fairview MAC	122
Sunol	<10
Remainder of County	29

Notes and disclaimers: The City of Berkeley and Alameda County (minus Berkeley) are separate local health jurisdictions (LHJs). We are showing data for each separately and together. The numbers for the Alameda County LHJ and the Berkeley LHJ come from the state's communicable disease tracking database, CalREDIE. These data are updated daily, with cases sometimes reassigned to other LHJs and sometimes changed from a suspected to a confirmed case, so counts for a particular date in the past may change as information is updated in CalREDIE. Case dates reflect the date created in CalREDIE. The time lag between the date of death and the date of entry into CalREDIE has sometimes been one week; the date of death is what is reflected here, and so death counts

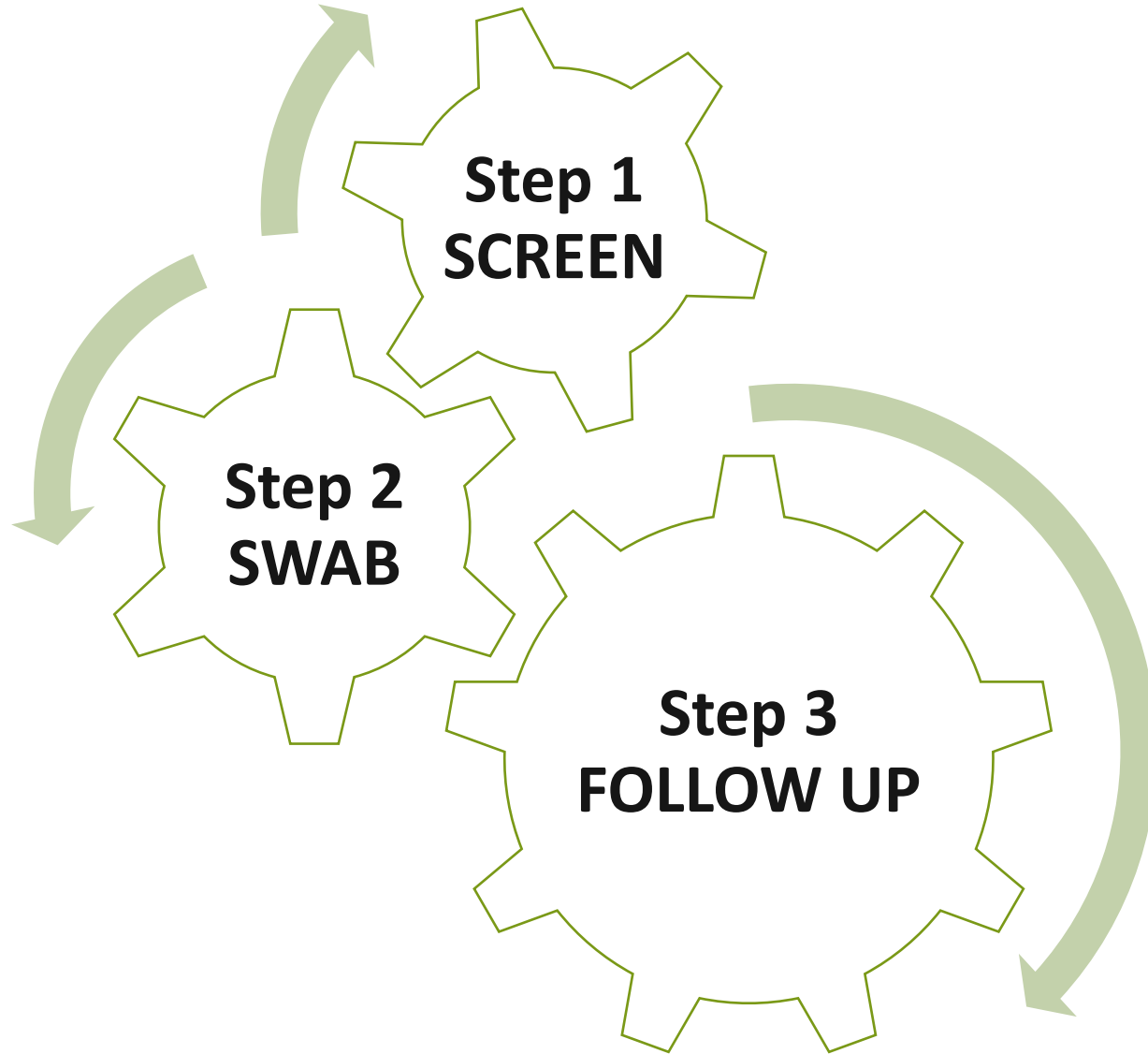
CURRENT COVID STATISTICS – CASTRO VALLEY



CREATING PARTNERSHIPS TO PROVIDE ACCESS TO HEALTH SERVICES



HFD TESTING SITE MODEL






HAYWARD FIRE DEPARTMENT TESTING SITE LOCATED AT SKYWEST GOLF COURSE IN HAYWARD

<https://www.hayward-ca.gov/content/hayward-covid-19-testing-center>



SCREENING STATION





SWABBING STATION



Patient Info

All fields marked with * must be filled out in order to be tested.

Patient Prefix

First Name *

Middle Name

Last Name *

Suffix (Jr, Sr, II, III)

Email

Phone Number *

An accurate phone number is required in order to be tested.

Street Address *

Apt / Unit / Suite

PATIENT
PORTAL FOR
RESULTS
PATIENTS ARE
ABLE TO
ACCESS THEIR
OWN RESULTS
OFTEN
WITHIN 24
HOURS

Hayward COVID-19 Test Site Weekly Operations Overview – Week 18

COVID-19 Test Data for the Week of July 27th – 31st

Test Data for Week Ending July 31st



1,850 (-233)

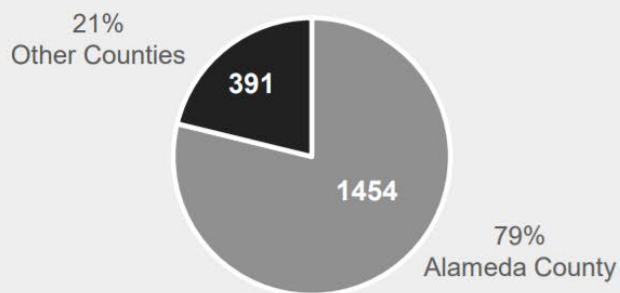
Total Tests Processed



11.1% (-2.0%)

Positive Percentage

Patient County of Residence



Call Center / Hotline



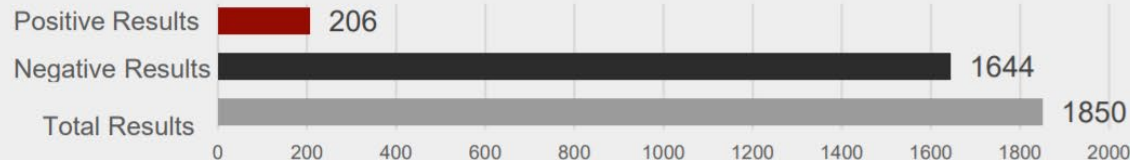
11,065

Total Calls Received
510-583-4949



501

Total Calls Received
510-583-5333



COVID-19 Weekly Test Results Breakdown

Operational Changes

Relocation

Test site was relocated to Skywest Golf Course August 3, 2020

COVID-19 Hotline

Deactivated City Call Center and stood up COVID-19 Hotline (510)583-5333

Billing Insurance

- ✓ Testing center is now collecting health insurance for those who have it
- ✓ Insurance is not required; Avellino will bill MediCal and MediCare

Patient Portal

We now require patients create an account on Avellino's website so they can view their own results

Appointments Required

Patients are now required to schedule an appointment online prior to being tested

July 1st – 31st

July Testing Data July 1st - 31st



10,091
Total Tests
Processed



9,509
Total
Patients
Tested



523
Patients Tested
2 or More Times



59
Patients
Tested 3 or
More Times

July Positive Test Data July 1st - 31st



1,194
Total
Positive
Results



1,119
Patients Who
Tested Positive



69
Patients Tested
Positive 2 or
More Times



6
Patients Tested
Positive 3 or
more times

SAN LEANDRO MARINA COMMUNITY CENTER COVID-19 TESTING SITE OPEN 8 AM TO 7 PM TUESDAY THROUGH SATURDAY



FREE COVID-19 TESTING

at the Marina Community Center,
15301 Wicks Boulevard, San Leandro, California

Open to all frontline & essential workers, seniors, persons with diabetes, hypertension & other health conditions making them vulnerable to COVID-19, plus anyone with COVID-19 symptoms regardless of where you live.

You do not need health insurance and will not be asked about immigration status.

COVID-19 Symptoms Include



Difficulty breathing



Cough



Chills



Lost sense of taste or smell



Fever



Muscle pain



Sore throat

Testing is by *appointment only*.

To make an appointment, please visit: <https://lhi.care/covidtesting>
Or call 1-888-634-1123 (Spanish and English)

Tuesday, June 9th – Saturday, June 13th, 8 AM – 4 PM.
Starting Monday, June 15, new schedule:
Every Monday – Saturday from 8 AM – 7 PM.



Alameda County
Health Care Services Agency



Testing conducted by OptumServe/LHI. No insurance is required. The City of San Leandro and Eden Health District have no information on scheduling or test results.

Eden Health District COVID-19 Bulletin

[View as Webpage](#)

"We have this quagmire: We have neither a healthy public nor a healthy economy. We're in a situation where it's not safe to open further but nobody feels there is enough justification to close down again"

California State Senator Steve Glazer, [8/6/20](#)

"I had friends of mine, very progressive people, call me up when they saw so many Black people dying from the virus, asking me what's going on. I said, 'Wait a minute.' They had no clue that the health care system has not really been fair or accessible for low-income people, for Black and brown people."

U.S. Representative Barbara Lee, [8/6/20](#)

Eden Health District Bulletin

<https://ethd.org/daily-bulletin-update/>

This unsung hero cleans and disinfects the Covid-19 wing

Patients might not see Maria Saravia's smile behind her mask, but it's there. Saravia visits the rooms of Keck Hospital of USC's Covid-19 patients to sanitize surfaces, remove trash and hazardous waste and freshen bed linens.

The 56-year-old single mother of three cleans and disinfects the COVID-19 ward from 7 a.m. to 3:30 p.m. six days a week. As an environmental services worker, she takes deep pride in her responsibilities despite the risks.



Born in El Salvador, Saravia came to the

EDEN HEALTH DISTRICT PRESENTS MASK ON CAMPAIGN IN ENGLISH, SPANISH AND CHINESE THROUGHOUT DISTRICT ASHLAND, CASTRO VALLEY, CHERRYLAND, HAYWARD, SAN LEANDRO AND SAN LORENZO

The graphic illustrates the concept of 'Mask On' with two scenarios: 'MAXIMUM EXPOSURE' and 'MINIMUM EXPOSURE'. In the maximum exposure scenario, an infected person (labeled 'infected person') is shown without a mask, and a large cloud of particles (represented by red dots) is shown moving towards a healthy person (labeled 'healthy person'). In the minimum exposure scenario, both the infected and healthy persons are wearing masks, and the cloud of particles is significantly reduced. Below the scenarios is a particle size scale in micrometers (µm) with markers at 300, 30, 1, and 0.1. The scale shows that particles are most concentrated between 30 and 300 µm. At the bottom, the text 'Protect yourself while protecting others.' is displayed, followed by icons for social distancing, mask-wearing, hand hygiene, and the Eden Health District logo.

Mask On Castro Valley English

The graphic illustrates the concept of 'Mask On' with two scenarios: 'EXPOSICIÓN MÁXIMA' and 'EXPOSICIÓN MINIMA'. In the maximum exposure scenario, an infected person (labeled 'persona infectada') is shown without a mask, and a large cloud of particles (represented by red dots) is shown moving towards a healthy person (labeled 'persona saludable'). In the minimum exposure scenario, both the infected and healthy persons are wearing masks, and the cloud of particles is significantly reduced. Below the scenarios is a particle size scale in micrometers (µm) with markers at 300, 30, 1, and 0.1. The scale shows that particles are most concentrated between 30 and 300 µm. At the bottom, the text 'Protejase mientras protege a los demás.' is displayed, followed by icons for social distancing, mask-wearing, hand hygiene, and the Eden Health District logo.

Mask On Castro Valley Spanish

The graphic illustrates the concept of 'Mask On' with two scenarios: '大範圍暴露' (Large range exposure) and '小範圍暴露' (Small range exposure). In the large range exposure scenario, an infected person (labeled '受感染人士') is shown without a mask, and a large cloud of particles (represented by red dots) is shown moving towards a healthy person (labeled '健康人士'). In the small range exposure scenario, both the infected and healthy persons are wearing masks, and the cloud of particles is significantly reduced. Below the scenarios is a particle size scale in micrometers (µm) with markers at 300, 30, 1, and 0.1. The scale shows that particles are most concentrated between 30 and 300 µm. At the bottom, the text '保護自己也就是保護他人' is displayed, followed by icons for social distancing, mask-wearing, hand hygiene, and the Eden Health District logo.

Mask On Castro Valley Chinese



CONTACT INFORMATION

CHIEF EXECUTIVE OFFICER MARK FRIEDMAN

BOARD MEMBER PAMELA RUSSO

CHAIR GORDON GALVAN, VICE-CHAIR MARIELLEN FARIA, SECRETARY,
DIRECTOR ROXANN LEWIS

EMAIL: MARK@ETHD.ORG PHONE: 510 759-4191

PAMELA.RUSSO@ETHD.ORG PHONE: 510-760-4289