



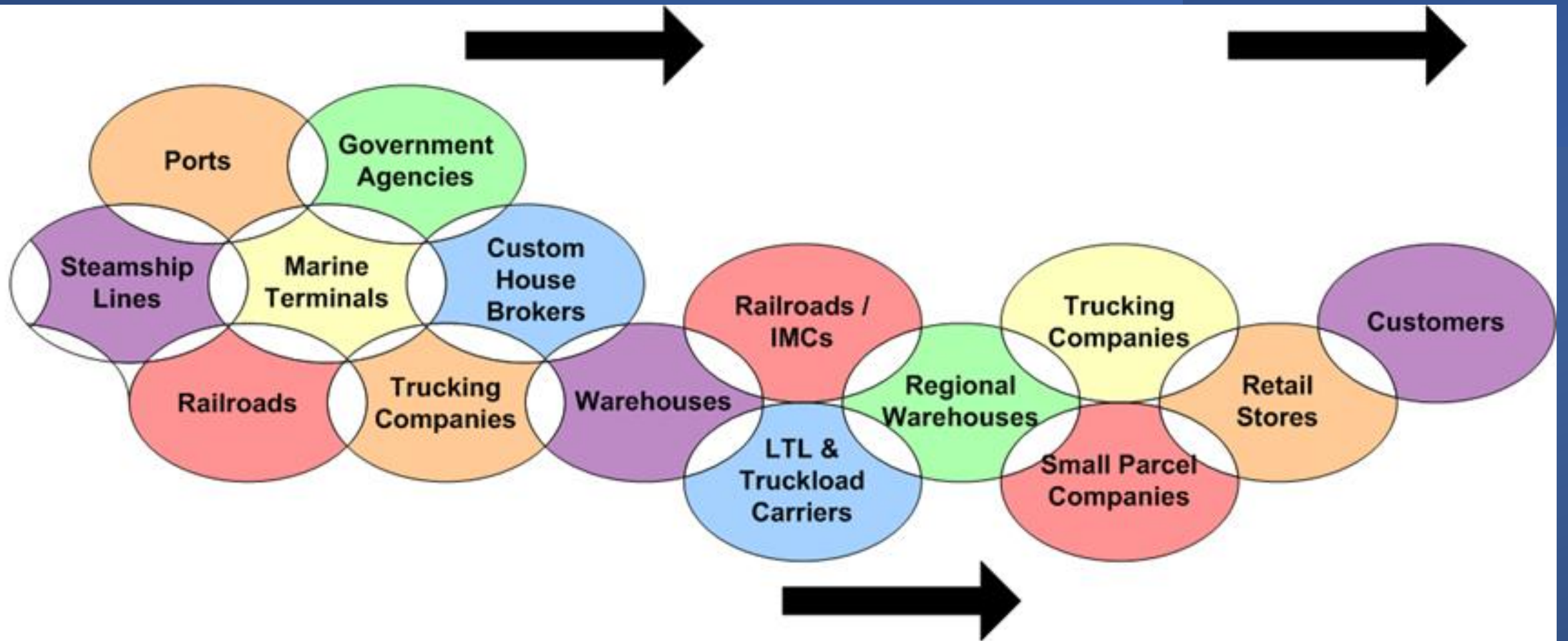
The Global Supply Chain Disruptions and Challenges

with

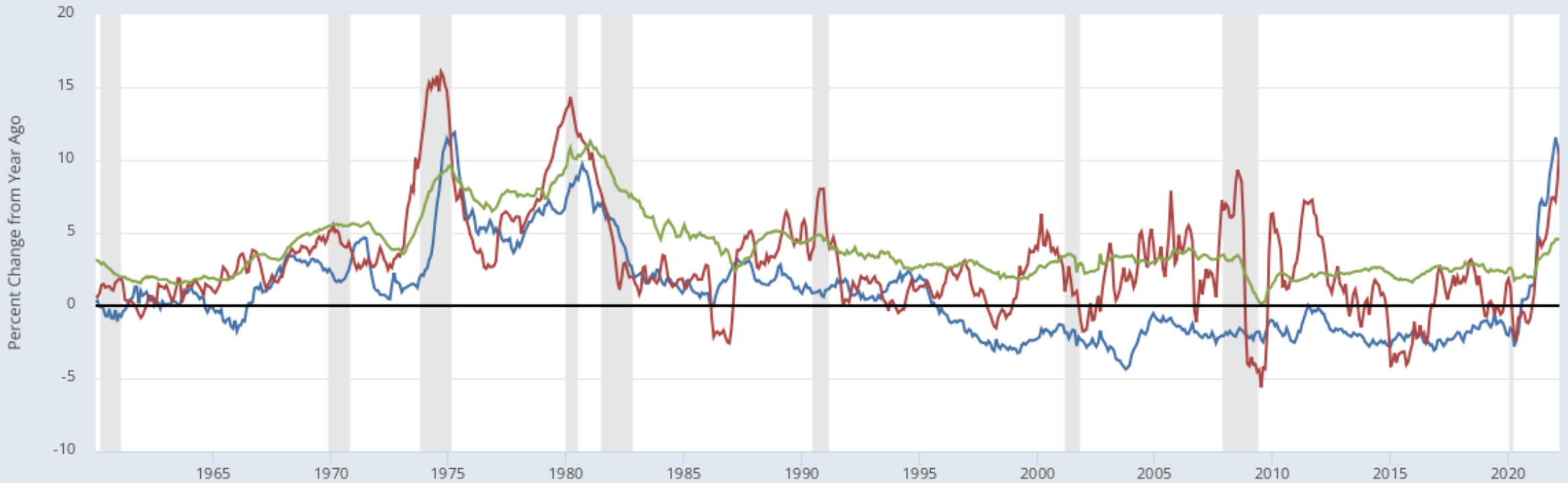
Scott Weiss
Vice President
Technical Sales



MAERSK



- Personal consumption expenditures: Durable goods (chain-type price index)
- Personal consumption expenditures: Nondurable goods (chain-type price index)
- Personal consumption expenditures: Services (chain-type price index)



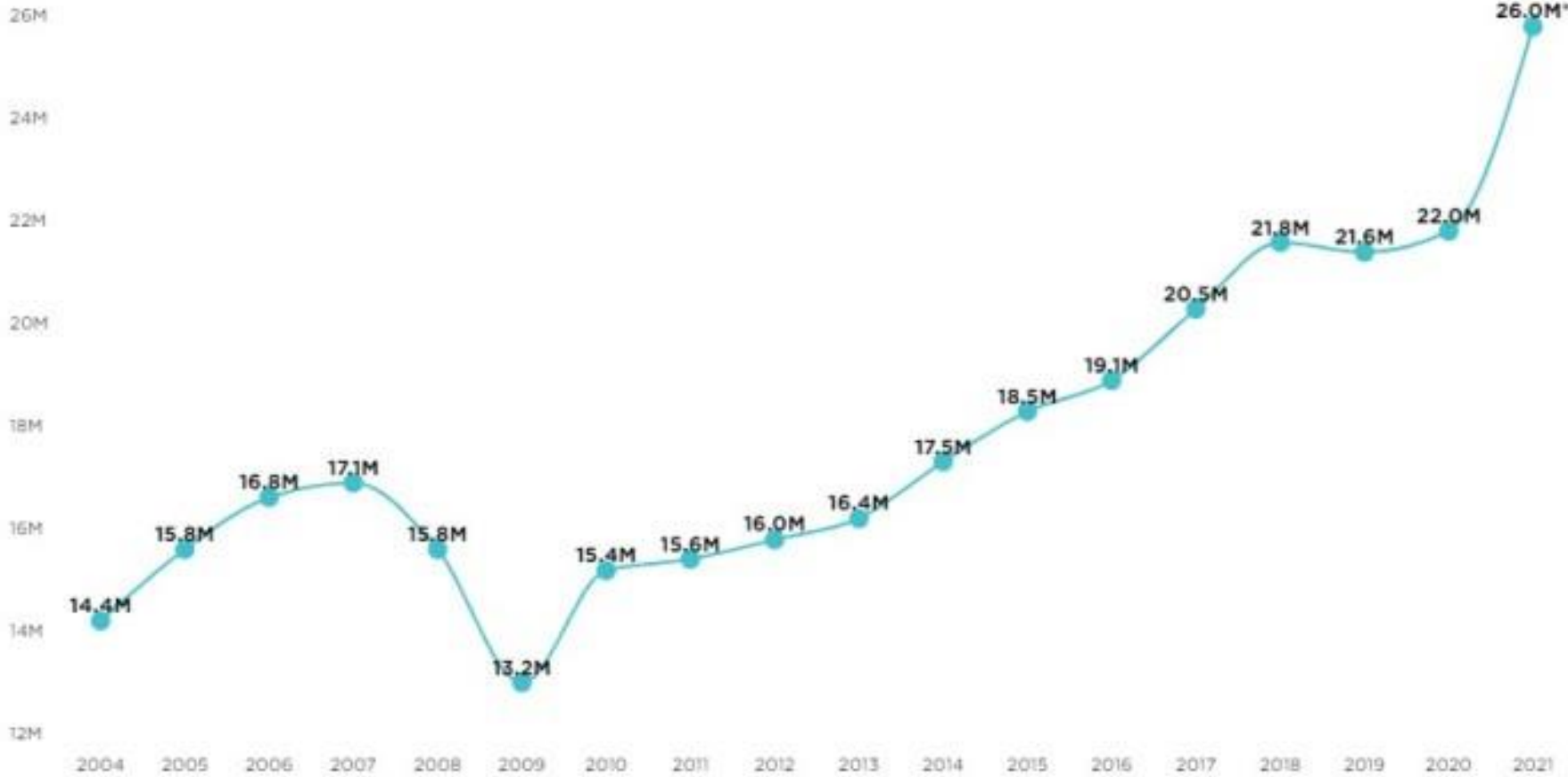
Shaded areas indicate U.S. recessions.

Source: U.S. Bureau of Economic Analysis

myf.red/g/OMsa

Retail imports 2004-2021

(TEU-Millions)



*Forecast

Source: NRF/Hackett Associates Global Port Tracker



FBX Global Container Index

JANUARY 2017-JANUARY 2022



This index measures the cost of shipping a 40-foot shipping container from China/East Asia to the West Coast of North America.

Stress Test

Moody's Analytics index sees supply-chain tensions soaring in China, U.S.

China United States



Source: Moody's Analytics

Note: Benchmarked to 100 in October 2019

Inflation over the decade

Annual CPI inflation from Jan 2010 to April 2022

■ CPI



- Domino effect of global supply chain
- Covid Lockdowns
- Low Interest Rates
- Government Money
- Released from lockdown

Record

- Consumer Spending
- Volume
- Congestion
- Inventory
- Low real estate vacancy
- Labor costs

Results

- Oil Prices (Fuel Surcharge)
- Ocean and air shipping cost costs
- Trucking Costs
- Small parcel costs
- Inflation
- Lead Times

