

Applecross
Rotary

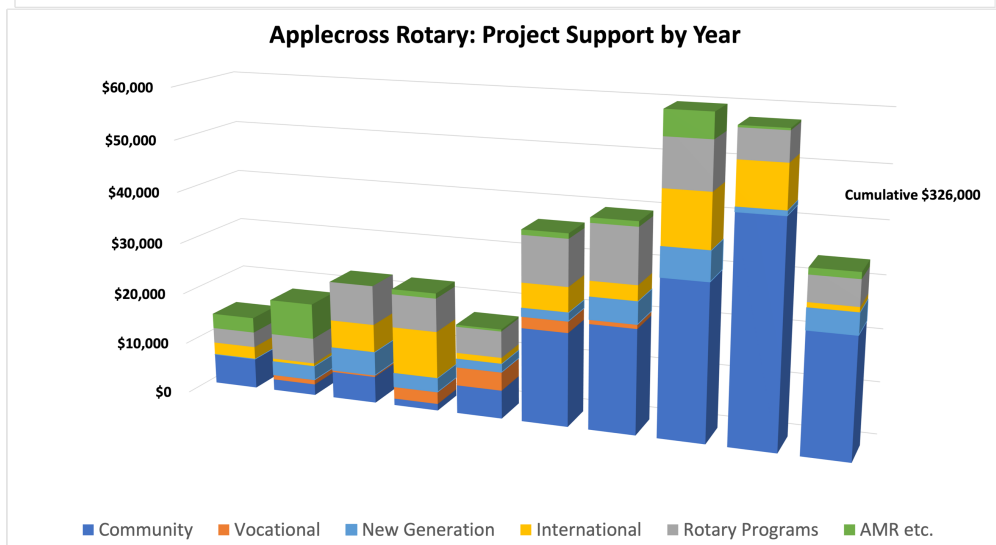
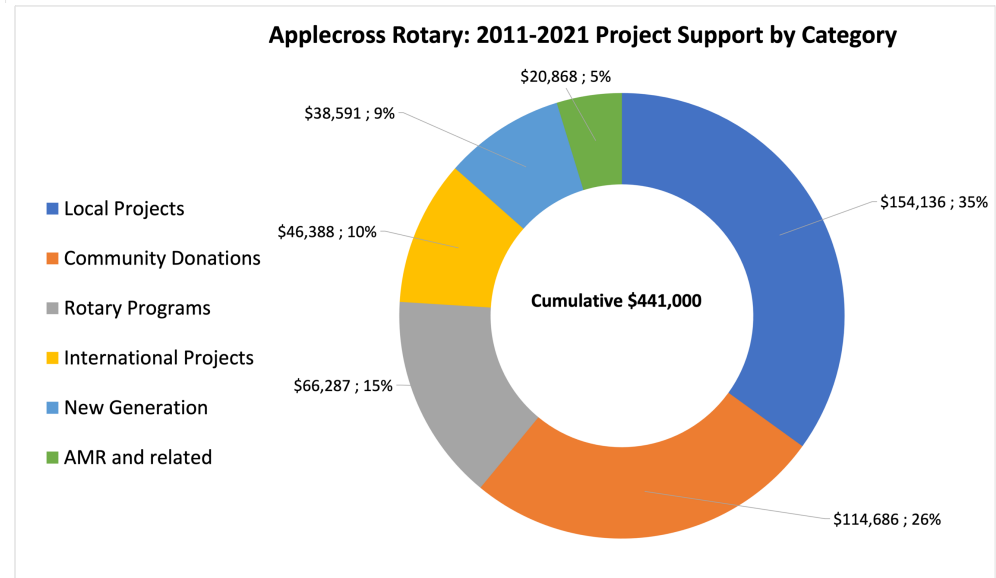
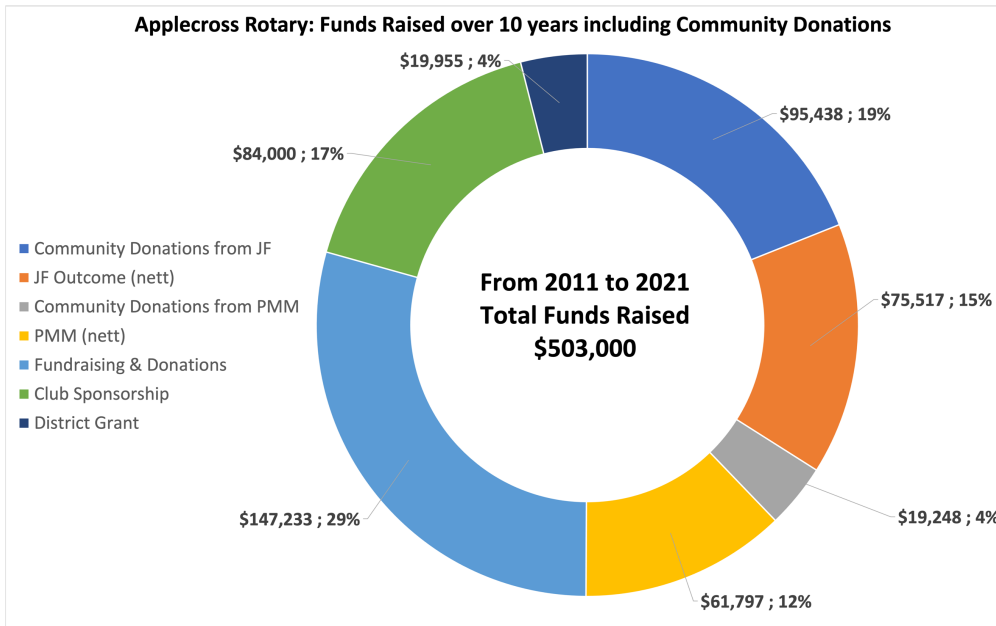


*REPORT: APPLECROSS ROTARY FUNDS
FLOW IN THE DECADE TO JUNE 2021.*

*Prepared by
Chris Whelan*

July 2021

Executive Summary: Key 10 Year statistics



Introduction

The 50th Anniversary of Applecross Rotary is an appropriate moment to summarise, in financial terms, the Club's achievements for the decade to June 2021.

The human, societal and civic impact of the Club's projects and contributions are much more than these mere financial measures; however, a report may be useful for educational and historical purposes.

The Club acknowledges the long-term generosity of our corporate and project sponsors: The Good Grocer, Mont Property, Pharmacy 777, Ross North Homes, Lotterywest and the City of Melville.

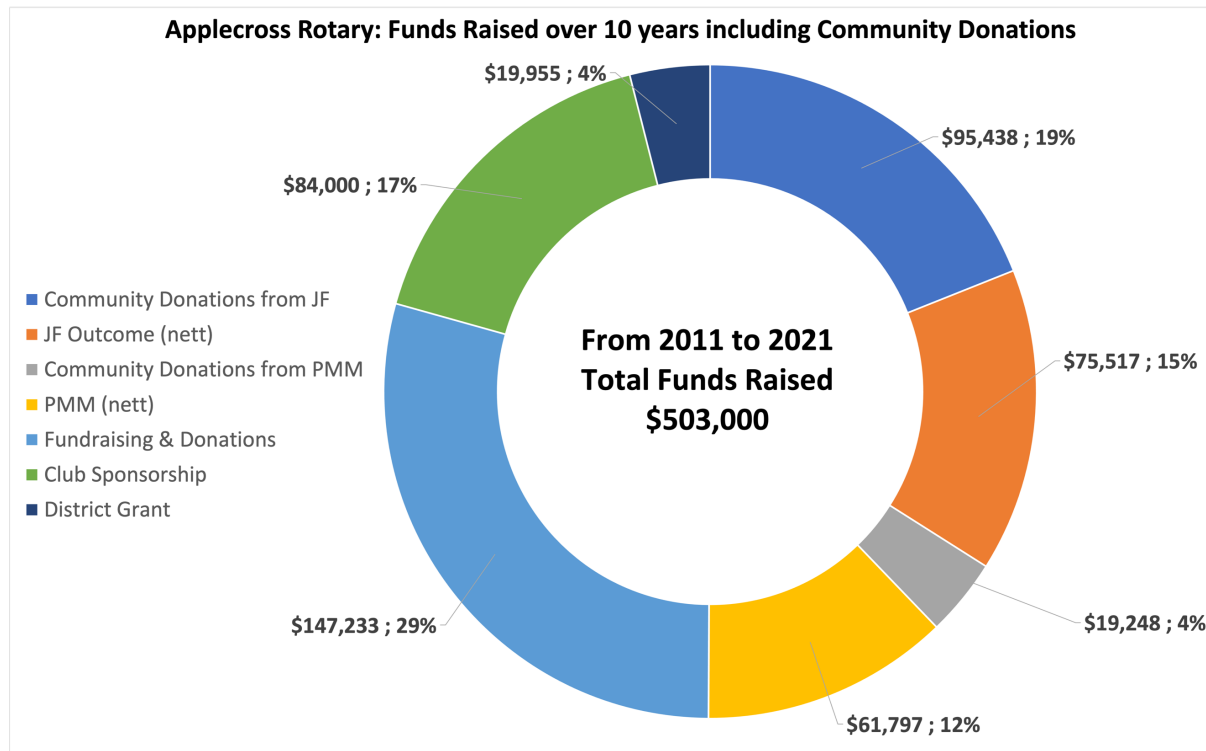
This report was prepared after review of the written report for the 2011 year, from examination of MYOB financial records for the 9-year period to June 2021; and by cross reference to the audited financial statements that exist for the entire period.

An acknowledgment and "thank you" to the Club Treasurers over the decade, especially Deborah Barker (Club Treasurer: 2012-2018).

A disclaimer is presented at the end of this report.

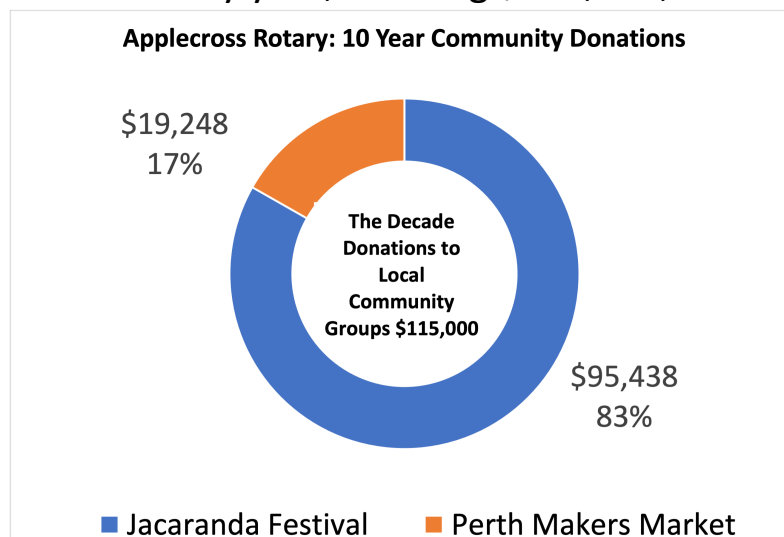
Overview

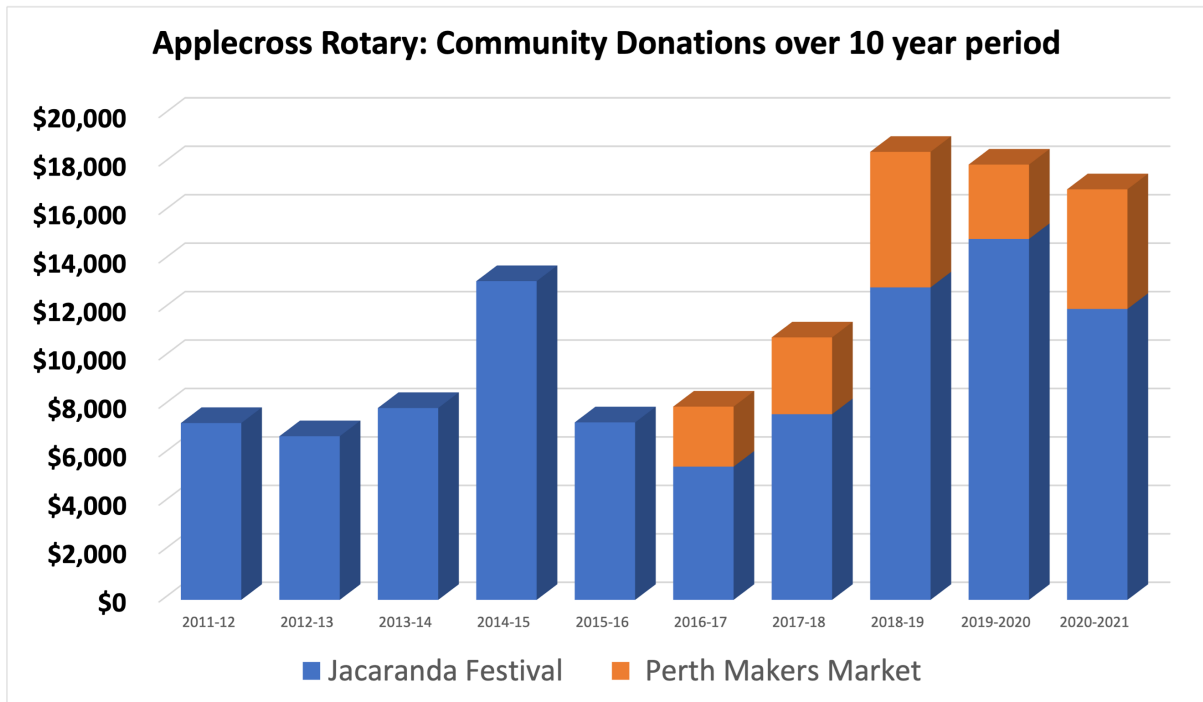
In the 10-year period to June 2021, Applecross Rotary secured \$503,000 to support the Club's initiatives. This includes funds from the regular Jacaranda Festivals and the Perth Maker's Market events that were passed to other local community groups.



Community Donations

Community donations by year, totalling \$115,000, are shown below.





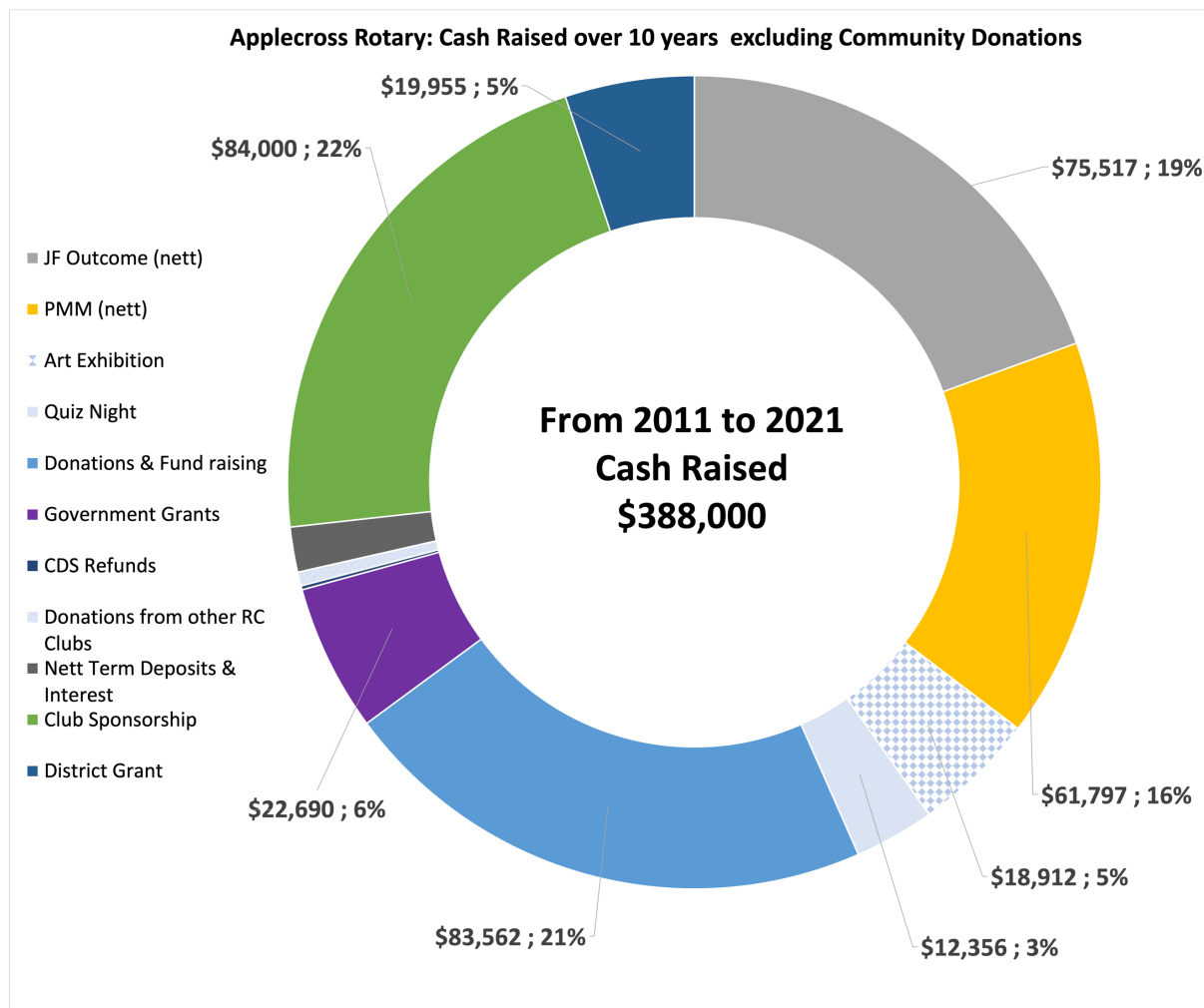
Some local community groups that have received these donations are listed below. Recipients from earlier years may not be listed.

Waylen Bay Sea Scouts	Esther Foundation	Capella West
Melville Cares	Shelterbox	Baerlie Puppets
Applecross Primary	Perth Men’s Homeless	South Perth Rotaract
Red Cross	Foodbank WA	City of Melville Rotaract
St John's Ambulance	2 Cents Professionals	Rossmoyne Rotaract
Capital Radio 101	Choir for Kids	Rotary Club Willetton
State Emergency Services	Lemming Area Big Band	Paul Davis
Map Producers	South Side Community Orchestra	Sienna Perruza
Specialist Road Services	Wesley College	St Benedicts PC
Toilet Cleaning Services	Scottish Dancers	Rotary Club Attadale
Local Photographers	Starick Services	Rotary E-Club WA
Aquinas College	Cockburn Cougars	

Over the decade Applecross Rotary paid \$342,000 to several local businesses on a commercial basis to support the Jacaranda Festival. These payments were underwritten, in part, by generous sponsorship from Lotterywest and the City of Melville totalling \$167,000. The gap of \$175,000 was funded at the initiative of Applecross Rotary to foster the event; so other stakeholders involved then funded an additional \$175,000 injection into the civil and commercial life of our local community. These amounts are ignored in this report.

Funds for Club Projects

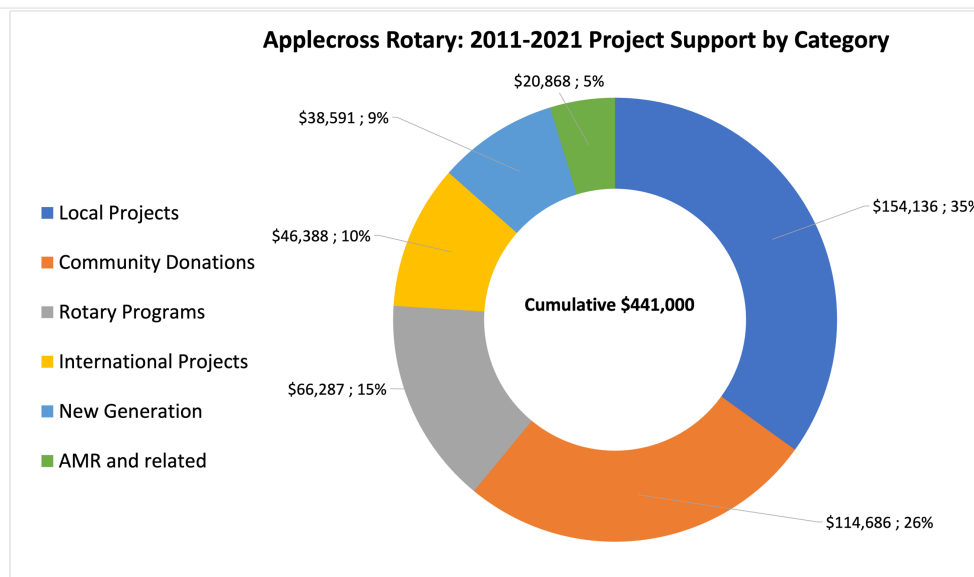
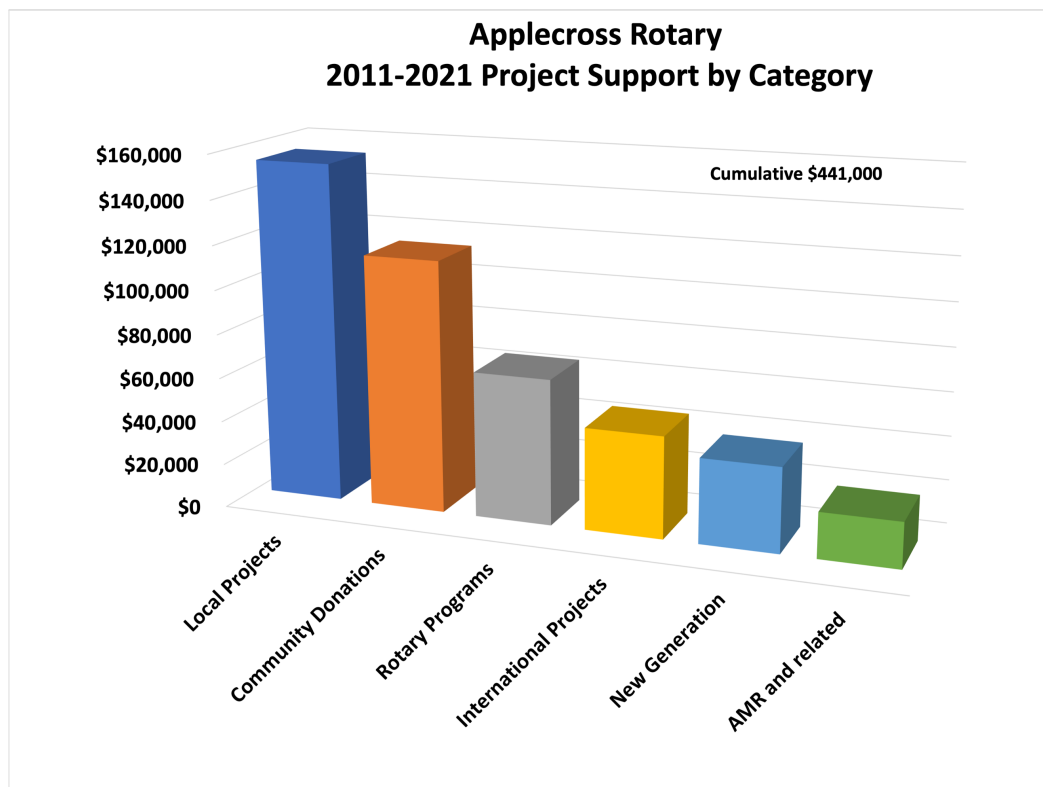
In the 10-year period the Club obtained a total of \$388,000 from public donations, sponsorships, grants and surpluses from fundraising activities.



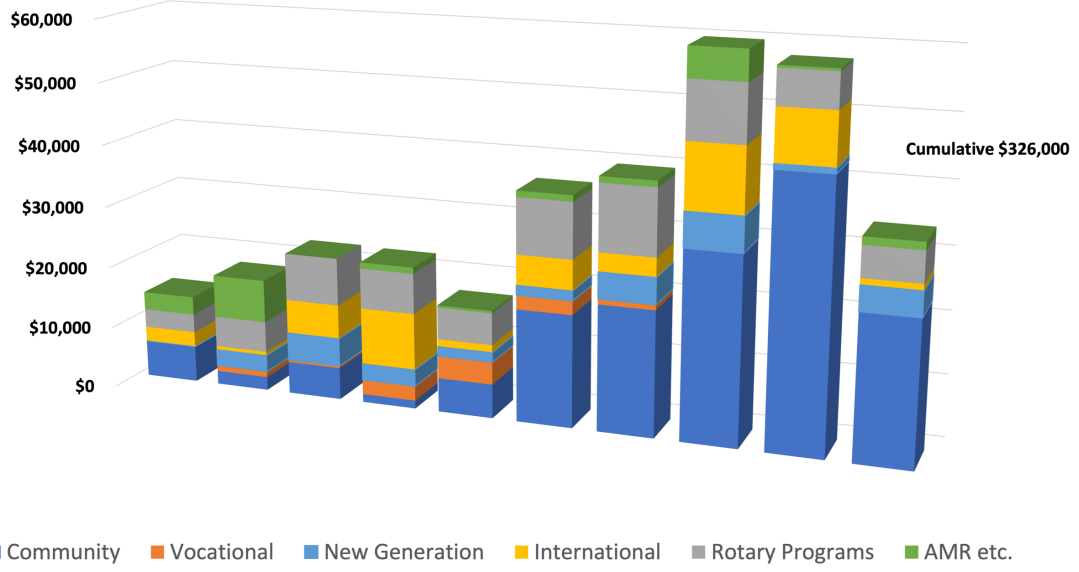
The Club used \$20,000 to acquire new assets (trailer, spinners, bins etc. ~ \$11,000) and to re-brand the Club in 2016 (~ \$9,000). The surplus of \$368,000 was available for Club Projects over the period.

Club Projects

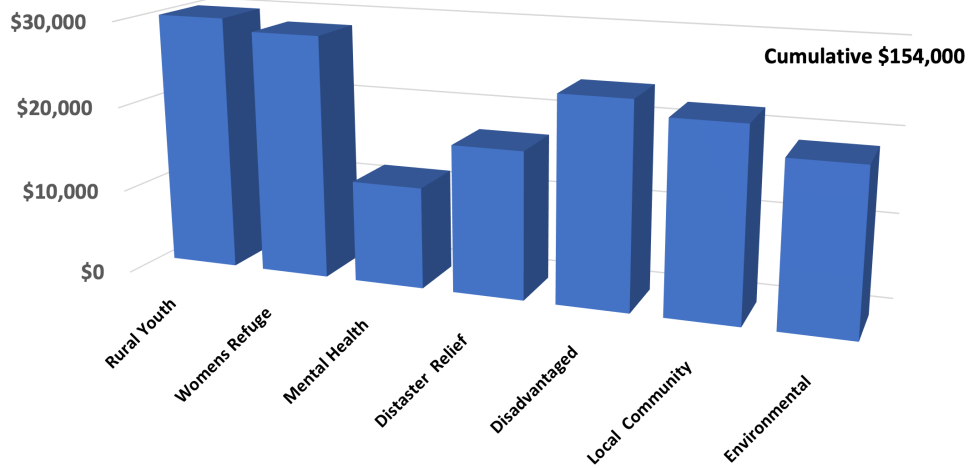
Club charitable activities required funding of \$441,000 across the decade. The Club nurtured projects and charitable causes with donations of \$326,000 in addition to the \$115,000 of Community Support donations described above. The Club policy is to use all funds available each year but of the Covid pandemic interrupted this intent. The following charts show detail of actual project contributions.



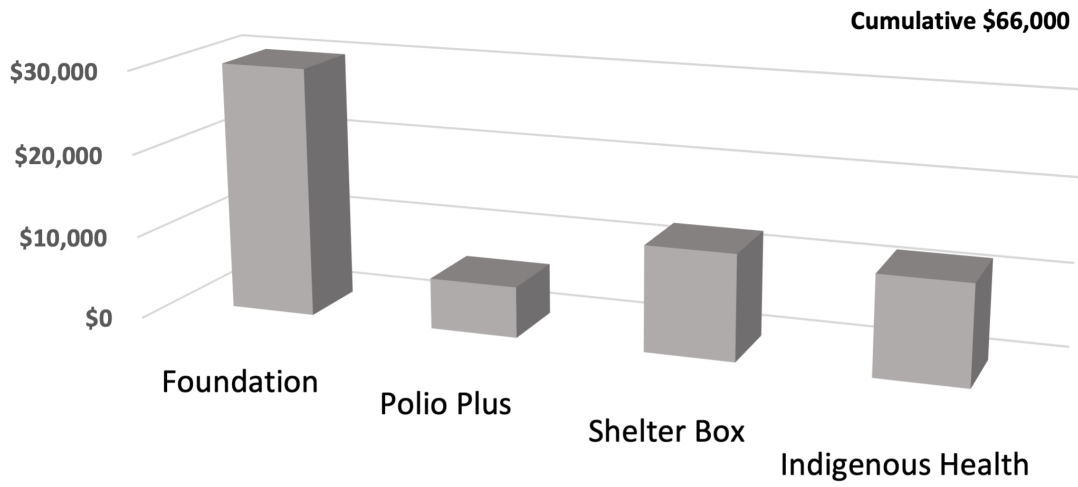
Applecross Rotary: Project Support by Year



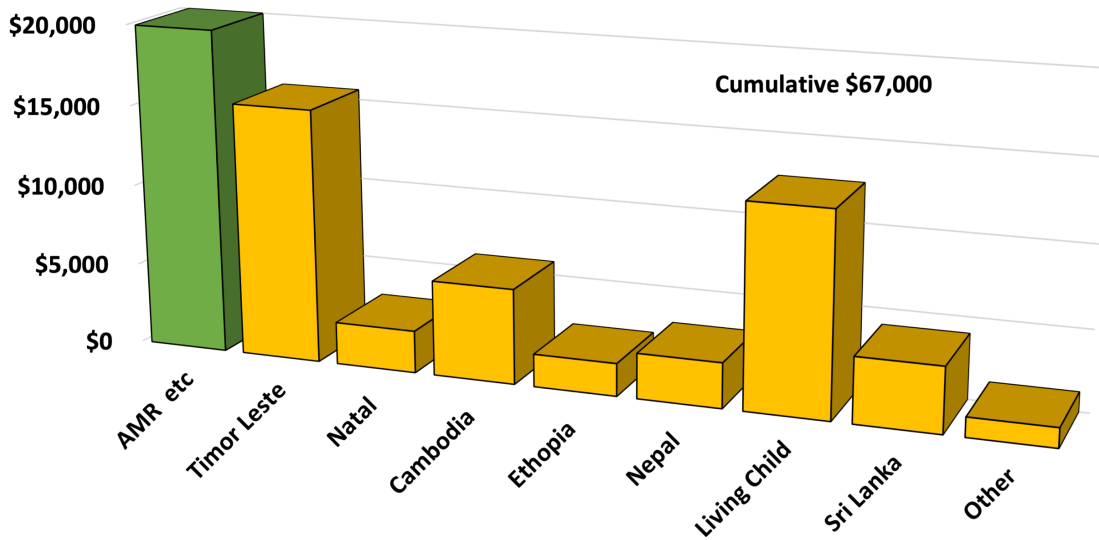
Applecross Rotary 2011-2021 Local Community Project Types



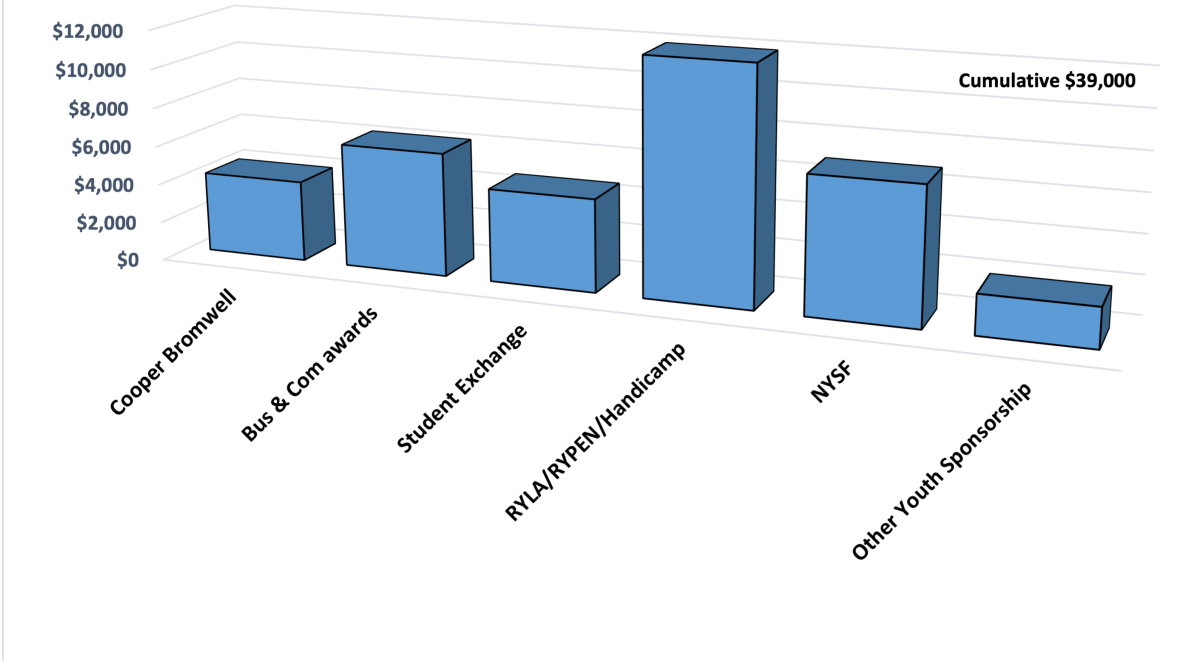
Applecross Rotary 2011-2021 Contributions to Rotary Programs



Applecross Rotary 2011-2021 International Projects

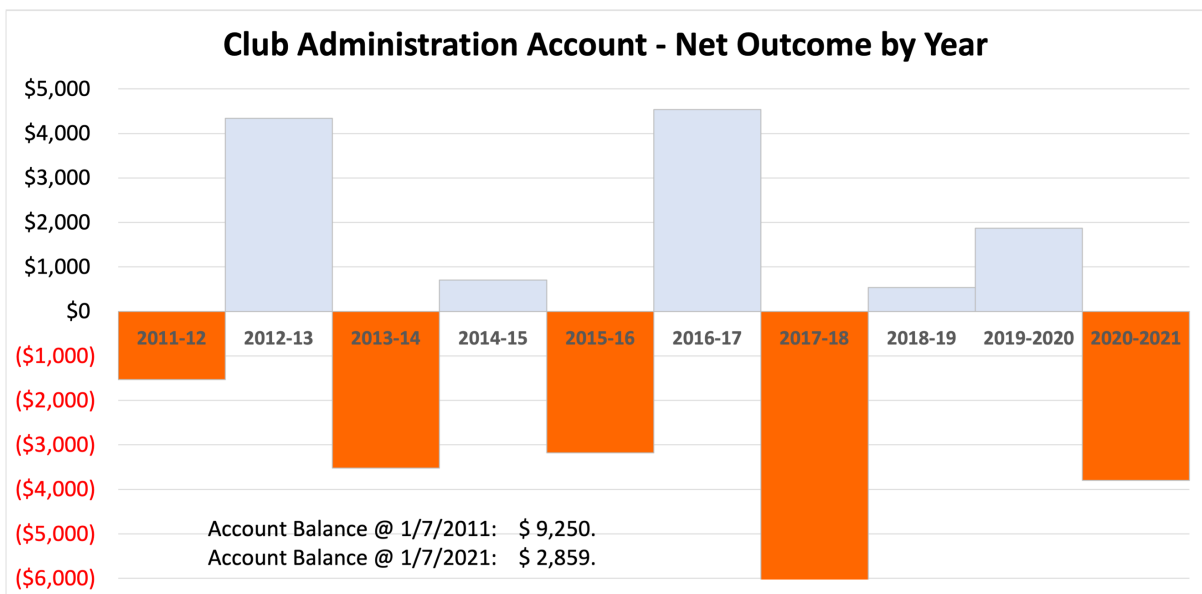


Applecross Rotary 2011-2021 New Generation & Vocational Support



Club Administration

Membership subscriptions and any cash surplus from Club meetings and social activities are used to fund the Club's administration account. The annual balance varied: the decade trend is shown below.



Disclaimer & Reasonableness Check

The analysis in this report cannot be audited. The cash flow across the analysis period appears reasonable, but the year-to-year balances do not map to the audited financial statements.

Note that this analysis excludes cash flow associated with the Global Grant for the Sri Lanka Laboratory Project. These funds flowed through the Club's bank account. Financial year end balances of those funds may partially explain some of the balance sheet mapping issues referenced above.

At 1/7/2011 the audited Charity Account balance was \$ 10,339

This report shows Funds raised of	\$503,188
This reports shows Community Donations of	(\$114,686)
This report shows Club Costs of	(\$ 20,157)
This report shows Club Projects of	(\$326,369)
Thus, a net surplus over the period of	\$ 41,976
The implied Charity Account balance should be	\$ 52,315
The actual Charity Account balance at 30/6/2021 (reconciled, but not audited)	\$ 52,858
Gap	\$ 543.

A similar reconciliation for the Applecross Rotary Administration Account for the same period shows a difference of \$86.

The data used in this report is attached.

AxR Funds Flow Analysis	2011-12	2012-13	2013-14	2014-15	2015-16	2016-17	2017-18	2018-19	2019-2020	2020-2021	Decade
CASH IN											
Club Admin Account - Net Outcome	(\$1,535)	\$4,339	(\$3,522)	\$708	(\$3,180)	\$4,536	(\$6,264)	\$539	\$1,873	(\$3,799)	(\$6,305)
JF Outcome (nett)	\$8,150	\$12,005	\$3,562	(\$112)	\$2,762	(\$1,004)	\$6,517	\$12,453	\$10,830	\$20,354	\$75,517
Art Exhibition	\$3,500	\$2,500	\$907	\$2,374	\$2,000	\$2,300	\$2,000	\$1,673	\$1,658		\$18,912
Quiz Night					\$6,604	\$5,752					\$12,356
PMM (nett)					\$4,024	\$13,471	\$10,433	\$15,637	\$5,617	\$12,615	\$61,797
Donations & Fund raising	\$4,075	\$14,368	\$8,178	\$560	\$10,691	\$8,235	\$11,999	\$7,763	\$7,924	\$9,769	\$83,562
Club Sponsorship						\$20,000	\$16,000	\$16,000	\$16,000	\$16,000	\$84,000
District Grant	\$2,500		\$4,200	\$4,000		\$3,000	\$3,255	\$0	\$3,000	\$0	\$19,955
Government Grants									\$22,332	\$358	\$22,690
CDS Refunds										\$610	\$610
Donations from other RC Clubs									\$1,140	\$1,000	\$2,140
Nett Term Deposits & Interest		\$758	\$375	\$458	\$532	\$544	\$106	(\$4,448)	\$9,938	(\$1,300)	\$6,963
Rebranding & New Club Assets					(\$1,788)	(\$9,701)		(\$1,700)		(\$6,968)	(\$20,157)
SUB TOTAL CASH IN (Charity since 2011)	\$18,225	\$29,631	\$17,222	\$7,280	\$24,825	\$42,597	\$50,311	\$47,378	\$78,439	\$52,438	\$368,345
Community Donations											
From Jacaranda Festival	(\$7,300)	(\$6,755)	(\$7,920)	(\$13,158)	(\$7,327)	(\$5,500)	(\$7,655)	(\$12,900)	(\$14,900)	(\$12,013)	(\$95,428)
From Perth Makers Market						(\$2,478)	(\$3,170)	(\$5,595)	(\$3,070)	(\$4,935)	(\$19,248)
Projects & Activities											
Cooper Bromwell		(\$1,010)	\$39	(\$773)	(\$1,251)	(\$1,150)					(\$4,144)
Bus & Com awards		\$45	(\$409)	(\$1,629)	(\$2,370)	(\$1,098)	(\$862)				(\$6,324)
Esther		(\$1,655)	(\$2,213)				(\$936)	(\$380)			(\$5,184)
Salvos	(\$500)	(\$500)	(\$500)		(\$500)						(\$2,000)
Foodbank									(\$3,000)		(\$3,000)
Greenbatch									(\$19,000)		(\$19,000)
Westerby donation to Starick									(\$5,798)	(\$3,792)	(\$9,590)
Starick					(\$1,000)	(\$7,029)	(\$4,191)	(\$1,796)	(\$3,540)	(\$1,487)	(\$19,043)
Distaster Appeals (Tsumani, Fire, Cyclones, RFDS)					(\$3,000)				(\$4,285)	(\$10,000)	(\$17,285)
Melville Cares Inc	(\$400)								(\$3,000)		(\$3,400)
Shark Tank							(\$3,344)				(\$3,344)
Mental Health			(\$442)					(\$5,000)	(\$5,000)		(\$10,442)
LifeLine							(\$480)	(\$1,000)			(\$1,480)
Rural Youth Mentoring						(\$10,000)	(\$10,000)	(\$10,000)	\$2,000	(\$3,000)	(\$31,000)
VR Research at Curtin									(\$1,320)		(\$1,320)
ANAWIN								(\$3,000)			(\$3,000)
Atwell House								(\$2,000)			(\$2,000)
Stitches of Hope								(\$500)		(\$500)	(\$1,000)
Ronald McDonald Home					(\$1,000)						(\$1,000)
Mt Pleasant PS P&C								(\$3,000)			(\$3,000)
School Microscopes								(\$1,454)			(\$1,454)
Telephon Hearing								(\$1,500)			(\$1,500)
Homeless Support										(\$4,000)	(\$4,000)
Other donations								(\$500)		(\$370)	(\$870)
Other Community Grants	(\$5,000)		(\$2,025)	(\$1,300)		(\$1,050)	(\$1,249)				(\$10,624)
Exchange Student		(\$1,518)	(\$2,611)	(\$612)							(\$4,741)
RYLA/RYPEN/Handicamp			(\$695)	(\$2,085)	(\$1,585)	(\$1,590)	(\$2,160)	(\$1,150)	(\$850)	(\$4,000)	(\$14,115)
NYSF		(\$1,198)	(\$1,248)				(\$1,500)	(\$3,000)			(\$6,946)
Other Youth Sponsorship							(\$567)	(\$1,454)			(\$2,021)
Timor Leste	(\$2,454)	(\$618)	(\$4,230)	(\$5,101)	(\$1,200)			(\$2,000)			(\$15,603)
Natal Sustainable Garden			(\$50)	(\$2,540)							(\$2,590)
Cambodia Russian Hospital						(\$3,821)	(\$2,010)				(\$5,831)
Ethopia St Yarad						(\$1,000)	(\$1,000)				(\$2,000)
Nepal Project										(\$2,764)	(\$2,764)
Living Child				(\$1,500)				(\$4,400)	(\$5,500)	(\$1,000)	(\$12,400)
Sri Lanka Lab Project								(\$4,000)			(\$4,000)
International Grants			(\$1,200)								(\$1,200)
Polio Plus	(\$1,000)	(\$500)	(\$1,500)	(\$500)	(\$1,100)			(\$500)	(\$500)	(\$500)	(\$6,100)
Rotary Foundation	(\$1,000)	(\$1,000)	(\$2,000)	(\$4,000)	(\$2,000)	(\$5,436)	(\$8,133)	(\$5,100)	(\$4,000)	(\$3,000)	(\$35,669)
Shelter Box	(\$1,000)	(\$1,000)	(\$3,143)	(\$700)	(\$1,500)	(\$2,000)	(\$1,000)	(\$2,000)		(\$280)	(\$12,623)
Rotary Indigenous Health		(\$2,500)	(\$1,000)	(\$1,300)	(\$500)	(\$1,500)	(\$1,500)	(\$1,500)	(\$1,000)	(\$1,095)	(\$11,895)
AMR/One Health/Lab Without Walls	(\$2,932)	(\$6,892)		(\$1,000)	(\$388)	(\$1,010)	(\$1,000)	(\$6,000)	(\$396)	(\$1,250)	(\$20,868)
SUB TOTAL CASH OUT	(\$14,286)	(\$18,346)	(\$23,226)	(\$23,040)	(\$17,394)	(\$36,684)	(\$39,932)	(\$61,234)	(\$57,953)	(\$34,274)	(\$326,369)
CASH BALANCE IN YEAR	\$3,939	\$11,285	(\$6,004)	(\$15,760)	\$7,431	\$5,913	\$10,379	(\$13,856)	\$20,486	\$18,164	\$41,977
Club's Cash Balance (Audited)										not audited	
Admin A/C	\$17,437	\$34,438	\$8,006	\$8,843	\$5,664	\$10,627	\$4,363	\$4,785	\$6,658		\$2,859
Charity A/c	\$14,339	\$12,328	\$28,989	\$11,722	\$9,934	\$13,872	\$24,645	\$20,603	\$31,151		\$52,858
Term Deposits	\$18,341	\$19,090	\$18,960	\$19,490	\$20,033	\$19,290	\$18,843	\$31,926	\$27,231		\$25,734