

**Water and Sanitation, Solomon Islands Schools and Medical Clinics**

**Stage 3 Pienuna-Mburi Ranongga Island**

**Global Grant: GG1417603**

**R.C of Caloundra**

**President**

**Judy Clark**

**A Combined Project of the Rotary Club of Caloundra Pacific,  
Caloundra and Sydney Cove**



Western Province

Solomon Islands

## Global Grant: GG1417603 Preface

In the Rotary year 2013-14 the President Ross Harrison of the Rotary Club of Caloundra Pacific and the President Deborah Taylor of the Rotary Club of Caloundra had a vision of a combined overseas humanitarian project to assist people less fortunate than us in a developing country.

The Presidents took the vision to their separate boards and after constructive discussions, the boards approved it unanimously and they budgeted \$10000.00 each, the project was born.

Before the organising could get under way a suitable project had to be found. We were fortunate to have Leo Smith, Ted McKeown and Kerrie Kennedy in the Solomon Islands at that time. They gave up their personal time to inspect projects what would be suitable for our cause. We were given numerous suitable projects in the Western and Choiseul Province and the boards selected the following Sassamunga (Choiseul Province), Bibolo (Ghizo Island), Suparto (Vella La Vella Is.), Pienuna (Ranongga Is.), Vonunu (Vella La Vella Is.), Mburi (Ranongga Is.), Vori Vori (Ghizo Is.)

At this stage the Rotary Club of Sydney Cove came on board and donated \$5000.00 and then the combined clubs decided to apply for a Global Grant from The Rotary Foundation and make the project a major one.

Leo Smith and I filled out an application, Leo put countless hours into the preparation and I thank him for his effort and patience. The grant wasn't all plain sailing, we hit a stumbling block with D9600 Rotary Foundation when we applied for District Designated Fund (DDF) 9600 grant for \$10000.00 as funds weren't readily available at that stage. A special meeting was held at The Rotary Club of Caloundra Pacific and the Rotary Foundation Chairman Eric Woods and The Finance Chairman Lloyd Hooper were invited to view a power point presentation on the project. Eric and Lloyd saw merit in the project of Water, Sanitation and Solar Power for Solomon Island schools and medical clinics. Our grant was approved at district level for \$10000.00 and that gave us at that stage \$35000.00.

The next stage was to have The Rotary Foundation in Evanston USA to approve the grant and the World Fund match (maximum): \$22,500.00. If approved we would have a total of \$57500.00 for our Global Grant.

No such luck, the grant had problems. Brent Drage from Evanston USA advised us that Solar Power wasn't compatible with Water and Sanitation and it would be advisable to remove the Solar Power section in the grant before it would pass. That meant the grant had to be adjusted and budgeted. We complied with their wishes and the grant was approved.

Home at last, (NO) LaTia Gambell from Evanston USA advised us that the exchange rate had changed due to our falling dollars and we would have to send another \$1636.10 before the grant could be processed. I thank the combined clubs for the additional finance to cover the short fall.

The allocated finance \$57500.00 from Rotary Foundation has now been deposited in our bank account with the US to AUD exchange rate of \$3736.61 giving a total bank of \$61236.61. Thank You "Rotary Foundation", for your financial assistance towards our International project. Now the responsibility falls on the Overseas Voluntary Workers to carry out the humanitarian Projects in the villages of the Solomon Islands.

Stage 1 and 2 has now been completed by the Rotary Club of Caloundra Pacific and Caloundra Team.

*Gordon Watson*

# **A Combined Project of the Rotary Club of Caloundra Pacific, Caloundra and Sydney Cove**

**Water and Sanitation, Solomon Islands Schools and Medical Clinics**

**Global Grant: GG1417603**

**Objectives: Brief Description and Summary of the Grant for Members**

## **Planned Activities**

To bring clean drinking water and sanitation to schools, hospital, nurse aid posts and communities in remote areas of Solomon Islands.

## **Who will benefit from this global grant? Provide the estimated number of direct beneficiaries.**

Bibolo kindergarten (50 children), Suparto school (97 students), Sassamunga Hospital (catchment area of 8000 people), Sassamunga Secondary School (157 students), Pienuna secondary school (88 students), Vonunu boarding school kitchen (300 boarding students), Pienuna Nurse Aid Post (catchment area of 3000 people), Mburi Primary & Secondary Schools (338 students), Vori Vori community (100 people).

Note: Village communities also use resources installed at schools and Nurse Aid Posts.

## **Humanitarian project**

### **Where will your project take place?**

**Community:** Kindergarten, Schools, Hospital and Nurse Aid Posts in Choiseul Province and Western Province

**City or Village:** Sassamunga (Choiseul Province), Bibolo (Ghizo Island), Suparto (Vella La Vella Is.), Pienuna (Ranongga Is.), Vonunu (Vella La Vella Is.), Mburi (Ranongga Is.), Vori Vori (Ghizo Is.)

**Country:** Solomon Islands

### **When do you anticipate your project will take place?**

**From:** 2015-04-01 **Until:** 2016-05-30

## **Project implementation schedule.**

- 1: Install 2 by 1 pedestal toilets and 3 water tanks, with guttering, at Sassamunga Hospital. (4 days)
- 2: Install 2 by 2 pedestal toilets and 1 water tank, with guttering, and Daisy-chain to existing tank at Sassamunga Secondary School. (4 days)
- 3: Replace tsunami damaged tank stand for existing tank and replace tsunami damaged water pipes to kindergarten toilets, shower/wash room and lunch room at Bibolo. Make ablution rooms and lunch room secure by installing security mesh to 19 windows. (2 days)
- 4: Install 2 water tanks, with guttering and downpipes, at Vori Vori community. (2 days)
- 5: Install a 3 pedestal toilet block at Pienuna Secondary School. (3 day)
- 6: Install a water tank, with guttering etc., and pipe water to 2 rooms in Pienuna Nurse Aid Post. (2 days)
- 7: Install 2 by 2 pedestal toilets at Mburi Primary & Secondary Schools. (4 days)
- 8: Install water tank, with guttering etc., for kitchen at Vonunu Secondary Boarding School. (1 day)
- 9: Install 2 water tanks, with guttering etc., at Suparto School. (2 days)

The installation of safe drinking water and sanitation will provide a hygienic environment and contribute to a reduction in disease amongst hospital and Nurse Aid Post patients, as well as the school children.

It will also relieve the nurses and children from the time-consuming task of gathering water, often over considerable distances.

We explain the benefits of, particularly, washing hands and ensure government supplied posters are displayed in schools and Aid Posts.

We will be implementing the WASH programme as this appears to fit exactly with our activities.

## **Who will be responsible for collecting information for monitoring and evaluation?**

The Rotary Club of Gizo will collect this information from the communities concerned and from the Provincial Government's Departments of Health and Education.

Both these government departments have extensive reporting and statistics gathering systems in place, as mandated by the National Government.

We have been working in the Western Province now for seven years.

Rotary teams typically visit the area twice a year and we conduct review meetings with Rotary Club of Gizo members and government officials on each visit.

## Primary Contacts

Gordon Watson Caloundra Pacific (Primary Contact) Club International

Kerrie Kennedy Gizo (Primary Contact) Club Host

## Committee Members

1 Matthias Amalo Gizo (Secondary Host Contact)

2 Newman Aseri Gizo (Secondary Host Contact)

3 Hall Malasa Gizo (Secondary Host Contact)

1 Daniel Thomasson Caloundra Pacific (Secondary International Contact)

2 Donald Wilkie Caloundra Pacific (Secondary International Contact)

3 Ross Harrison Caloundra Pacific (Secondary International Contact)

## BUDGET

Select the local currency for your budget and enter the current rate of exchange to 1 U.S. dollar. Obtain the current RI exchange rate from Rotary's website. If your country is not on the official RI exchange rates list, visit the Oanda or Bloomberg website to obtain the current rate.

Detail your proposed expenses by adding items to the budget. Note that the total budget must be equal to the total financing of your activity.

**Local currency: AUD Exchange rate to 1 USD: 1.07 (5-12-2014: 1USD = 0.71 AUD)**

No. Description Supplier Category Local cost (AUD) Cost in USD

- |    |  |   |           |          |
|----|--|---|-----------|----------|
| 1: | 10 x Aluminium Tanks 1000 gallon   | Rendova Trading Co. Gizo Supplies                   | 18730 AUD | 17505 US |
| 2: | 11 x Timber Tank Stand Kits  | Pinua Timber or Rekona Timber, Gizo Supplies        | 2717AUD   | 2539 US  |
| 3: | 10 x Guttering and Downpipe Kits   | Silawa Hardware, Gizo Supplies                      | 5130 AUD  | 4794 US  |
| 4: | 13 Toilet Pedestal Kits (in 7 buildings)   | Banama Developments, Silawa Hardware, Gizo Supplies | 24300 AUD | 22710 US |
| 5: | Boat transport to and from islands for volunteers, materials, tools and equipment, Camping equipment | Danga Transport, Gizo Travel                        | 3500 AUD  | 3271US   |
| 6: | Security mesh, nails, bolts, glue, cabling, tool blades, clamps etc.                                 | Silawa Hardware, Gizo Supplies                      | 675 AUD   | 631US    |
| 7: | Dux pipe 20mm (40 metres)  | Bowmans Hardware, Gizo Supplies                     | 450AUD    | 421US    |
| 8: | Contingency Various Supplies   |   | 2000 AUD  | 1869 US  |

Total budget: \$57502 AUD \$53740 US

**Treasurer:** Gordon Watson 30 Ridge haven Court Aroona. Qld 4551. Ph: 07 54380246 M: 0413 404 327

Email: [lorgordo1@bigpond.com](mailto:lorgordo1@bigpond.com)

## Financing.

### # Funding Method Organization Amount (USD)

1 Cash from club Caloundra Pacific	9346
2 Cash from club Caloundra	9346
3 Cash from club Sydney Cove	4673
4 District Designated Fund (DDF) 9600	9346
DDF contributions:	9346
Cash contributions:	23365
Other contributions:	
Endowed/Term gift contributions:	
World Fund match (maximum):	21029
World Fund match (requested):	21029
Total financing:	53740
Total budget:	\$ 53740 US

## Primary Banking Account

Account holder: Caloundra Pacific

Location of the bank account:

Australia

Payment currency: AUD

Payment method: Electronic Funds Transfer (EFT)

Bank account name: Rotary Club of Caloundra Pacific Inc Global Grant GG1417603 Account

Bank account number: 22103333

Account type: Business Web Saving

SWIFT/BIC code: QBANAU4B

Bank name: Bank of Queensland

Bank address (line 1): 20 Bulcock Street

Bank address (line 2): Shop 2-3 Currimundi Markets, Nicklin Way, Currimundi.

Bank city: Caloundra

Bank state: Qld

Bank postal: 4551

Bank phone: 07 54931305

BSB code: 124171

### Account Signatories

No.	Name	Club
1	Ross Harrison	Caloundra Pacific
2	Gordon Watson	Caloundra Pacific
3	Deborah Taylor	Caloundra

## Secondary Banking Account

### ANZ BANK ACCOUNT GIZO

Account holder:

Caloundra Pacific

Location of the bank account:

Solomon Islands

Payment currency: AUD

Payment method: Electronic Funds Transfer (EFT)

Bank account name: Rotary Club of Caloundra Pacific Inc Global Grant GG1417603 Account Gizo

Bank account number: 5210649

Account type: Business Incorporation

SWIFT/BIC code: ANZBSSB

Bank name: ANZ

Bank address (line 1): PO Box 38, Gizo Branch. Western Province. SI

Bank address (line 2):

Bank city: Gizo

Bank state: Solomon Island

Bank postal:

Bank phone: +677 60262

BSB code: 010950

Email: Szetu, Vaislyn" Vaislyn.Szetu@anz.com

#### Account Signatories

No.	Name	Club
1	Kerrie Kennedy	Gizo
2	Leo Smith	Mooloolaba
3	Gordon Watson	Caloundra Pacific

#### Primary Contact Authorizations

Role	Name	Authorization Status	Authorization	Date
Primary	Contact	Gordon Watson	Authorized	23/10/2014
Primary	Contact	Kerrie Kennedy	Authorized	26/10/2014

#### DRFC Authorizations

Role	Name	Authorization Status	Authorization	Date
District	Rotary Foundation Chair (DRFC)	Eric Wood	Authorized	27/08/2014



## **DDF Authorizations**

Role	District	Name	Authorization	Status	Authorization	Date
District Governor (DG)	9600	George Grant	Authorized		26/08/2014	
District Rotary Foundation Chair (DRFC)	9600	Eric Wood	Authorized		26/08/2014	

## **Legal Authorization**

Stan Nawrocki President Caloundra Pacific D9600 Authorised 13-11-2014

Yolondi Semi President Gizo Club D9600 Authorised 30-11-2014

## **Global Grant Project Work Program**

The projects will be carried out in the Solomon Islands in three (3) stages.

### **Stage 1. 18<sup>th</sup> - 26<sup>th</sup> April 2015**

**Vonunu Boarding School: Vella La Vella Island**

**Suparto Primary School: Vella La Vella Island**

**Vori Vori Community: Ghizo Island**

**Bibolo: Ghizo Island**

### **Stage 2. 14<sup>th</sup> – 29th November 2015**

**Sassamunga Hospital and School: Choiseul Island**

### **Stage 3. 14<sup>th</sup> – 29<sup>th</sup> May 2016**

**Pienuna Secondary School: Ranongga Island**

**Pienuna Nursing Aid Post: Ranongga Island**

**Mburi Primary and Secondary School: Ranongga Island**

# Global Grant GG1417603 Contacts

## Global Grant:

**Gordon Watson** Caloundra Pacific (Primary Contact) Club International

30 Ridge haven Court Aroona. Qld 4551. Ph: 07 54380246 M: 0413 404 327

Email: [lorgordo1@bigpond.com](mailto:lorgordo1@bigpond.com)

**Kerrie Kennedy** Gizo (Primary Contact) Club Host

PO Box 188 Gizo, Western Province, Solomon Islands. B: +677 60253 H: +677 60307

M: +677 747 6932 e: [agsislands@rotary9600.org](mailto:agsislands@rotary9600.org)

## Committee Members

**Chairman:** Ross Harrison

Ph: 54915500 m: 0418 725 876 Email: [ross@rh2.com.au](mailto:ross@rh2.com.au)

1 Matthias Amalo Gizo (Secondary Host Contact)

2 Newman Aseri Gizo (Secondary Host Contact)

3 Hall Malasa Gizo (Secondary Host Contact)

1 Daniel Thomasson Caloundra Pacific (Secondary International Contact)

2 Donald Wilkie Caloundra Pacific (Secondary International Contact)

3 Ross Harrison Caloundra Pacific (Secondary International Contact)

## District 9600

**District Governor.** John Leddy, h: 3353 4578 m: 0419 150 110 e: [john@leddy.net.au](mailto:john@leddy.net.au)

**District Rotary Foundation Chair** D 9600 Eric Wood e: [foundation@rotary9600.org](mailto:foundation@rotary9600.org) m: 0418 789 951

**RAWCS: Project Number:**

**RAWCS NR Chairman:** Ailsa Hay 4/70 Love Street Bulimba, Q, 4171 Ph (07) 3899 2246 M: 0403 600 541  
e: [chair.northern@rawcs.org.au](mailto:chair.northern@rawcs.org.au)

RAWCS Northern Region: Ian Lomas. Ph. 07 4054 4662 M 0418 186 720 E: [mopoke@westnet.com.au](mailto:mopoke@westnet.com.au)

## Team Leader

Peter Higgs e: [yhiggs@hotmail.com](mailto:yhiggs@hotmail.com) m: 0423 281281

## Team 3; 14-05-2016 to 29-05-2016

1. Ross Harrison e: [ross@rh2.com.au](mailto:ross@rh2.com.au) m: 0418 725876
2. Eddie Springer e: [Eddie.Springer@Springers.com.au](mailto:Eddie.Springer@Springers.com.au)
3. Peter Higgs e: [yhiggs@hotmail.com](mailto:yhiggs@hotmail.com) m: 0423 281281
4. Win Fowles e: [winfowles@bigpond.com](mailto:winfowles@bigpond.com) m: 0418 751548
5. Patrick King e: [patrick.king@kingit.com.au](mailto:patrick.king@kingit.com.au) m: 0457 775075
6. Gordon Watson e: [lorgordo1@bigpond.com](mailto:lorgordo1@bigpond.com) m: 0413 404327 Ph. 54380246

## WASH Training Co-ordinator

Chairman: Stage 3 Ross Harrison: Ph: 54915500 M: 0418 725 876 Email: [ross@rh2.com.au](mailto:ross@rh2.com.au)

## Club Committee's

Chairman: Ross Harrison

## Caloundra Pacific:

Daniel Thomasson

Donald Wilkie

Ross Harrison

## Caloundra:

Deborah Taylor

Alan Bethune

Genta Tsukamori

## Sydney Cove:

Ted McKeown

## Gizo

Matthias Amalo

Newman Aseri

Hall Malasa

## Responsibilities for stage 3 Project

Eddie will be responsible for the "technical" side, preparing job specifications and building the toilets.

Gordon will be responsible for all finances, preparing budgets on figures. Transferring money to the ANZ Bank in Gizo cover individual project budgets. Liaise with Rotary Foundation and forward up to date report on the projects and finance.

Ross will be responsible for putting the overseas volunteer teams together and training the school and medical clinics on WASH when each project is completed.

Peter is the team leader and is responsible for collecting all bills of materials and receiving receipts on the project. This is our last project, Cheque Book and all receipts from Kerrie Kennedy must be returned to Australia for our grant records on your return.

Peter will also be responsible for the direction and safety of the overseas volunteer teams in transit and on the Rotary Project work site and comply with the RAWCS Team Leader information manual for Project Volunteer Program.

The above is only a guide. **The Aim of the projects is to be a successful team** and giving the people on the islands clean safe drinking water and Sanitation, involving the locals in the work project and working with the schools, medical clinics and the Gizo Rotary Club.

## The Solomon Island Project Work Agenda

This is a guide for a work program which will be carried out by the third overseas volunteer team.

(Subject to weather conditions)

The five/six man team of volunteer workers will leave Brisbane on the Saturday 14<sup>th</sup> May, 2016 for Gizo in the Western Province, Solomon Islands via Honoria. Air Flight to be confirmed at a later date.

The team will be met by Gordon Watson the Club International Primary Contact. The team will stay in Gizo Saturday night at Cegily House.

Sunday 15<sup>th</sup> May the team will be transported by boat to Pienuna on Ranongga Island. The accommodation on the island will be at the village guesthouse.

Monday 16<sup>th</sup>, work will commence on the three pedestal toilet block pit and concrete the base foundation at the Pienuna Secondary School.

Tuesday 17<sup>th</sup>, the team will start building the frame work under the supervision of the builder Eddie Springer

Wednesday 18<sup>th</sup>, the team will erect the frame work and roofing. Peter Higgs and Win Fowles will start building the tank stand and work on fitting the guttering etc.

Thursday 19<sup>th</sup> the team will complete the toilet block and then complete the tank and connect the water pipes to two rooms at the Pienuna Nurse Aid Post.

Friday 20<sup>th</sup>, if the weather is in our favour and the project is completed at Pienuna the team will return to Gizo and store work tools in the Rotary container if we are unable to store them at Mburi. Eddie is doing a separate project to ours and will require assistance from one volunteer of the team on Friday.

Saturday 21<sup>th</sup>, (Free Day) Patrick and Ross arrives.

Sunday 22<sup>th</sup>, (Free Day) The team will return to Mburi on Ranongga Island and stay at their village guesthouse. Gordon returns to Australia.

Monday 23<sup>rd</sup>, Work will commence on the preparation and concreting the bases of 2 x 2 pedestal toilet blocks.

Tuesday 24<sup>th</sup>, continue the building construction of the toilet blocks.


Wednesday 25<sup>th</sup>, continue the building construction of the toilet blocks.

Thursday 26<sup>th</sup>, complete the building construction of the toilet blocks.

Friday 27<sup>th</sup>, return to Gizo and store the tools and equipment in the container and oil all the metal tools to prevent rust.

Saturday 28<sup>th</sup>, Mission complete and it's time to return home.

**Note!!!**Two free days have been allocated in the program in case the team experiences wet weather or rough seas preventing access to the project island sites.



## Ranongga Island

The terraced appearance of this cliff in the Solomon Islands is a sign of uplift. Each indentation, called a notch, was once at sea level—the notches were caused by erosion of the sea against the rock. Geological events such as earthquakes are gradually lifting the rock higher and higher. The terraced appearance of this cliff in the Solomon Islands is a sign of uplift. Each indentation, called a notch, was once at sea level—the notches were caused by erosion of the sea against the rock. Geological events such as earthquakes are gradually lifting the rock higher and higher.

# Global Grant GG1417603

## Third Stage Project / Materials

### Pienuna Secondary School, Ranongga Island

#### Overview

- The Pienuna Secondary School has 90 pupils.
- We have previously erected a water tank and stand at the school.
- The school has no toilets.
- We propose to erect a three pedestal toilet block.

#### Materials

##### Toilets:

##### We supply:

- 1 x kit for 3 pedestal toilet (with water collection).

##### They supply:

- Labour to excavate the hole for the toilets and to assist with the building of the toilets (preferably someone with building or carpentry experience).
- 12 full bags of sand.
- 25 full bags of gravel.
- Rocks (various sizes) to fill in around 44 gallon drums in toilets.

#### General Comments

- Contact person is **Silas** (Secondary School Principal).
- We will need accommodation for 5 nights. On our previous trip, we stayed in one of the school's staff houses.
- On our previous trip, the community provided breakfast (fruit), lunch and an evening meal. We pay \$50.00 (SBD) per person per day.
- There will be six volunteers from Australia.

#### Estimated Time Required

3 days.

## Materials and Work to be supplied by the Community

### Pienuna Secondary School

#### (Before volunteers arrive)

- 12 full bags of sand.
- 25 full bags of gravel.
- Lots of rocks, of various sizes, to place around 44 gallon drums in toilet, to a depth of 6 feet 6 inches (photo below is of the three pedestal toilet built for Pienuna Primary School).
- Dig hole for toilet (hole is 10 feet long x 4 feet wide x 6 feet 6 inches deep).



#### (After volunteers arrive)

- Labour to help us with the work. It would be helpful if some of the men had building or carpentry experience.
- Community to provide accommodation for 6 volunteers for 5 nights.
- Breakfast (fruit), lunch and dinner for volunteers. We will pay \$50.00 per person per day.
- 2 x Bush ladders.

# Pienuna Nurse Aid Post, Ranongga Island

## Overview

- The Pienuna Nurse Aid Post (NAP) has a problem with water.
- We will install a water tank and stand.
- This will require us to replace 10 metres of existing fascia board on the NAP with 10 metres of new fascia.
- They have requested we run two water lines from the tank to two, separate existing sinks inside the NAP. This means that the water outlet on the tank has to be higher than the proposed tap over each of the sinks. In order to facilitate this, I have ordered the tank stand stumps as **8 feet** long, rather than the normal 6 feet.
- We need to confirm that the sinks are still in existence and suitable for use.

## Materials

### *Water Tank*

We supply:

- 1 x water tank kit.
- Cut off valve and T junction for water outlet on tank.
- Sufficient piping and connectors to run water to the two sinks in the NAP.
- Two taps for use over sinks.

They supply:

- Two bush ladders, capable of reaching the roof of the Nurse Aid Post, to enable us to attach the fascia board and guttering to the NAP.
- Labour to assist with the erection of the water tank.


## General Comments

- Contact person is **Rodney** (NAP Nurse).
- We will erect the tank and stand at the same time as our work at the Pienuna Secondary School.
- On our previous trip, the community provided breakfast (fruit), lunch and an evening meal. We pay \$50.00 (SBD) per person per day (should be done in conjunction with the Secondary School).
- There will be six volunteers from Australia.

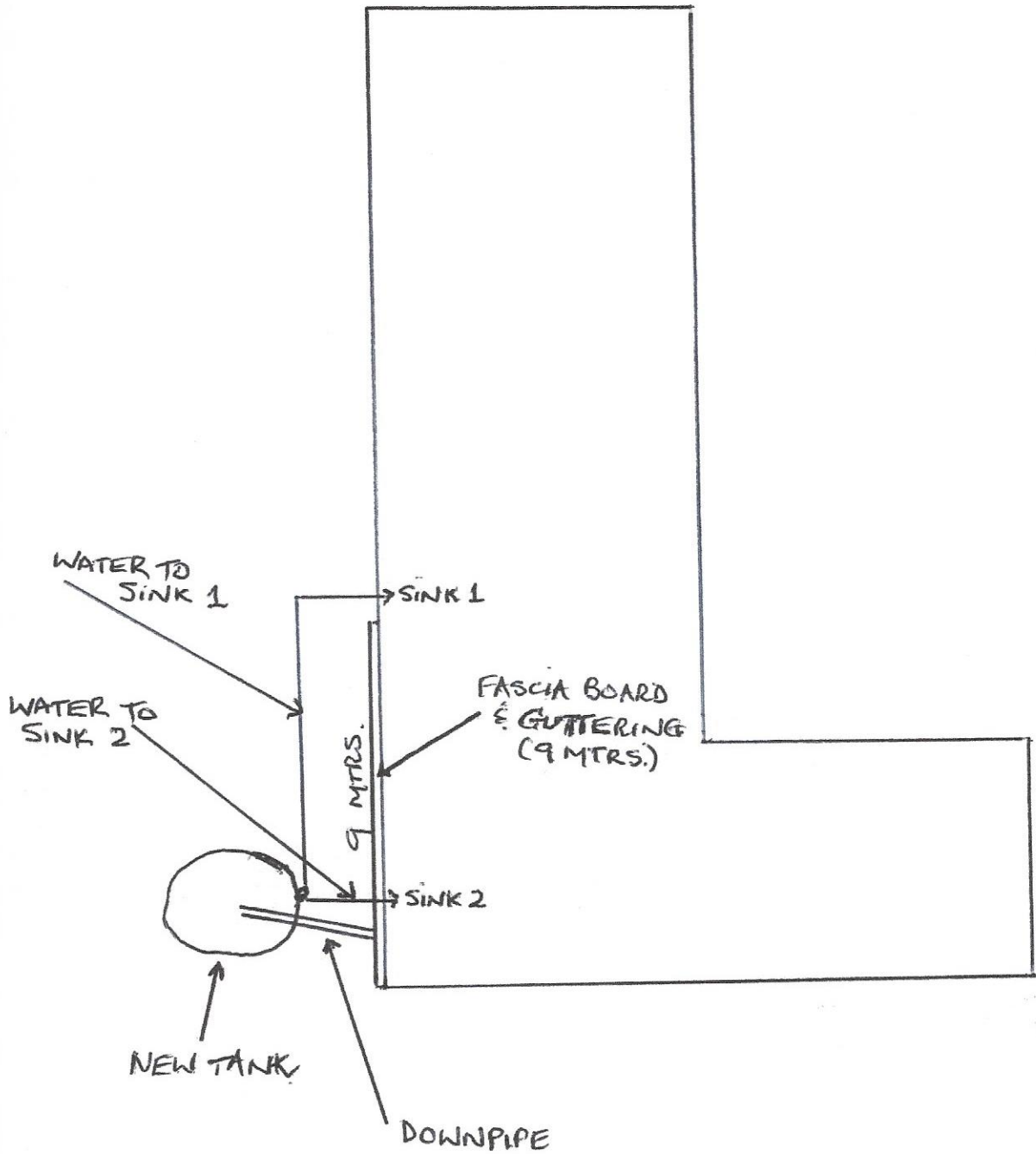
## Estimated Time Required

1 day.





# PIENUNA NURSE AID POST



**BILL OF MATERIALS - Pienuna Nurse Aid Post, Ranongga Island (Kerrie)**  
**(Global Grant GG1417603)**

Description	Size	Quantity	Length of Each	Total Length
<b>TANK</b>				
1000 gallon metal tank ( <i>3/4" tap aperture</i> )	2100mm	1		
<b>TIMBER - Tank Stand</b>				
VASA (Posts)	6"x6"	4	8 ft**	32 ft
VASA (Bearers)	8"x2"	2	8 ft	16 ft
VASA (Platforms)	6"x2"	11	8 ft	88 ft
VASA (Fascia)	6" x 1"	3	12 ft	36 ft
<b>GUTTERING etc.</b>				
Guttering (Standard Length)		3	3 metres	9 metres
Guttering Clips		20		
End Stopper (Left)		1		
End Stopper (Right)		1		
Rain Head	80mm	1		
Downpipe	80mm	1	3 metres	3 metres
Elbows 90 Deg.	80mm	3		
Elbows 110 Deg.	80mm	3		
Joiners		3		
<b>OVERFLOW</b>				
Downpipe	80mm	1	3 metres	3 metres
Elbows 90 Degree	80mm	2		
<b>HARDWARE</b>				
8" x 1/2" Bolt and Nut		9	8 inches	
Washers for 1/2" bolt		18		
3/4" Taps		2		
4" Nails		2 kg		
3" Nails		1 kg		
Cut off valve (water outlet on tank)		1		
T junction (water outlet on tank)		1		
<i>Water pipelines to Nurse Aid Post (see 'site details' drawing)</i>				
<b>*Use items below on more than one job*</b>				
Thread Tape		1		
Sisalation (single sided)		1	Roll	
<b>SUPPLY FROM AUSTRALIA</b>				
<i>"Fix All High Tack" Glue (source from Australia)</i>		1		



## Mburi Primary and Secondary Schools, Ranongga Island

### Overview

- The school has 205 secondary school students and 133 primary school students.
- We will provide two x 2 pedestal toilet blocks.
- During our discussions with the principal, Gregory Patovaki, we did not finalise where the toilets were to be located.
- It was suggested that one of the blocks be provided to the Primary school and the other to the Secondary school. This has to be confirmed by the schools.
- If the toilets can be located near a water source (e.g. a standpipe or tap), we would not need to include a water collection system on the toilet blocks. If they are not near a water source, we will put guttering, a downpipe and a 44 gallon drum on each block.
- The community has access to a timber company on Vella that provides timber to them at prices lower than Gizo. The company also offer discounts for large orders. The community would collect the timber and we would pay for the fuel (30 litres). On a previous trip, the quality of the timber, and the cutting of the timber to size, left a bit to be desired. We need to ascertain if we can obtain better quality timber, cut it more accurately. Details of the timber required has been provided under a separate document (items to be provided by community).

## Materials

### Toilets

#### We supply:

- 2 x kits for 2 pedestal toilet (one or both of the toilet buildings may need a water collection capability. We will decide once location of the toilets is finalised).

#### They supply:

- Labour to excavate the holes for the toilets and to assist with the building of the toilets (preferably someone with building or carpentry experience).
- 15 full bags of sand.
- 30 full bags of gravel.
- Rocks (various sizes) to fill in around 44 gallon drums in toilets.

## General Comments

- Principal is Gregory Patovaki (telephone 8805769)
- School Registrar is Clifson.
- Village organiser is Cherry Nage.
- We need the school to provide accommodation for 5 nights.
- On our previous trip, the community provided morning breakfast (fruit), lunch and an evening meal. We pay \$50.00 (SBD) per person per day.
- There will be five to six volunteers from Australia.

## Estimated Time Required

4 days.

## **Materials and Work to be supplied by the Community**

### Mburi School

#### (Before volunteers arrive)

- 15 full bags of sand.
- 30 full bags of gravel.
- Lots of rocks, of various sizes, to place around 44 gallon drums in both sets of toilets, 6 feet 6 inches deep (photo below is of a three pedestal toilet, but it gives you the idea).
- Dig two holes for toilets (each hole is 7 feet long x 3 feet 6 inches wide x 6 feet 6 inches deep)



**Timber requirements**, if the community is going to source the timber. Rotary will pay for the timber and boat fuel for delivery.

Description	Size	Quantity	Length of Each	Total Length
<b>TIMBER</b>				
VASA (Framing & blocks under bottom plate)	3"x2"	54	12 ft	648 ft
VASA (Framing & blocks under bottom plate)	3"x2"	18	7 ft	126 ft
VASA (Cladding, fascia & doors)	6"x1"	7	12 ft	84 ft
VASA (Cladding, fascia & doors)	6"x1"	130	7 ft	910 ft
VASA (Cover Strips and Door Closers)	2"x1"	96	7 ft	672 ft
Hardwood (Formwork)	4"x2"	12	12 ft	144 ft

**(After volunteers arrive)**

- Labour to help us with the work. It would be helpful if some of the men had building or carpentry experience.
- Community to provide accommodation for 6 volunteers.
- Breakfast (fruit), lunch and dinner for volunteers. We will pay \$50.00 per person per day.



Description	Size	Quantity	Length of Each	Total Length	
<b>WOOD</b>					
2x4 (Framing & blocks under bottom plate)	3"x2"	26	12 ft	312 ft	<i>incl. 2 x 12ft for drum extension</i>
2x4 (Framing & blocks under bottom plate)	3"x2"	25	7 ft	175 ft	
2x4 (Cladding, fascia & doors)	6"x1"	5	12 ft	60 ft	
2x4 (Cladding, fascia & doors)	6"x1"	92	7 ft	644 ft	<i>incl. 2 x 7ft for drum extension</i>
2x4 (Cover Strips and Door Stoppers)	2"x1"	68	7 ft	476 ft	<i>incl. 3 x 7ft for door stoppers incl. 1 x 12ft for drum extension</i>
4x4 (Formwork)	4"x2"	7	12 ft	84 ft	<i>incl. 1 x 12ft for drum extension</i>
<b>SPACING etc.</b>					
Spacing (Standard Length)		1	3 metres	3 metres	
Spacing Clips		10			
End Stopper (Left)		1			
End Stopper (Right)		1			
Spacing Head	80mm	1			
Downpipe	80mm	1	3 metres	6 metres	
Elbows 90 Deg.	80mm	3			
Elbows 110 Deg.	80mm	3			
Others		3			
<b>HARDWARE</b>					
1/2" Taps		1			
Metal Bucket		3			
Toilet Pedestal and Base		3			
Vent Pipe PVC 1" for toilet	1"	2	10 ft	10 ft	
90 degree Elbow (for 1" toilet vent pipe)	1"	2			
Vent Pipe Cap (for 1" toilet vent pipe)	1"	2			
5 Gallon Drums (6 toilet, 1 water collection)		7			<i>incl. 1 for water collection</i>
Bolt and Nut - 8" x 1/2"		18	8 inches		
Washer - for 1/2" bolt		18			
Welding Bolt Lock		6			
Corrugated Iron (sheets)	88mm	5	8 ft	80 ft	
Cement	40 kg	4	Bag		<i>incl. 1 for water collection</i>
Wyclone Strapping		1	Roll		
Roofing Nails		Box			
Plugs		Box			
1 1/2" Nails		5 kg			
1 1/4" Nails		4 kg			
1 1/2" Nails		2 kg			
<b>SUPPLY FROM AUSTRALIA</b>					
Heavy Duty Hinges (source from Australia)		6			
Fix All High Tack" Glue (source from Australia)		1			



**BILL OF MATERIALS - Mburi Schools, Ranongga Island(Kerrie)**  
**(Global Grant GG1417603)**

Description	Size	Quantity	Length of Each	Total Length	
<b>TIMBER</b>					
VASA (Framing & blocks under bottom plate)	3"x2"	54	12 ft	648 ft	incl. 4 x 12ft for drum extension
VASA (Framing & blocks under bottom plate)	3"x2"	18	7 ft	126 ft	
VASA (Cladding, fascia & doors)	6"x1"	7	12 ft	84 ft	
VASA (Cladding, fascia & doors)	6"x1"	130	7 ft	910 ft	incl. 4 x 7ft for drum extension
VASA (Cover Strips and Door Closers)	2"x1"	96	7 ft	672 ft	incl. 4 x 7ft for door stopper: incl. 2 x 12ft for drum extension
Hardwood (Formwork)	4"x2"	12	12 ft	144 ft	
<b>GUTTERING etc.</b>					
Guttering (Standard Length)		2	3 metres	6 metres	
Guttering Clips		20			
End Stopper (Left)		3			
End Stopper (Right)		3			
Rain Head	80mm	2	3 metres		
Downpipe	80mm	2	3 metres	6 metres	
Elbows 90 Deg.	80mm	3			
Elbows 110 Deg.	80mm	3			
<ul style="list-style-type: none"> <li>Joiners Contact person is <b>Rodney</b> (NAP Nurse).</li> </ul>		0			
<b>HARDWARE</b>					
3/4 " Tap		2			
Metal Bucket		4			
Toilet Pedestal and Base		4			
Vent Pipe PVC 1" for toilet	1"	2	10 ft	20 ft	
90 degree Elbow (for 1" toilet vent pipe)	1"	2			
Vent Pipe Cap (for 1" toilet vent pipe)	1"	2			
44 Gallon Drums (8 toilet, 2 water collection)		10			incl. 2 for water collection
Bolt and Nut - 8" x 1/2"		28	8 inches		
Washer - for 1/2" bolt		28			
Cyclone strapping		2	Roll		
Sliding Bolt Lock		8			
Corrugated Iron (sheets)	88mm	10	8 ft	80 ft	
Cement	40 kg	6	Bag		
Roofing Nails		Box			
Clouts		Box			
4" Nails		5 kg			
3" Nails		4 kg			
2" Nails		2 kg			
<b>SUPPLY FROM AUSTRALIA</b>					

Heavy Duty Hinges (source from Australia)		8	
"Fix All High Tack" Glue (source from Australia)		1	

## Equipment

1 x 240v Power Plant	2 x Electric Drills and drill bits	1 x Electric Saw	1 x Stiltson
1 x Hand Saw	1 x Hack Saw	4 x Claw Hammers	1 x Shifting Spanner
2 x Spirit Levels	2 x Shovels	1 x Chain Saw	1 x Pliers
1 x Ladder	1 x Drop Saw	1 x Pop Riveter	

Plus the normal carpentry items: Measuring Tape, ruler, nail punch, square and pencil etc.

## Labour Assistance

The village where the project is being carried out they usually supply labour to dig the toilet pits and tank stand holes, help with the guttering and supply a chain saw operator to cut the tank stand stumps. It is encouraged to keep the islanders involved in the project and train them so in the future they will be able to carry out this type of work for themselves.

## Village and Island Contacts

**Kerrie Kennedy** Gizo (Primary Contact) Club Host  
 PO Box 188 Gizo, Western Province, Solomon Islands. B: +677 60253 H: +677 60307  
 M: +677 747 6932 e: agsislands@rotary9600.org

Aluminium Tanks 1000 gallon Rendova Trading Co. Gizo Supplies

Contact Name:

Timber Tank Stand Kits Pinua Timber or Rekona Timber, Gizo Supplies

Contact Name:

Guttering and Downpipe Kits Silawa Hardware, Gizo Supplies

Contact Name:

Toilet Pedestal Kits (in 7 buildings) Banama Developments, Silawa Hardware, Gizo Supplies

Contact Name:

Boat transport to and from islands for volunteers, materials, tools and equipment,

Camping equipment Danga Transport, Gizo Travel

Contact Name:

Security mesh, nails, bolts, glue, cabling, tool blades, clamps etc. Silawa Hardware,

Gizo Supplies

Contact Names:

(Mhuri Primary School)

- Principal is Gregory Patovaki (telephone 8805769)
- Waldy Dicks (Mhuri Primary School Chair Person) MB # 8743139 or 7740049
- School Registrar is Clifson.
- Village organiser is Cherry Nage.

Contact Names:

Contact person is Silas (Secondary School Principal Pienuna)

- Contact person is Rodney (NAP Nurse).

Contact Names:

## Stage Three of the Global Grant 1417603 Pienuna – Mburi Ranongga Island Trip Details and Recommendations

**Tickets** – The booking our tickets is through The Travel Agent at Caloundra. They will issue invoices directly to each of you. Please pay the travel agent direct for the tickets. The dates I have nominated are from the **14<sup>th</sup> May to the 29<sup>th</sup> May** for Eddie, Peter and Win. Dates for Patrick and Ross are **21<sup>st</sup> May to 29<sup>th</sup> May**. Gordon Watson and I will be going up ahead of the team on the **11<sup>th</sup> May**, to organise the movement of our tools and equipment from Gizo to Ranongga by boat. Gordon will return to Brisbane on the **22<sup>nd</sup> May**.

Solomon Airlines insists on having a copy of the details page of passenger's passports. **Please scan and forward** a copy of this page of your passport to Tiffany Jayne Halstead at The Travel Agent at Caloundra ([tiffany@thetravelagent.net.au](mailto:tiffany@thetravelagent.net.au)), marking the subject line "Rotary Project Volunteer trip to Solomon Islands". The Travel Agent at Caloundra already has a copy of the passports of **Eddie, Ross and Peter** on file. So, unless there has been a new passport issued to those fellows for some reason, they do not need to send another copy of their passport.

**Accommodation** - accommodation in Gizo is around \$25.00 (AUD) per night. When we stay in a community, there is usually no charge. On this trip, the community will provide accommodation at both Pienuna and Mburi.

**Food** – whilst we are living in the communities, we pay the villagers \$50.00 (Solomon Dollars or SBD) per person per day for them to provide breakfast (fruit), lunch and dinner (we usually take cereals, long life milk, coffee, tea and sugar with us). Whilst in Gizo Town, we can use the local restaurants or cook at the guest house.

**Money** – please take Solomon Dollars with you. There is an ANZ Bank in Gizo with a 24 hour ATM but it has been known to run out of money on a weekend. You can withdraw funds from the Gizo ATM at a reasonable exchange rate. There are no banks or money changing facilities on Ranongga. However, we are planning to return to Gizo Town on the weekend in the middle of the trip. When we are in the communities, we pay them each day for the food so you will need to allow **\$50.00 (SBD)** per day. We are staying with the communities for **10 days**. Please bring smaller denomination notes, not \$100.00 (SBD) notes only.

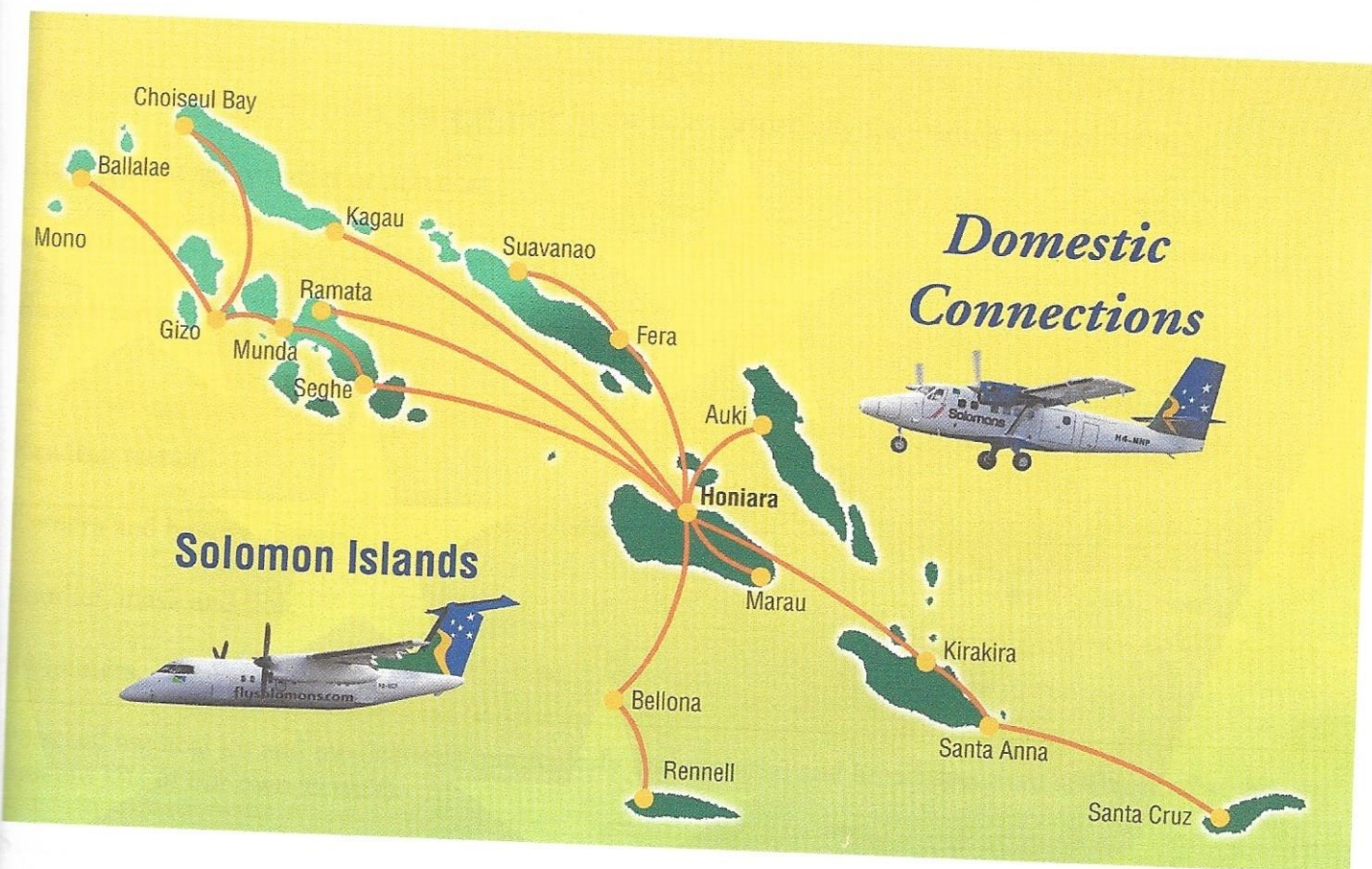
**Rotary Australia World Community Service (RAWCS)** – I'm in the process of registering the trip as a RAWCS trip. This means that we will be covered by RAWCS travel insurance for the trip. As well, if you wish, you can purchase a badge (approx. \$AUD15.00) and RAWCS shirts. I will send you a separate email regarding these items. **Please let me know if you would like a badge and/or a shirt(s) and I will order them from RAWCS for you.**

RAWCS now requires that each volunteer register on-line. I have to register the project trip first and then I will give you details of how you can register. I am unable to begin the registration process until I have your full name (as shown on your passport).

It is imperative that you register with RAWCS in order to be covered by insurance.

**Luggage Allowance** – Solomon Air allows a luggage allowance of **30kgs**. This applies all the way through to Gizo, provided you do not have a stop-over in Honiara. If there is a (voluntary) stop-over in Honiara, the Honiara-Gizo leg becomes an internal flight and luggage allowance is **16kgs**. Please ensure that you book all the way through to Gizo when you check in. You will, however, still have to collect your gear at Honiara and clear customs/immigration and then transfer to the domestic check-in building. There is a “transit” lane at the customs/immigration arrival point which is usually not so crowded.

**Tax Deductibility:** For volunteer expenses is no longer available.



**What to bring (personal items)** – Here is a list of personal items you could profitably bring with you. We have camp stretchers in our container in Gizo:

Mosquito net (we have nets in Gizo if you have any difficulty).

Line for hanging the net.

Light clothes line and pegs.

Light air mattress (if you find sleeping on a stretcher a bit hard).

Sleeping bag sheet (liner) or sheets.

Small pillow.

Tin plate and cup/mug.

Knife, fork and spoon.

Torch and reading light, with batteries (or solar powered).

Towel.

Work shorts and shirts (at least two - one on and one in the wash).

Light work boots and socks.

Casual clothes, including light weight long sleeved shirt and long trousers (for evening wear to protect from mosquitos).

Toiletries.

Soap.

Crocs or other water-friendly shoes to wear in the boats (especially for loading and unloading).

Light-weight spray jacket or rain coat.

Broad-brimmed hat.

Sun glasses.

Reading matter.

Camera and battery charger.

Snorkel, mask and fins.

Swimmers.

Personal medical kit and medications (particularly anti-malaria) and broad-spectrum antibiotics (we have first aid kits of our own as well).

Sunscreen.

Insect repellent.

Powdered electrolyte (chemist) or Gatorade.

**What to bring (tools)** – We have a wide selection of tools in our container in Gizo. It will help if you are able to bring along some, or all, of the following:

Nail belt with hammer sling and pliers pouch.

Hammer (good quality).

Chisel.

Small spirit level.

Pliers.

Set square.

5m or 8m tape (metric and imperial).

Pencils and pencil sharpener.

Notebook.

Duct tape.

Pocket knife or Stanley knife.

Work gloves.

Cordless drill and charger (do not need everyone to bring).

Wood bits (do not need everyone to bring).

Driver bits (including for roof screws) (do not need everyone to bring).

**Ranongga** is an island located in the New Georgia Islands group of Western Province, Solomon Islands.

Ranongga was sighted in 1787 by sailors Read and Dale

On August 18, 1959, a seismic sea wave was generated off the west coast of Ranongga Island, at 08 hr 05 min. Soon after, large waves were observed soon in Vori, on the northern coast of the island. The sea receded by 15m and then returned to its original position. In May 2007 there was another large Earthquake, and Tsunami, and the whole Island lifted out of the sea by 3 meters, and stayed there, exposing all of the reefs around the Island, making life very hard for the locals for some time after.

Ranongga is a 28 km (17 mi) long, narrow island, located 8 km (5 mi) north-east of Simbo Island and south-west of Gizo, the capital of Western Province. The highest point is Mt. Kela (869m)

2007 earthquake

In April 2007, an earthquake rocked Ranongga Island, along with many parts of the Solomon Islands. Land thrust from the quake extended out the shoreline of Ranongga Island by up to 70 meters (230 ft) according to local residents. This has left many once pristine coral reefs exposed on the newly formed beaches.

Most of the villages are situated on the eastern side of the island. The Ghanongga language is spoken by about 2500 people on the Ranongga Island.

## Location

Lat 8° 3' 0S Long 156° 31' 60E Located at the western edge of the 'the slot'. Island due east of [Ghizo Island](#). In wartime documents and maps, the island is spelled 'Gannonga' or similar. Thanks to Ewan Stevenson for additional information. The Japanese briefly had a small staging base at Ranongga. Several aircraft crashed in the vicinity.

## Buri

Village located on the coast of Ranongga. Likley what is now called Emu Harbour at the northern tip of the island. The Japanese maintained a small barge base at this location. The base personnel withdrew to [Kolombangara](#) on September 19-23, 1943.

## Missions

### Against

### Buri

### June

23,

1943

(13th AF & USN) Eight B-25s (from 69th BS) and half dozen TBF Avengers with an escort of 24 F4U Corsairs from VMF-122 and VMF-213. It is recorded they dropped six 2000 pound bombs on Buri village. (doesn't equate with the number of bombers; however, the diary scribe may have been making a point of just recorded the larger bombs which were 'daisy cutters') They also severely strafed the area. The raid was poorly led and the weather was also very poor. The TBFs bombed very low under the cloud ceiling and one TBF was damaged by it's own bomb blast. Due to the weather, one of the B-25s (#404) vanished and never returned from the raid. [TF-33 War Diary entry; VMF-213 War Diary; Strike Command War Diary; Isolation of Rabaul via Ewan Stevenson]

## American

### Remains

### Found

### on

### Ranongga

### Island

In 2006, locals discovered the remains of an American buried on the island, with his dog tag. The remains belong to Seaman 1st Class, General Preston Douglas, 2960771 from Newcomb TN. He was a crew member of the [USS Helena](#) sunk July 1943 in the [Kula Gulf](#). He had been buried with dog tag on him in a shallow grave about 200 yards from the beach. The locals have no stories about him. It is a mystery as to how he got there, died and who buried him. In mid-September 2006, a team from [JPAC](#) recovered his remains. Thanks to [John Innes](#) for this informaton.

IJN

## Ship

Wooden hulled boat, roughly 110' long. Possibly a prewar colonial ship that was captured by the Japanese in the Solomons or another location. Employed by the Japanese as a coastal transport.

### History

## Wartime

In the later stages of the Solomons campaign, the Japanese were using small vessels to try and sneak supplies and munitions around. These vessels were often wooden pre-war fishing luggers or coasters.

### History



New Zealand c1944



Danny Kennedy 2007

## Shipwreck

After a severe April 2, 2007 earthquake and tsunami this shipwreck was exposed above sea level. An [April 27, 2007 AP Report erroneously reported the wreck as a PT Boat](#). Rather, the wreck proved to be a Japanese barge instead