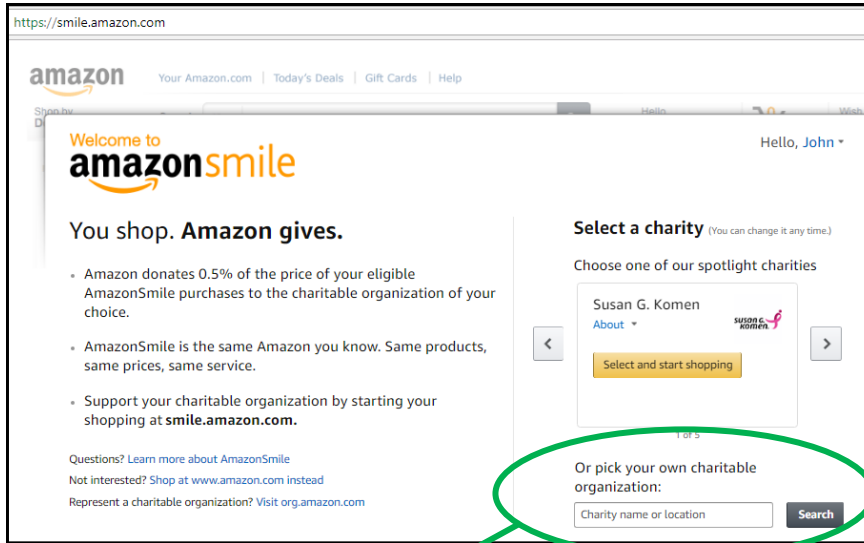


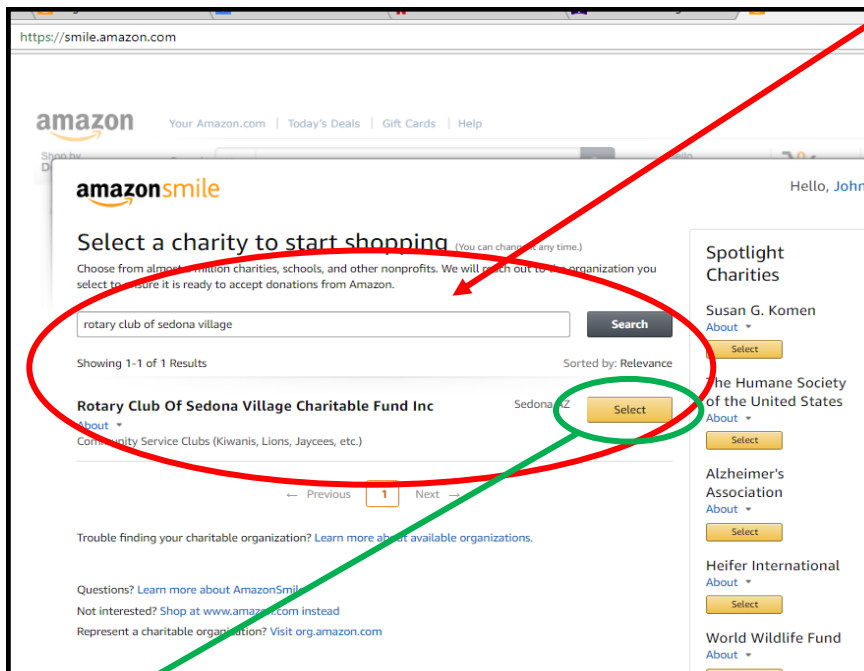
How to Register for and Use AmazonSmile

For eligible purchases at AmazonSmile, the AmazonSmile Foundation will donate 0.5% of the purchase price to the customer's selected charitable organization. If you have not designated a charity, follow the instructions on this page. If you want to change your charity, follow the instructions on the following page. To shop at Amazon once you have designated a charity, go to ***smile.amazon.com*** instead of ***amazon.com***.

1) Go to ***smile.amazon.com*** (instead of ***amazon.com***)



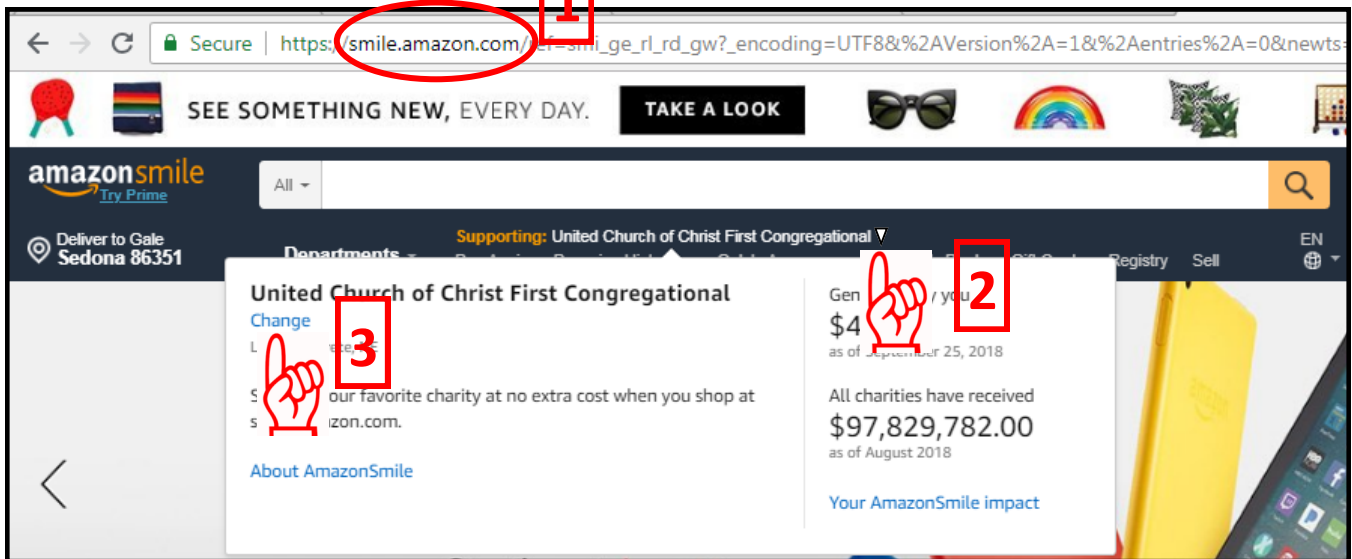
2) Pick your charitable organization. Enter "Rotary Club of Sedona Village". That should be enough to find us.



3) Click on SELECT and you should be good to go.

How to Change Your Designated Charity for AmazonSmile

- 1) Go to *smile.amazon.com*
- 2) Locate your current designated charity and hover the cursor over the option indicator.
- 3) Click on *Change*.



- 4) AmazonSmile will display a screen on which you select your charity. Type in [Rotary Club of Sedona Village Charitable Fund](#)
- 5) Click on SEARCH.



- 6) AmazonSmile will display the Charitable Fund. Click on SELECT

