


Recruiting Outbound Students & Host Families



District 5050 Rotary Youth Exchange
September 7, 2017 YEO & Counselor Training

Training Recap



✦ August YEO/Counselor Training

- ✓ Inbound checklist
- ✓ Outbound checklist
- ✓ Upcoming events
- ✓ The successful 1st month
- ✓ RYE Dist. Committee's role
- ✓ Resources

✦ August YEAH Training

- ✓ Logging in
- ✓ Navigating
- ✓ Uploading
- ✓ Counselor Reports
- ✓ Student arrival

Objectives for tonight's training

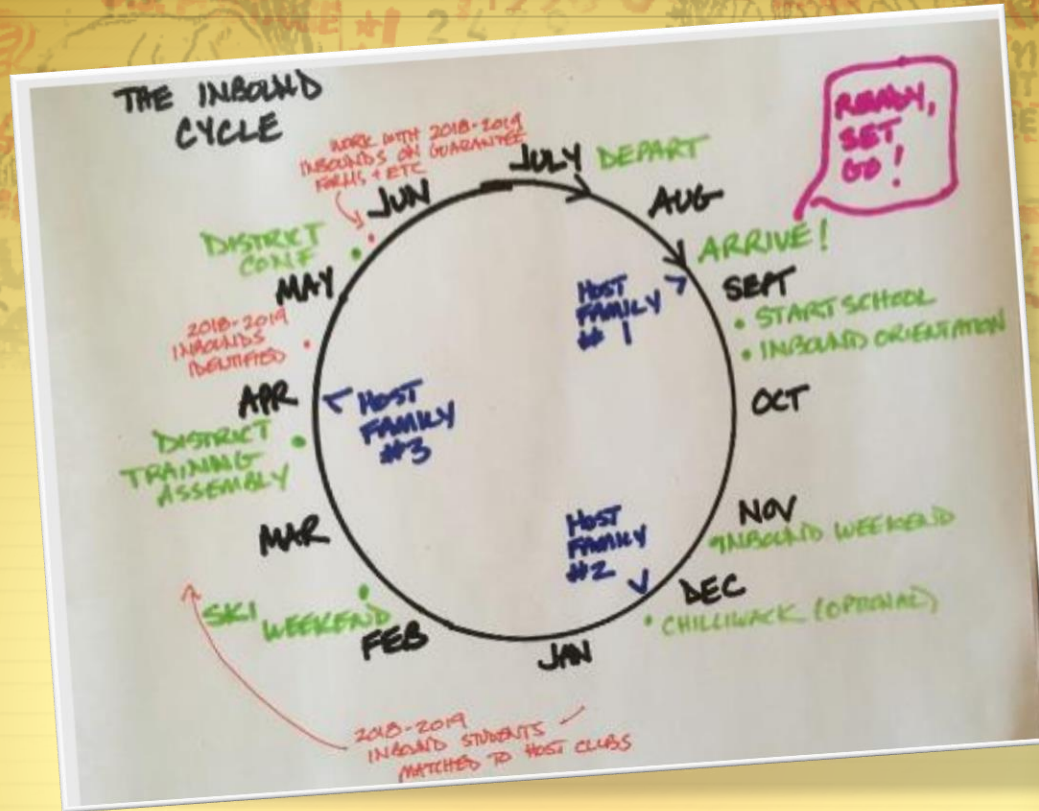


- ✦ Demystifying the pace and reasons for the RYE calendar
- ✦ Recruiting Outbound Students for the 2018 – 2019 year
- ✦ Recruiting Host Families
- ✦ Getting your club involved with your RYE student
- ✦ Reviewing important upcoming dates
- ✦ Planning for Inbound Orientation 9/22 – 9/24
- ✦ Q & A

Why we are recruiting NOW

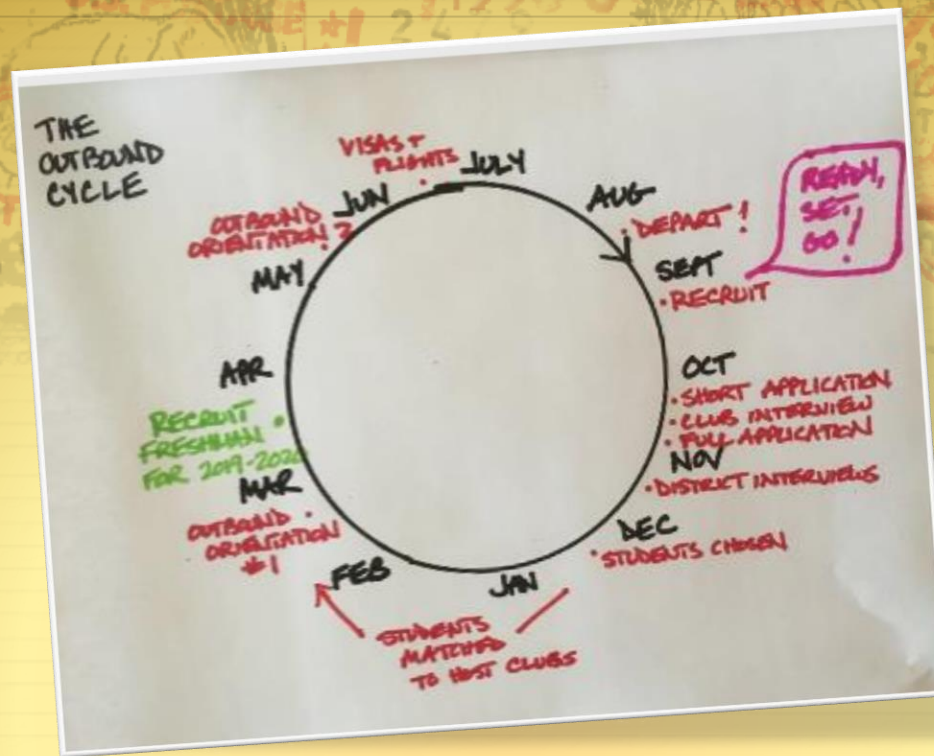


- ✦ Rotary Youth Exchange involves a continuous cycle of recruiting, vetting, placing, and supporting students from all around the world.
- ✦ RYE annually places 8000 students in over 100 countries.
- ✦ We are part of a highly organized volunteer effort that only succeeds when clubs and districts meet myriad annual deadlines.



The Inbound Student's Year

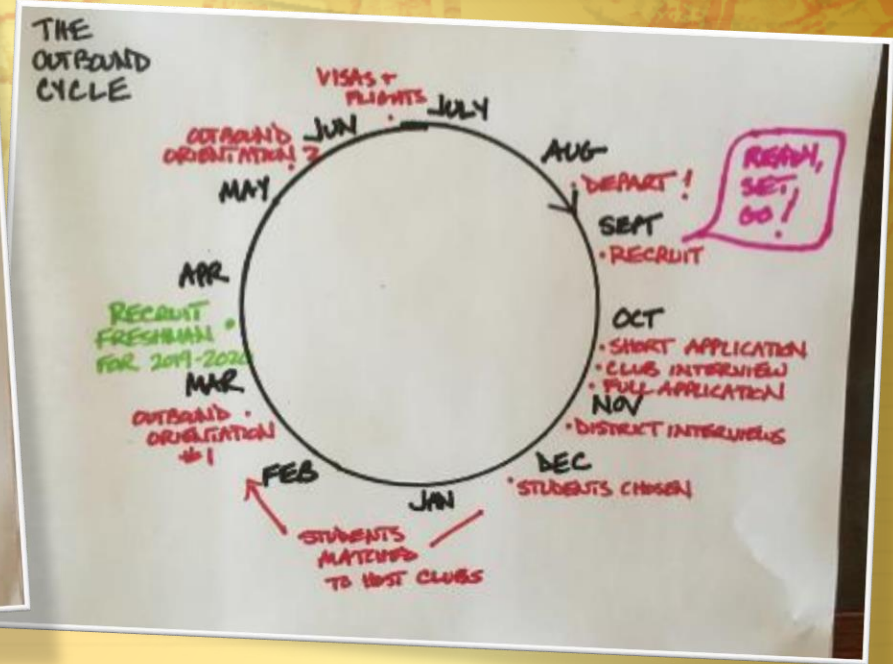
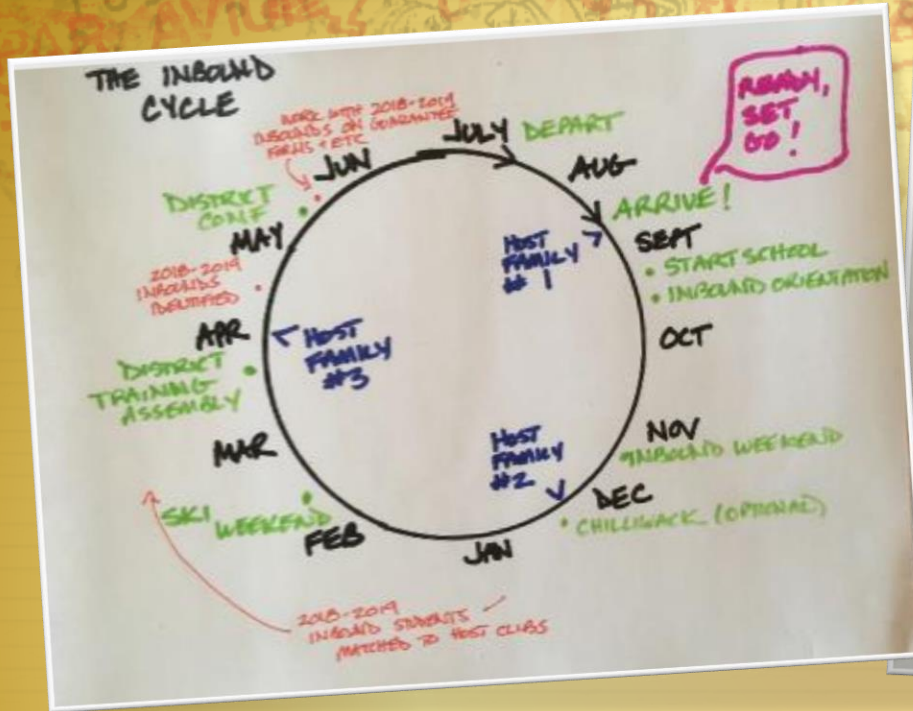
While clubs are welcoming & supporting our RYE Inbound Students . . .



The Outbound Cycle

... clubs and the District RYE Committee start the next year's Outbound Student cycle

PAR AVION



It all makes for a busy year

which highlights the importance of establishing & maintaining reliable means of recruiting and vetting students and host families in ways that do not overwhelm you and your volunteers.

Recruiting Outbounds



THE SMART MONEY STARTED IN MARCH

Outbound Recruiting in March



- ✦ Clubs are strongly encouraged to advertise and promote RYE with their high school freshman each spring.
- ✦ This allows students to learn about the program & begin a conversation with their families.
- ✦ It also allows students to begin planning their future course selections so that they can maximize the chance they will be able to graduate on time.
- ✦ WE WILL REMIND YOU ABOUT THIS DURING A WINTER TRAINING SESSION.

Recruiting Outbounds

(for mere mortals who are starting in September)



- ✦ START IMMEDIATELY
- ✦ Attend back to school nights
- ✦ Ask former RYE students & host families for recommendations
- ✦ Ask school counselors & language teachers to promote RYE
- ✦ Ask the school to run advertisements in the school paper, on the PA system, in school flyers & on their web site
- ✦ Host annually. Send a student annually. Build a network!

Recruiting Outbounds:

Promote as a *Merit Scholarship*



- ✦ *Merit Scholarships* recognize students for a host of reasons, including the qualities it takes to successfully participate in a year-long high school study abroad program.
- ✦ The value of an RYE year is \$25,000. This covers:
 - ✓ Homestay experience (& room & board)
 - ✓ Schooling costs
 - ✓ Administrative expenses
 - ✓ Cultural experiences
 - ✓ Monthly stipend

Recruiting Outbounds:

The Merit Scholarship Approach




- ✦ The RYE per student cost is \sim \$5000 – \$8000. This covers:
 - ✓ Air fare & and all transfers
 - ✓ Visas
 - ✓ District Fee
 - ✓ \$500 emergency fund
 - ✓ Spending Money

Recruiting Outbounds: FAQs



- ✦ Who: Sophomores (to spend their Junior year in RYE)
- ✦ Application Process:
 - ✓ Short form due to club by 10/31/17
 - ✓ Long form due to District 5050 Committee by 11/7/17

Recruiting Outbounds: More FAQs

- 
- ✦ Do I have to be a Rotarian? No.
 - ✦ Can I choose the country I will go to? (Qualified) Yes.
 - ✦ Will my RYE grades be accepted by my H. S.? Maybe (talk to your school counselor).
 - ✦ How long is the program? 10 – 11 months.
 - ✦ Why is insurance required? It's an RI & (for US students) DOS requirement.
 - ✦ How much spending \$ do I need? That depends. How much do you like to shop?
 - ✦ Why are there multiple host families? To enhance the student's experience.
 - ✦ Can I drive? No . . . Can I drink? No . . . Is this a party year? NO!
 - ✦ Do I need to be fluent in another language? No, but must work diligently toward it.
 - ✦ Will I be able to communicate with my real family? Yes.
 - ✦ What documents do I need? Passport, Visa, perhaps other documents.
 - ✦ Will I be able to follow my religious practices? Rotary will work with you.
 - ✦ I am vegetarian/vegan. Is that a problem? Rotary will work with you.

Recruiting Outbounds: the applications



Intent to Apply Form

- ✦ 3 easy pages
- ✦ Available on District 5050's RYE Website
- ✦ Submitted to your club contact person
- ✦ Due to the club by 10/31/17

Long Form

- ✦ 18 grueling pages
- ✦ Fillable on-line document
- ✦ Sent to student after they are chosen by their club to advance to the District interviews
- ✦ Submitted to District 5050 RYE Committee
- ✦ Due by 11/9/17
- ✓ Each club may recommend as many students as they are willing to host.
- ✓ By recommending a student, the club agrees to host an inbound student.

**ROTARY YOUTH EXCHANGE**

INITIAL APPLICATION AND STATEMENT OF INTEREST

*(Students Please Note: If your application is successful and you are selected by the Exchange Student, you will receive a link to complete the necessary application for complete and submit to the District Committee for approval and placement. **APPLYING YOUR CANDIDACY IS NOT A GUARANTEE OF APPROVAL OR PLACEMENT BY THE DISTRICT COMMITTEE.**)*

I, the undersigned, have read and understand the Rules and Guidelines governing the of Rotary International District 5050. I have sought and obtained consent from my submit my formal application as a prospective Youth Exchange Student sponsored Club.

Name of Student: _____

Full Address: _____

ZIP Code: Telephone Number:

Date of Birth: _____ Citizenship: _____

Name of School Attending: _____

Email Address _____

Grade (year in school): _____ Class Standing (average grade): _____

Extracurricular activities:

Special interests and hobbies:

Future plans:

Father's name:

Address: _____

Occupation:

Phone no. _____

Mother's partner

Address:

Occupation:

Phone no. _____

Names and ages of brothers and sisters (list on back if more space is needed):

If you become an Exchange Student, are your parents willing to host an incoming

Yes	No	If NO, why not?
-----	----	-----------------

For information only: We have exchanged with Italy, France, Belgium, Finland, Netherlands, Sweden, Germany, Mexico, Brazil, Argentina, Peru, Do and others are possible.

Signature of Student: _____ Signature of Parent: _____

Date of signature: _____ Date of signature: _____

Submit to the Youth Exchange Committee of the sponsor

Deadline for application is October 31st of the year of departure.

Rules and Conditions of Exchange

As a Virtual Exchange student sponsored by a Rotary club or district, you must agree to the following rules and conditions of exchange. Please note that districts may edit this document or insert additional rules if needed to account for local conditions.

Rules and Conditions of Exchange

- | | |
|---|--|
| <p>1) You must give the lives of the host country. <u>If found guilty of any</u></p> <p><u>violations, you will be removed from the program.</u></p> <p>2) You must always be informed of the host country's laws.</p> <p>3) You are not allowed to possess or use illegal drugs. Medication prescribed to you by a physician is allowed.</p> <p>4) The illegal drinking of alcoholic beverages is expressly forbidden. Students who are of legal age should refrain. If you are under 21 years of age, you are not permitted to accept a drinker's supervision in the home.</p> <p>5) You may not operate a motorized vehicle or participate in driver education programs.</p> <p>6) You will be under the care of the director's authority while you are in the host country and must abide by the rules and regulations of exchange provided by the host director. Parents or legal guardians must authorize any extra activities directly to you. Any violation you commit may have the host director held liable for negligence once you are in the program.</p> <p>7) You must attend school regularly and make an honest attempt to succeed.</p> <p>8) You must have travel insurance that provides medical and dental coverage for accidental injury and illness, death, repatriation, and repatriation. This includes coverage for death, dismemberment benefits, emergency medical evacuation, emergency medical evacuation, 24-hour emergency emergency services, and legal services, and is not substitutable by the host country's health care system in conjunction with the sponsor. Hosts of clubs or districts will cover coverage from the time of your departure from your home country until your</p> | <p>9) You should have sufficient financial capital to finance your schooling during your placement. Your host director may require a contingency fund for emergency situations. Amounts for contingencies are returned to your parents or legal guardians at the end of your exchange.</p> <p>10) You must define the medical roles of your host director. This permitted with the parents or the family club or district function is authorized by the host country club or district with the approval of your parents or legal guardians. The family, and your parents or legal guardians must approve any illness noted in writing. Thus ensuring the responsibility of the family.</p> <p>11) You must insure your host director by a trust insurance agency in your host director and your parents or legal guardians.</p> <p>12) Any sexual contact is only within intimate home or any other intimate room (bathrooms, bedrooms, etc.) are the responsibility of the sponsor and your parents or legal guardians.</p> <p>13) You should communicate with your host host first prior to leaving your home. You must be informed of the host country's laws and regulations by your host director.</p> <p>14) Within your placement or legal guardians, siblings, or family while you are on exchange are strongly discouraged. Such acts may only take place with the host club and district's consent and within their guidelines. Typically, visas may be arranged only in the last quarter of the exchange or upon school breaks and only with the approval of the host country.</p> <p>15) Talk with your host club association, host parents, or other trusted adults if you encounter any form of abuse or harassment.</p> |
|---|--|

Recommendations for a Successful Exchange

- | | |
|---|--|
| <p>(1) Something is discouraged. If you state in your application that you do not smoke, you will be held to that position throughout your tenure. Your acceptance and host family assignment is based on your signed statement. Host family circumstances are yours to make sure in your host family's bedrooms.</p> <p>(2) Body piercing or obtaining a tattoo while on your exchange is not allowed, for health reasons.</p> <p>(3) Respect your host family's wishes. Do not come on integral parts of the host family, assuming duties and responsibilities normally for a member of your age or culture in this family.</p> <p>(4) Learn the language of your host country. Teachers, host parents, literary club members, and others you meet in the community will appreciate the effort. It will go a long way in your learning acceptance and community with these efforts and become lifelong friends.</p> <p>(5) Attend Host family sponsored events and host family events, and show an interest in these activities. Volunteer to be involved; do not want to be asked. Lack of interest on your part is detrimental to your exchange and can have a negative impact on future exchanges.</p> | <p>(6) Avoid serious romantic activity. Abstinence from sexual activities.</p> <p>(7) Get involved in your school and community activities. Your own interests and opportunities exist outside your school and community friends. Don't spend all your time with other exchange friends. If there is a local Internet club, you are encouraged to join it.</p> <p>(8) Choose friends in the community carefully. Ask for and build the choice of host families, exchange, and school personnel to choosing friends.</p> <p>(9) Do not become stoned. Pay any bills promptly. Ask permission to use the family phone or computer. Keep track of all calls and time on the Internet, and not misuse your host family's cash, credit for the entire year.</p> <p>(10) Avoid party use of the Internet and mobile phones. Inexpensive or inappropriate use is not acceptable.</p> <p>(11) If you are offered an opportunity to go on a trip at school or event, make sure you understand any costs you must pay and your responsibilities before you go.</p> |
|---|--|

Long Form



District

Applicant Name

Long-Term Exchange Program

Application Checklist

Use this checklist to ensure that you have all of the necessary parts for your application. All copies must have original signatures signed in BLUE ink; all photographs must be originals or good-quality color photocopies.

	Set 1	Set 2	Set 3	Set 4
<i>Personal Information</i> pages completed with photo attached	<input type="checkbox"/>	<input type="checkbox"/>	<input type="checkbox"/>	<input type="checkbox"/>
<i>Letters</i> completed and <i>Photos</i> (4) attached	<input type="checkbox"/>	<input type="checkbox"/>	<input type="checkbox"/>	<input type="checkbox"/>
<i>Medical History and Examination</i> completed and signed by physician	<input type="checkbox"/>	<input type="checkbox"/>	<input type="checkbox"/>	<input type="checkbox"/>
<i>Dental Examination</i> completed and signed by dentist	<input type="checkbox"/>	<input type="checkbox"/>	<input type="checkbox"/>	<input type="checkbox"/>
<i>Guarantee Form</i> signed by student and parents/legal guardians	<input type="checkbox"/>	<input type="checkbox"/>	<input type="checkbox"/>	<input type="checkbox"/>
<i>Declaration and Permission for Medical Care and Release of Medical Records and Liability</i> signed by student and parents/guardians	<input type="checkbox"/>	<input type="checkbox"/>	<input type="checkbox"/>	<input type="checkbox"/>
Copy of school transcript	<input type="checkbox"/>	<input type="checkbox"/>	<input type="checkbox"/>	<input type="checkbox"/>
Copy of passport/birth certificate	<input type="checkbox"/>	<input type="checkbox"/>	<input type="checkbox"/>	<input type="checkbox"/>

☐ *Secondary School Report and Reference* form and preaddressed stamped envelope given to your principal/teacher (do not submit this form with your application)

Recruiting Host Families



- ✦ Ask/Require each student to recommend 3 potential host families (& then follow-up with them)
- ✦ Ask applicants' parents
- ✦ Ask parents of Rotex (Rebound) students
- ✦ Ask former host families
- ✦ Recruit from PTA & H. S. booster clubs
- ✦ Try to find families with students still in H. S. (or at least with kids still at home).

Involving your club with your student



- ✦ RYE students are hosted by each club
- ✦ Encourage your club members to:
 - ✓ Invite a student to dinner
 - ✓ Invite a student to a sports event, the theater, a neighborhood BBQ, out for a hike, a trip to the city . . .
 - ✓ Introduce the student to other young people, to your Interact club, or your Rotaract club


Upcoming Dates



- ✦ August Counselor Reports are overdue!
- ✦ Next YEAH Training
- ✓ Sept 21 at 7pm
- ✦ Inbound Orientation
- ✓ Sept. 22 – 24 at Camp Killoqua, Stanwood, WA
- ✦ October YEO/Counselor Training
- ✓ Date 10/5/17
- ✓ Topic: District 5050's Youth Protection Policies & Procedures

- ✦ Outbound Intent to Apply Form
- ✓ October 31 (due to your club contact person)
- ✦ Outbound full application
- ✓ Nov. 9 (due to District RYE Committee)
- ✦ Inbound Weekend
- ✓ Nov. 10 – 12 in Bellingham, WA

Inbound Orientation



- ✦ This is our opportunity to make sure that all of the students documents are in order. Please be sure that they bring with them all of the listed documents (originals, no photo copies), even though the US hosted students are not crossing any border their DS 2019 must be counter signed by the State Department Representative at Camp Killoqua to be valid. Please also have the student pack lightly.
- ✦ Clubs are responsible for transportation of your Students (Not the host families)
- ✦ Students Need to Arrive by 4pm on Friday Sept 22 and Picked at 1:00 pm on Sunday, Sept 24
- ✦ Essential Items To Bring
- ✦ Passports & Visas
- ✦ US students bring DS2019/J-1 forms* (original documents)
- ✦ Insurance card or documents
- ✦ Proof of \$500 Emergency Fund turned over to club (photo of deposit acceptable)
- ✦ Photo copy of complete airline travel itinerary –including your return trip ticket
- ✦ Sleeping Bag/Pillow/ Towel
- ✦ Other Items To Bring
- ✦ Pins & Business cards to exchange
- ✦ 3 days change of clothes (this is a camp setting, do not bring dress up clothes or high heeled shoes). **PACK LIGHTLY**
- ✦ Rotary jackets are not required. Bring them if you wish to put new pins on them.
- ✦ Light weight jacket (rain proof) and sweatshirt
- ✦ Swim suit and/or shorts and shirt that can get wet
- ✦ Camera with name tag attached
- ✦ Overnight bathroom supplies (tooth brush, etc)
- ✦ Country Flag is optional –fun for photos!
- ✦ Musical Instruments
- ✦ Do Not Bring
- ✦ No laptops
- ✦ Phone usage is limited to camera and music

Questions for YEOs & Counselors



- ✦ Would you like to be involved with the District Committee? Please let us know!
- ✦ What topics would you like to have us address with the RYE students at the September Outbound Orientation?
- ✦ What topics would you like us to cover at upcoming webinars?
- ✓ More on YEAH?
- ✓ More on Canadian Criminal Background Checks?

Your questions?



Thank you!

(in case you didn't get the upcoming dates before, here they are again)



✦ August Counselor Reports are overdue!

✦ Next YEAH Training

✓ Sept 21 at 7pm

✦ Inbound Orientation

✓ Sept. 22 – 24 at Camp Killoqua, Stanwood, WA

✦ October YEO/Counselor Training

✓ Date 10/5/17

✓ Topic: District 5050's Youth Protection Policies & Procedures

✦ August Counselor Reports are overdue!

✦ Inbound Orientation

✓ Sept. 22 – 24 at Camp Killoqua, Stanwood, WA

✦ October YEO/Counselor Training

✓ Date 10/5/17

✓ Topic: District 5050's Youth Protection Policies & Procedures