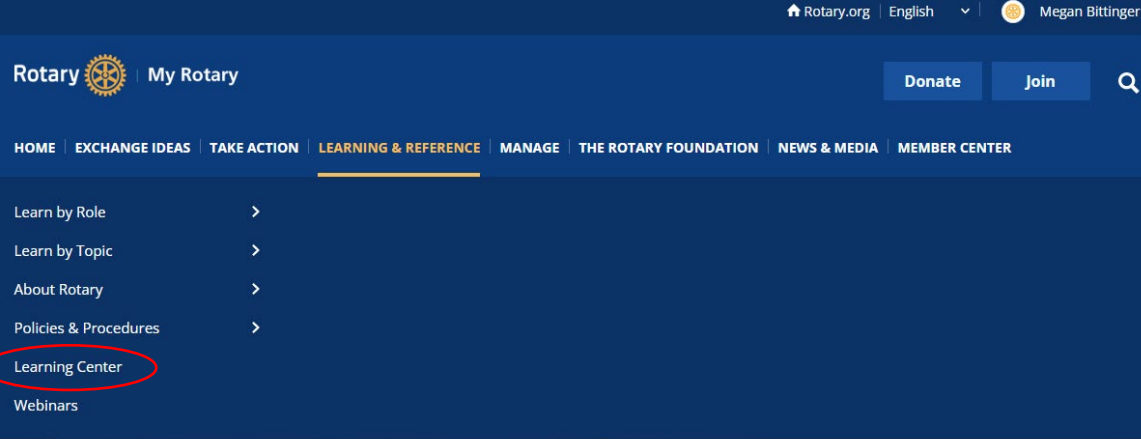


# My Rotary Learning Center

+  
PETS Virtual Session

February 22<sup>nd</sup>, 2023

# Go to Learning Center under Learning & Reference Tab













The screenshot shows the Rotary.org website interface. At the top right, it displays 'Rotary.org', 'English', and a user profile for 'Megan Bittinger'. The main navigation bar includes 'Rotary My Rotary', 'Donate', 'Join', and a search icon. Below this, a secondary navigation bar lists: HOME, EXCHANGE IDEAS, TAKE ACTION, **LEARNING & REFERENCE** (highlighted with a yellow underline), MANAGE, THE ROTARY FOUNDATION, NEWS & MEDIA, and MEMBER CENTER. A dropdown menu is open under 'LEARNING & REFERENCE', listing: Learn by Role, Learn by Topic, About Rotary, Policies & Procedures, **Learning Center** (circled in red), and Webinars. Below the navigation, there are two content blocks. The first is a large image of a construction site with the headline 'Rotary responds to earthquake that has devastated areas of Turkey and Syria' and a sub-headline 'Turkey and Syria were struck by a devastating earthquake on 6 February that has killed tens of thousands of people, destroyed homes and other structures, and left people across the region without shelter. Read more >'. The second is a 'Rotary Spotlight' section featuring a photo of a woman and two children, with the text 'Rotary Foundation Trustees establish targeted funds to aid Pakistan and Ukraine. Learn more >'. At the bottom right, there is a section for 'The ROTARY ACTION PLAN' with the Rotary logo.

# Learning Center Home Page

## Course Catalogs – “Courses by Topic”

The screenshot displays the 'Course Catalogs' section of the Rotary Learning Center. At the top, there is a navigation bar with the Rotary logo, a search bar containing the text 'Search content in the platform', and utility icons for help, a trophy, a notification bell, and a user profile with a '25' badge. Below the navigation bar is a dark blue header with a grid icon and the text 'Course Catalogs'. The main content area features a dark blue section titled 'Courses by Topic'. This section contains ten course cards, each with a background image, a title, and a 'VIEW' button. The cards are arranged in three rows: the first row has three cards, the second row has three cards, and the third row has one card centered under the first two of the second row.

Courses by Topic		
 <p><b>About Rotary</b></p> <p><a href="#">VIEW</a></p>	 <p><b>Club Leadership</b></p> <p><a href="#">VIEW</a></p>	 <p><b>District Leadership</b></p> <p><a href="#">VIEW</a></p>
 <p><b>General</b></p> <p><a href="#">VIEW</a></p>	 <p><b>Membership</b></p> <p><a href="#">VIEW</a></p>	 <p><b>Professional Development</b></p> <p><a href="#">VIEW</a></p>
 <p><b>Public Image</b></p> <p><a href="#">VIEW</a></p>	 <p><b>Service</b></p> <p><a href="#">VIEW</a></p>	 <p><b>The Rotary Foundation</b></p> <p><a href="#">VIEW</a></p>
 <p><b>Trainer</b></p> <p><a href="#">VIEW</a></p>		

# Topic: Club Leadership

The screenshot shows the Rotary Club Leadership course catalog page. At the top, there is a navigation bar with the Rotary logo, a search bar, and a notification icon with a red '25'. Below the navigation bar is a breadcrumb trail: < Back > Course Catalogs > Club Leadership. The main header area includes a 'Club Leadership' icon and title. Below this is a filter and search section with 'CATEGORIES', 'FILTERS', a search input, and options for 'CARDS' and 'NAME A-Z'. The main content area displays 26 items in a grid. Each item card features a 'New' badge, a thumbnail image, a title, course details (e.g., 'EN | 15m 00s', '★ 5.0'), and a 'Learning Plan' icon. The items include: 'Be a Vibrant Club', 'Club Administration Committee Basics', 'Club Membership Committee Basics', 'Club President Basics', 'Club President Intermediate', 'Club Public Image Committee Basics', 'Club Rotary Foundation Committee Basics', 'Club Secretary Basics', 'Club Service Projects Committee Basics', 'Club Treasurer Basics', 'Creating an Inclusive Club Culture', and 'Diversify Your Club'. The bottom of the page shows the start of a third row of items.

Rotary

Search content in the platform

< Back Course Catalogs > Club Leadership

Club Leadership

CATEGORIES FILTERS Search... CARDS NAME A-Z

26 items

Be a Vibrant Club New  
EN | 15m 00s ★ 5.0  
E-Learning

Club Administration Committee Basics New  
5 courses | 2h 00m  
Learning Plan

Club Membership Committee Basics New  
11 courses | 4h 30m  
Learning Plan

Club President Basics New  
11 courses | 4h 45m  
Learning Plan

Club President Intermediate New  
10 courses | 4h 30m  
Learning Plan

Club Public Image Committee Basics New  
10 courses | 3h 00m  
Learning Plan

Club Rotary Foundation Committee Basics New  
9 courses | 3h 15m  
Learning Plan

Club Secretary Basics New  
9 courses | 3h 45m  
Learning Plan

Club Service Projects Committee Basics New  
8 courses | 3h 00m  
Learning Plan

Club Treasurer Basics New  
6 courses | 2h 15m  
Learning Plan

Creating an Inclusive Club Culture New  
EN | 15m 00s ★ 5.0  
E-Learning

Diversify Your Club New  
EN | 45m 00s ★ 5.0  
E-Learning


# Course Enrollment Page

The screenshot shows a web interface for a course enrollment page. At the top left is the Rotary logo. A search bar contains the text "Search content in the platform". On the right side of the header, there are icons for help, a trophy, a notification bell, and a profile icon with a red "25" badge. A dark blue navigation bar contains the breadcrumb "Course Catalogs > Course Catalogs > Club President Basics". The main content area features a course card for "Club President Basics" with a duration of "4h 45m" and a blue "ENROLL" button. Below the course card are two tabs: "ABOUT THIS LEARNING PLAN" (which is active) and "LEARNING PLAN STRUCTURE". The active tab contains the text: "Looking for ways to help your club succeed? Get advice on planning for your year, creating an engaging club experience, and working with your leadership team to help your club run smoothly."

Rotary

Search content in the platform

< Back Course Catalogs > Course Catalogs > Club President Basics

 Club President Basics  
Duration: 4h 45m

ENROLL


**ABOUT THIS LEARNING PLAN** LEARNING PLAN STRUCTURE

Looking for ways to help your club succeed? Get advice on planning for your year, creating an engaging club experience, and working with your leadership team to help your club run smoothly.



# Beginning a course – Structure Outline


[< Back](#) [Course Catalogs >](#) [Course Catalogs >](#) [Club President Basics](#)





**Club President Basics**  
Duration: 4h 45m


[PLAY](#)


**ABOUT THIS LEARNING PLAN**    **LEARNING PLAN STRUCTURE**


- 


**Getting Started With the Learning Center**  
E-learning | Duration 15m
- 

**Get Ready: Club President**  
E-learning | Duration 15m
- 

**Managing Club Business**  
E-learning | Duration 30m
- 

**Working With Your Club Leadership Team**  
E-learning | Duration 30m
- 

**Minimizing Risk**  
E-learning | Duration 15m
- 

**Rotary's Action Plan and You**  
E-learning | Duration 15m
- 

**Best Practices for Engaging Members**

<https://learn.rotary.org/members/#panel-0>

# From the Menu: Learning Topics

**Rotary** Search content in the platform

< Back Course Catalogs > Learning Topics

## Learning Topics

Learning topics for members social learning.

### Using Learning Topics

Learning Topics are a great way to share new ideas and useful resources with other members. Check out the topics below for tools and links that can help you and your club. Rotary staff and members are monitoring the content to ensure that the content is relevant. If you have questions about Learning Topics, contact [learn@rotary.org](mailto:learn@rotary.org).

[Learn more](#)

### Learning Topics

☰ 🔍

#### New invitation and enrollments

This is all the new learning content selected for you. 1/3 < >

**Club President Basics**

4h 45m

📅 Learning Plan

**Managing Club Business**

EN | 30m 00s ★ 5.0

📺 E-Learning

**Get Ready: Club President**

EN | 15m 00s ★ 5.0

📺 E-Learning

**Minimizing Risk**

EN | 15m 00s ★ 5.0

📺 E-Learning

### Recent Activities

- MB** You have been enrolled into the course **Rotary Club Central Resources**  
5 minutes ago  
 **Rotary Club Central Resources**  
English | Learner
- MB** You have been enrolled into the course **Best Practices for Engaging Members**  
5 minutes ago  
 **Best Practices for Engaging Members**  
English | Learner
- MB** You have been enrolled into the course **Online Membership Leads**  
5 minutes ago  
 **Online Membership Leads**  
English | Learner
- MB** You have been enrolled into the course **Working With Your Club Leadership Team**  
5 minutes ago  
 **Working With Your Club Leadership Team**

# From the Menu: My Dashboard

The screenshot displays the Rotary 'My Dashboard' interface. At the top, there is a navigation bar with the Rotary logo, a search bar, and utility icons. Below this is a breadcrumb trail: < Back > Course Catalogs > My Dashboard. The main content area is divided into three primary sections: 'My Courses and Learning Plans', 'My Achievements', and 'My Tasks'. 'My Courses and Learning Plans' shows three items: 'Club President Basics' (Not Started, 4h 45m), 'Presidents-elect Training Seminar Leader's Guide' (Completed, 5.0 EN, 15m 00s), and 'Building Rotary's Public Image' (In Progress, 5.0 EN, 15m 00s). 'My Achievements' features tabs for 'BADGES' and 'LEADERBOARDS', showing 'Your Last Awarded Badges' with one awarded badge and one total point. 'My Tasks' has tabs for 'DEADLINES' and 'ASSIGNMENT', displaying a 'Well Done!' message with a thumbs-up icon and a note that nothing is currently happening.

**Rotary** Search content in the platform

< Back Course Catalogs > My Dashboard

## My Dashboard

Member Dashboard with tasks added.

### My Courses and Learning Plans

3 items

- Not Started** Club President Basics  
Learning Plan | 4h 45m
- Completed** Presidents-elect Training Seminar Leader's Guide  
★ 5.0 EN | E-Learning | 15m 00s
- In Progress** Building Rotary's Public Image  
★ 5.0 EN | E-Learning | 15m 00s

### My Achievements

**BADGES** LEADERBOARDS

Your Last Awarded Badges

1 Awarded badges 1 Total points

[VIEW ALL BADGES](#)

### My Tasks

**DEADLINES** ASSIGNMENT

**Well Done!**  
Nothing's happening here right now. Take a well-deserved



# From the Menu: My Activities

The screenshot displays the 'My Activities' dashboard in the Rotary platform. The interface includes a navigation menu on the left with options for Statistics, Courses, Learning Plans, Badges, and Certification. The main content area is divided into several sections:

- Progress:** A donut chart shows 11 (85%) TO BEGIN, 1 (8%) IN PROGRESS, and 1 (8%) COMPLETED.
- My activity in the past 12 months:** A line graph showing the count of training material access from March to February. The y-axis ranges from -1 to 5. The data points are: Mar (0), Apr (0), May (0), Jun (0), Jul (4), Aug (0), Sep (0), Oct (0), Nov (0), Dec (0), Jan (3), Feb (0).
- My top courses (by total time viewed):** Two courses are listed: 'Building Rotary's Public Image' (30m, IN PROGRESS) and 'Presidents-elect Training Seminar Leader's Guide' (24m, COMPLETED).
- My Performance:** A line graph showing performance over time, with a y-axis from 0.0 to 1.0. The data points are all 0.0.
- Statistics in points:** Three metrics are shown: Highest quiz score (0), Lowest quiz score (0), and Average quiz score (0).
- Statistics in percentage:** Three metrics are shown, all with 0% values.

# From the Menu: Questions and Answers

**Rotary** Search content in the platform

Course Catalogs > Questions and Answers

## Questions and Answers

Ask questions and get answers from other users!

**FILTERS** Search... **NEWEST TO OLDEST**

723 items

Related to: [Understanding Rotary Foundation Recognition Points](#)

**MV** Mark Valentine asked • 02/17/2023 07:26 am  
The links in this document do not work for me. How do I find/download a copy of the "Recognition & Transfer Request" form?

**Answer**

Related to: [Rotary's Action Plan Resources](#)

**MC** Ming Chen asked • 02/14/2023 10:14 am  
What does incomplete badges mean? and how to complete?

**Answer**

Related to: [Membership](#)

**MA** Mehmet Altınok asked • 02/12/2023 01:44 am  
In my rotary as setup zoom meeting can we make it so we can enter these meeting to contact rotarians.

**Answer**

**RP** Roberto Perez answered • 02/12/2023 09:18 am  
We do not manage Zoom, this would be a question better sent to Zoom Support. However, Zoom does have a messaging component where you can send private messages if this is what you are referring to.

Since your last visit...

- New Questions: 0
- New Best Answers: 0

Top 10 Topics

- Rotary Trainers**  
316 Questions • 442 Answers  
Weekly Trend: ↗
- Membership**  
176 Questions • 233 Answers  
Weekly Trend: ↗
- Diversity, Equity, and Inclusion: Resources and Discussion**  
96 Questions • 125 Answers  
Weekly Trend: ↘

[Show more](#)

Top 10 Questions and Answers

- Roberto Perez**  
146 Answers  
14 Best Answers