

# Download 2018 Foundation Banquet Photos

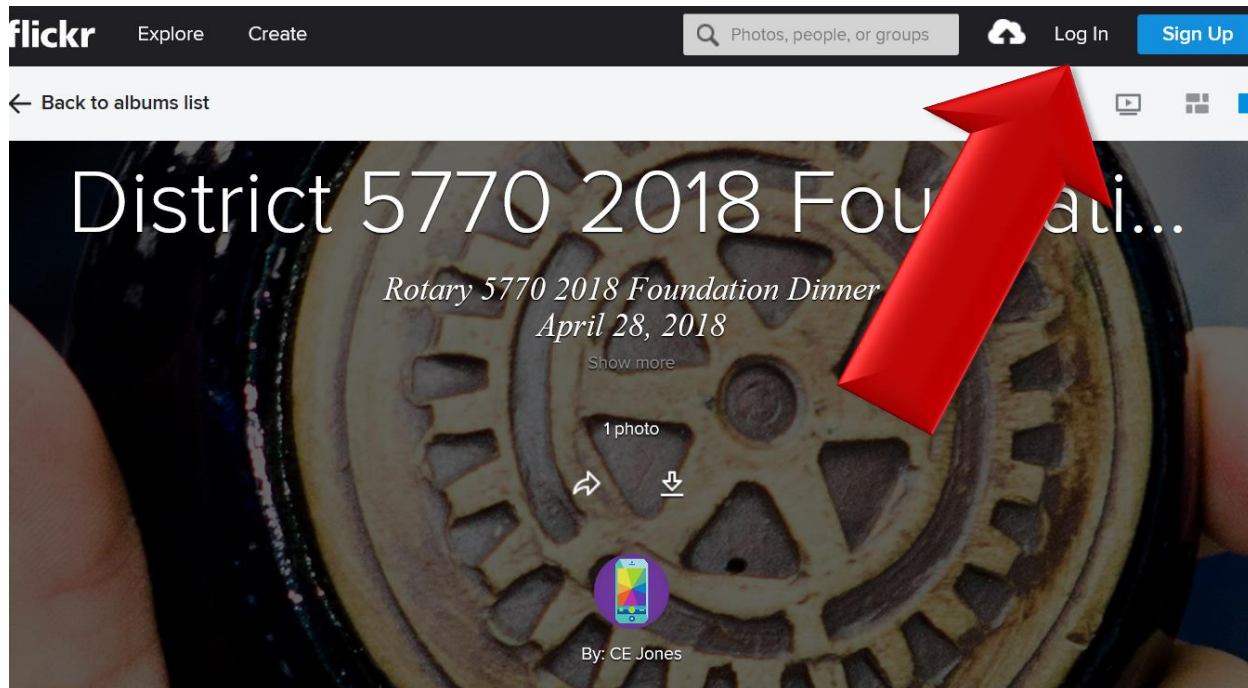
## Signing In

Click the link on the District Website: [www.rotary5770.com](http://www.rotary5770.com).

This will take you to the Foundation Banquet photo album on the Flickr website.

You can also click [HERE](#) to go to the album.

Click the Log In button in the top right corner of the screen.

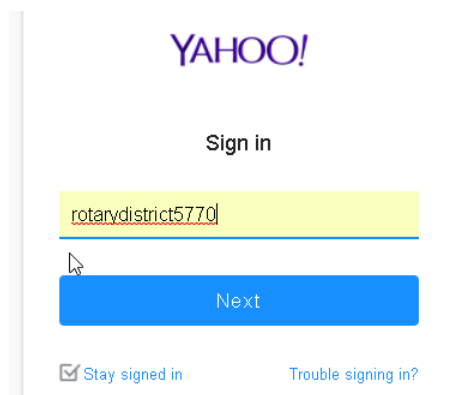


You might be prompted to Add Account. If so, click the Add Account button.

Click in the User Name field.

Type this for the user name:

Rotarydistrict5770

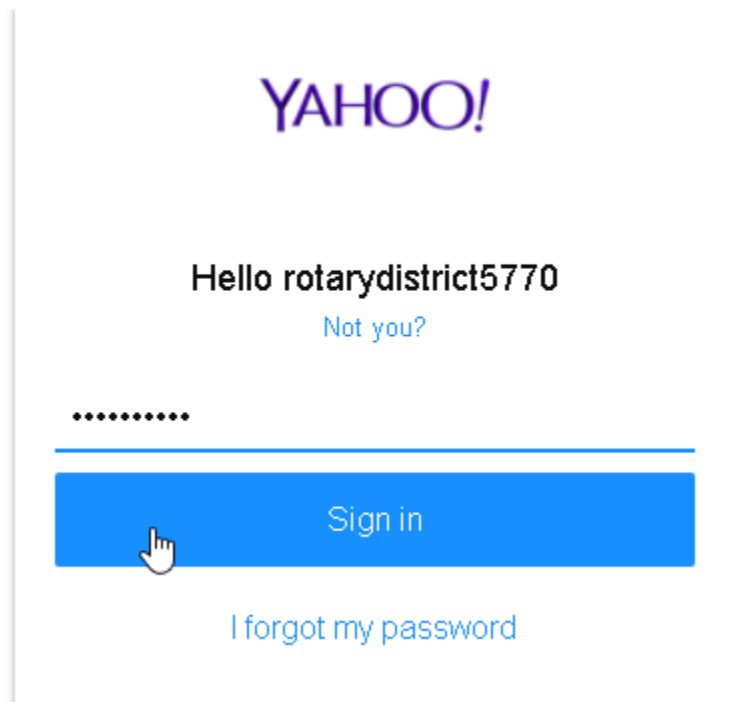


Click Next

# Download 2018 Foundation Banquet Photos

Click in the Password field and type this for the password:

PaulHarris (must capitalize Paul and Harris – all one word)



YAHOO!

Hello rotarydistrict5770

[Not you?](#)

.....

Sign in

[I forgot my password](#)


Click Sign in.

# Download 2018 Foundation Banquet Photos

## Downloading Photos

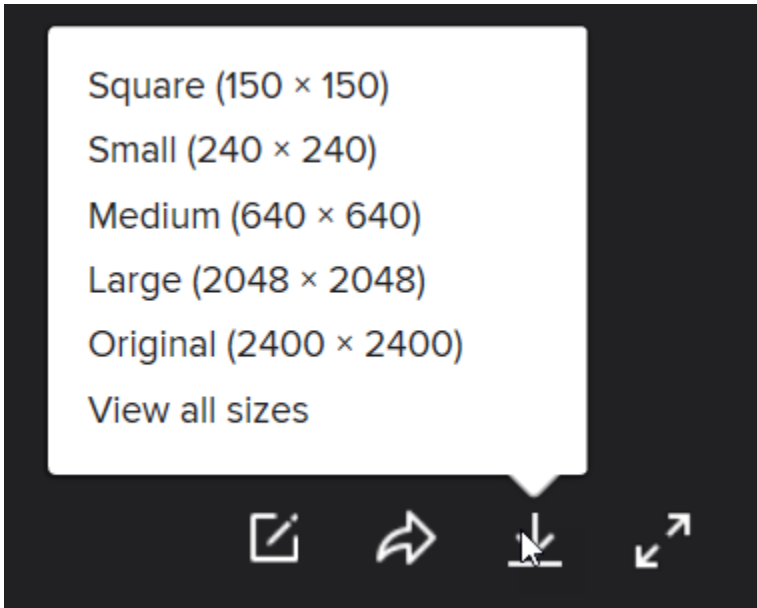
Click the photo you want to download.

Click the download button. It looks like a down arrow in the lower right corner of the photo.



# Download 2018 Foundation Banquet Photos

Select the size of photo you want to save.



Select Original for printing the photo.

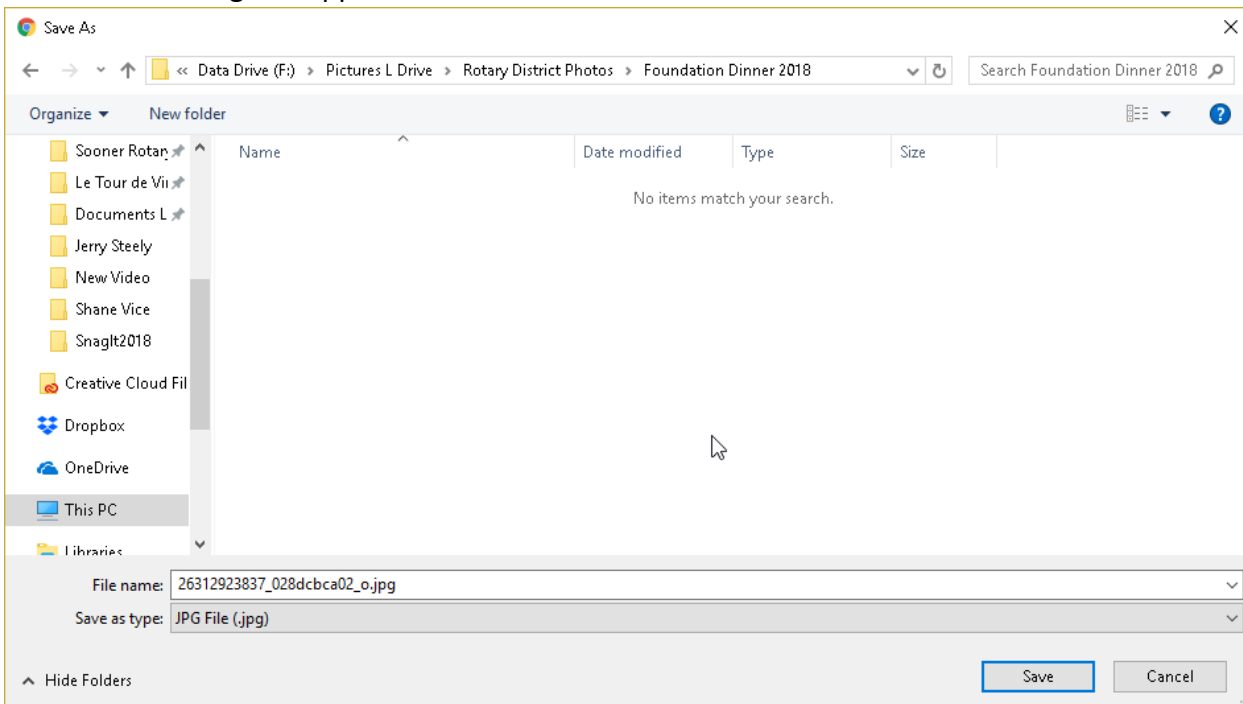
Select Small or Medium to use online or on your phone/tablet

Depending on your computer/browser, these two items may appear:

At the bottom of the browser, a Save As bar will appear. Click the down arrow for Save.

Select Save As.

The Save As dialog box appears.



# Download 2018 Foundation Banquet Photos

Navigate to where you want to save the photo.

Hint: If you insert a flash drive before you save the files, navigate to the flash drive so you can take the photos to a photo center for printing.

Rename the file so you can recognize it.

Click Save.

For best results, save the photo on a flash drive and take it to a photo lab. Such as the ones at Target, Walmart, Sams, Walgreens or CVS.