



CLUB FUNDRAISING ANALYSIS

INTERIM RESULTS FOR JULY THROUGH FEBRUARY (2025-26)

District 5810

Annual Fund Goal

2025-26	\$5,000
2024-25	\$0
2023-24	\$4,000
2022-23	\$5,000
2021-22	\$2,300

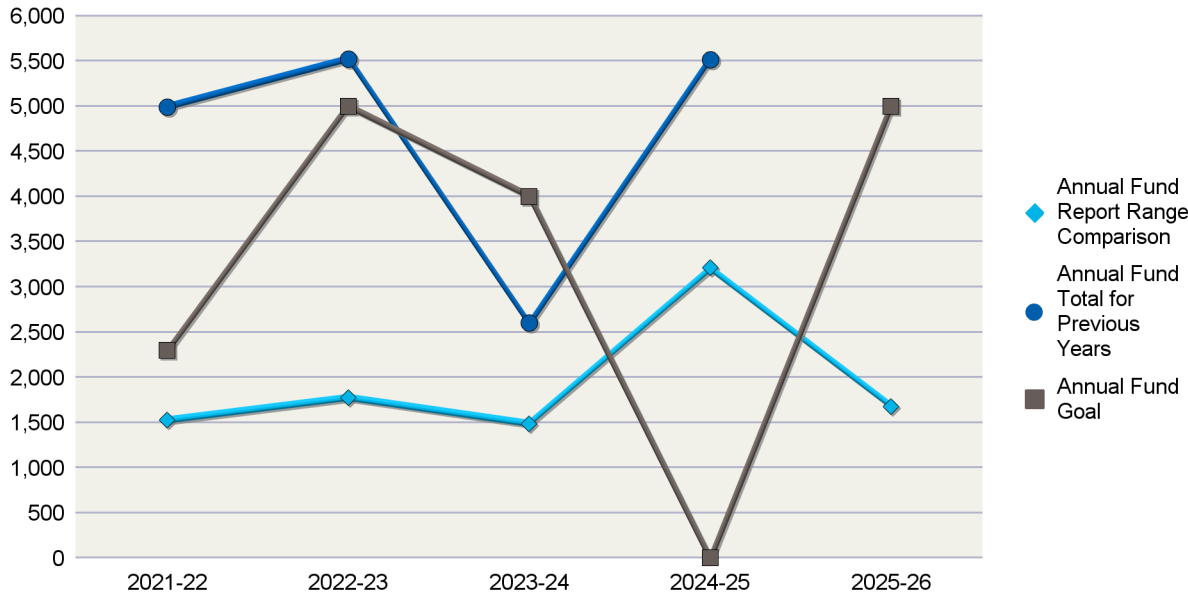
Annual Fund Contributions

2025-26	\$1,675
2024-25	\$5,517
2023-24	\$2,601
2022-23	\$5,524
2021-22	\$4,990

Addison Midday, TX (65495)

Total Contributions*

2025-26	\$2,175
2024-25	\$6,617
2023-24	\$2,901
2022-23	\$6,174
2021-22	\$5,490



AF Per Capita	Club	District
2025-26	\$60	\$94
2024-25	\$184	\$135
2023-24	\$93	\$152
2022-23	\$212	\$140
2021-22	\$217	\$161

Membership

2025-26	28
2024-25	30
2023-24	28
2022-23	26
2021-22	23

	EREY Members	Sustaining Members	PHS Eligible
2025-26	4	3	0
2024-25	21	18	2
2023-24	6	5	1
2022-23	22	18	2
2021-22	21	15	3

Annual Fund Report Range Comparison is the Annual Fund giving from 1 July to 28 February for current and previous years

The prior four-year average in Annual Fund giving from July through 28 February is \$1,999. This figure can be used to compare Annual Fund giving for the current Rotary year.

*Total Contributions include Annual Fund, PolioPlus, approved Foundation Grants, Other Giving, and Endowment contributions for the reporting period.

For questions and additional club reports please use [MyRotary](#) or call the Rotary Support Center toll free at (+1-866-976-8279) or by email at (rotarysupportcenter@rotary.org).

Note: 'EREY Members' reflect the number of donors who contributed some amount to the Annual Fund during the Rotary Year. 'Sustaining Members' reflect the number of donors who contributed US\$100 or more to the Annual Fund. 'PHS Eligible' reflect the number of donors who contributed US\$1,000 or more to the Annual Fund, Polio Plus or approved Foundation Grant.



CLUB FUNDRAISING ANALYSIS

INTERIM RESULTS FOR JULY THROUGH FEBRUARY (2025-26)

District 5810

Addison, TX (22083)

Annual Fund Goal

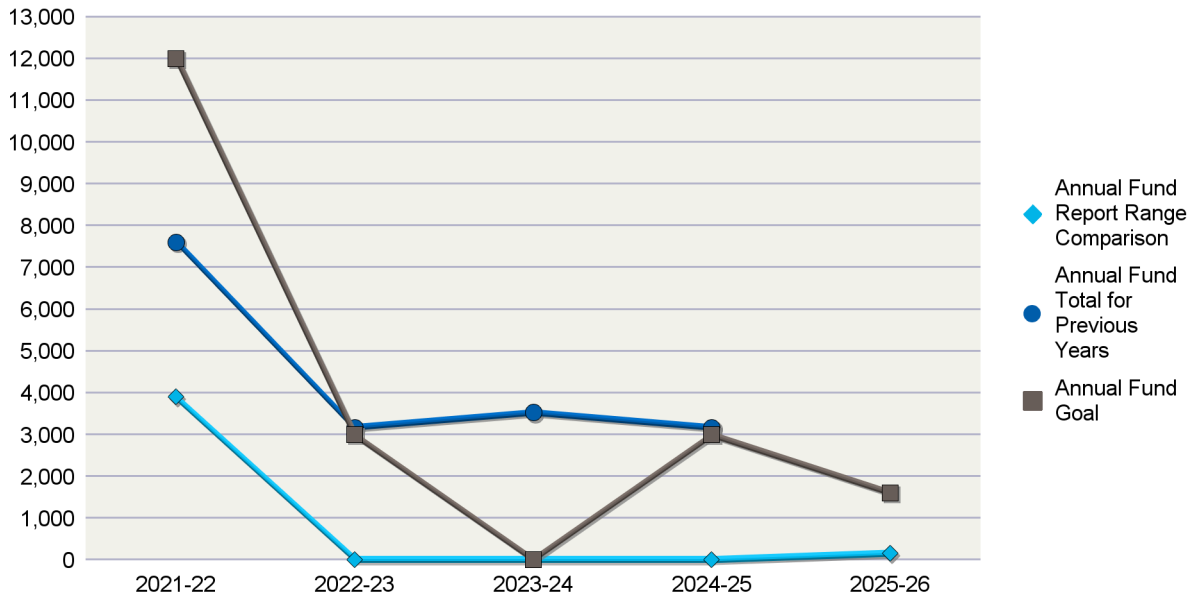
2025-26	\$1,600
2024-25	\$3,000
2023-24	\$0
2022-23	\$3,000
2021-22	\$12,000

Annual Fund Contributions

2025-26	\$154
2024-25	\$3,170
2023-24	\$3,530
2022-23	\$3,175
2021-22	\$7,600

Total Contributions*

2025-26	\$154
2024-25	\$6,210
2023-24	\$6,615
2022-23	\$32,476
2021-22	\$58,675



AF Per Capita	Club	District
2025-26	\$4	\$94
2024-25	\$96	\$135
2023-24	\$104	\$152
2022-23	\$102	\$140
2021-22	\$238	\$161

Membership

2025-26	37
2024-25	33
2023-24	34
2022-23	31
2021-22	32

	EREY Members	Sustaining Members	PHS Eligible
2025-26	0	0	0
2024-25	35	25	0
2023-24	33	27	0
2022-23	29	24	0
2021-22	34	33	0

Annual Fund Report Range Comparison is the Annual Fund giving from 1 July to 28 February for current and previous years

The prior four-year average in Annual Fund giving from July through 28 February is \$975. This figure can be used to compare Annual Fund giving for the current Rotary year.

*Total Contributions include Annual Fund, PolioPlus, approved Foundation Grants, Other Giving, and Endowment contributions for the reporting period.

For questions and additional club reports please use [MyRotary](#) or call the Rotary Support Center toll free at (+1-866-976-8279) or by email at (rotarysupportcenter@rotary.org).

Note: 'EREY Members' reflect the number of donors who contributed some amount to the Annual Fund during the Rotary Year. 'Sustaining Members' reflect the number of donors who contributed US\$100 or more to the Annual Fund. 'PHS Eligible' reflect the number of donors who contributed US\$1,000 or more to the Annual Fund, Polio Plus or approved Foundation Grant.



CLUB FUNDRAISING ANALYSIS

INTERIM RESULTS FOR JULY THROUGH FEBRUARY (2025-26)

District 5810

Annual Fund Goal

2025-26	\$9,000
2024-25	\$9,000
2023-24	\$9,000
2022-23	\$5,000
2021-22	\$5,000

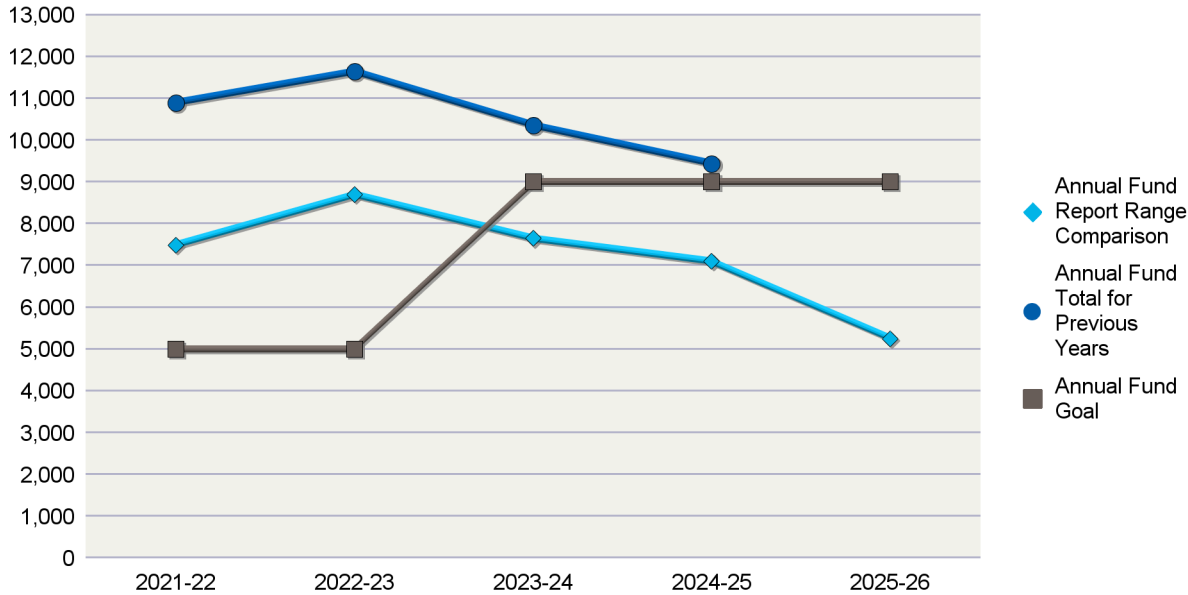
Annual Fund Contributions

2025-26	\$5,248
2024-25	\$9,437
2023-24	\$10,355
2022-23	\$11,645
2021-22	\$10,895

Allen Sunrise, TX (50711)

Total Contributions*

2025-26	\$5,448
2024-25	\$9,742
2023-24	\$10,495
2022-23	\$11,645
2021-22	\$11,760



AF Per Capita	Club	District
2025-26	\$109	\$94
2024-25	\$175	\$135
2023-24	\$188	\$152
2022-23	\$248	\$140
2021-22	\$253	\$161

Membership

2025-26	48
2024-25	54
2023-24	55
2022-23	47
2021-22	43

	EREY Members	Sustaining Members	PHS Eligible
2025-26	12	9	2
2024-25	17	17	5
2023-24	21	21	5
2022-23	21	20	5
2021-22	18	16	5

Annual Fund Report Range Comparison is the Annual Fund giving from 1 July to 28 February for current and previous years

The prior four-year average in Annual Fund giving from July through 28 February is \$7,733. This figure can be used to compare Annual Fund giving for the current Rotary year.

*Total Contributions include Annual Fund, PolioPlus, approved Foundation Grants, Other Giving, and Endowment contributions for the reporting period.

For questions and additional club reports please use [MyRotary](#) or call the Rotary Support Center toll free at (+1-866-976-8279) or by email at (rotarysupportcenter@rotary.org).

Note: 'EREY Members' reflect the number of donors who contributed some amount to the Annual Fund during the Rotary Year. 'Sustaining Members' reflect the number of donors who contributed US\$100 or more to the Annual Fund. 'PHS Eligible' reflect the number of donors who contributed US\$1,000 or more to the Annual Fund, Polio Plus or approved Foundation Grant.



CLUB FUNDRAISING ANALYSIS

INTERIM RESULTS FOR JULY THROUGH FEBRUARY (2025-26)

District 5810

Allen, TX (1816)

Annual Fund Goal

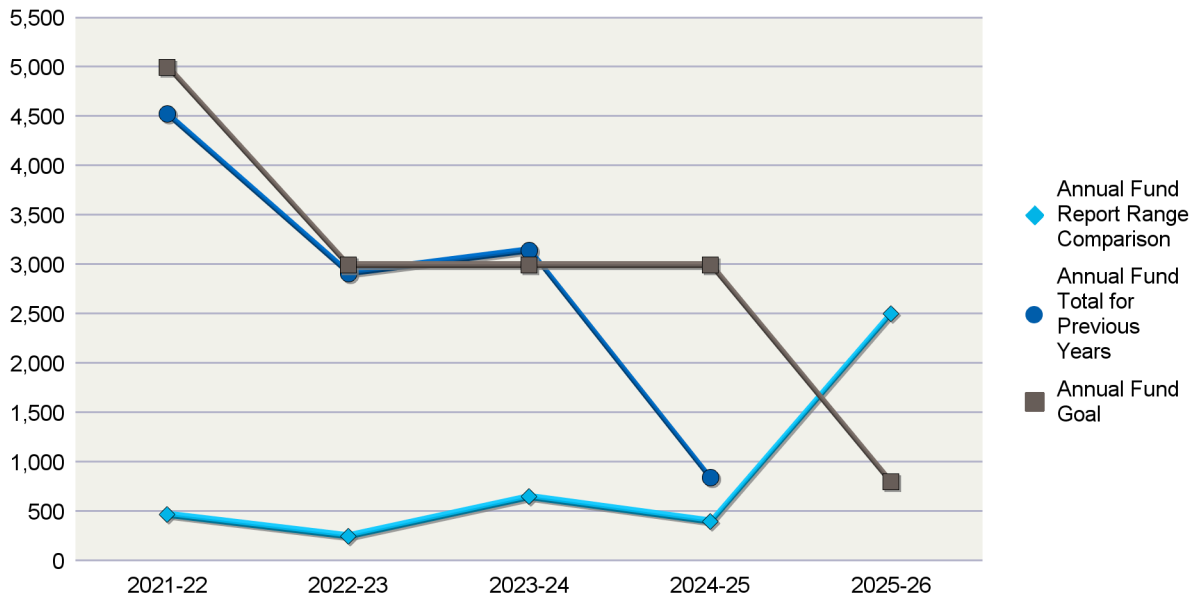
2025-26	\$800
2024-25	\$3,000
2023-24	\$3,000
2022-23	\$3,000
2021-22	\$5,000

Annual Fund Contributions

2025-26	\$2,504
2024-25	\$850
2023-24	\$3,148
2022-23	\$2,913
2021-22	\$4,531

Total Contributions*

2025-26	\$3,504
2024-25	\$2,775
2023-24	\$3,148
2022-23	\$3,313
2021-22	\$4,904



AF Per Capita	Club	District
2025-26	\$78	\$94
2024-25	\$24	\$135
2023-24	\$87	\$152
2022-23	\$91	\$140
2021-22	\$119	\$161

Membership	
2025-26	32
2024-25	36
2023-24	36
2022-23	32
2021-22	38

	EREY Members	Sustaining Members	PHS Eligible
2025-26	23	15	1
2024-25	2	2	0
2023-24	23	22	0
2022-23	31	17	0
2021-22	37	29	0

Annual Fund Report Range Comparison is the Annual Fund giving from 1 July to 28 February for current and previous years

The prior four-year average in Annual Fund giving from July through 28 February is \$443. This figure can be used to compare Annual Fund giving for the current Rotary year.

*Total Contributions include Annual Fund, PolioPlus, approved Foundation Grants, Other Giving, and Endowment contributions for the reporting period.

For questions and additional club reports please use [MyRotary](#) or call the Rotary Support Center toll free at (+1-866-976-8279) or by email at (rotarysupportcenter@rotary.org).

Note: 'EREY Members' reflect the number of donors who contributed some amount to the Annual Fund during the Rotary Year. 'Sustaining Members' reflect the number of donors who contributed US\$100 or more to the Annual Fund. 'PHS Eligible' reflect the number of donors who contributed US\$1,000 or more to the Annual Fund, Polio Plus or approved Foundation Grant.



CLUB FUNDRAISING ANALYSIS

INTERIM RESULTS FOR JULY THROUGH FEBRUARY (2025-26)

District 5810

Annual Fund Goal

2025-26	\$0
2024-25	\$0
2023-24	\$0
2022-23	\$0
2021-22	\$0

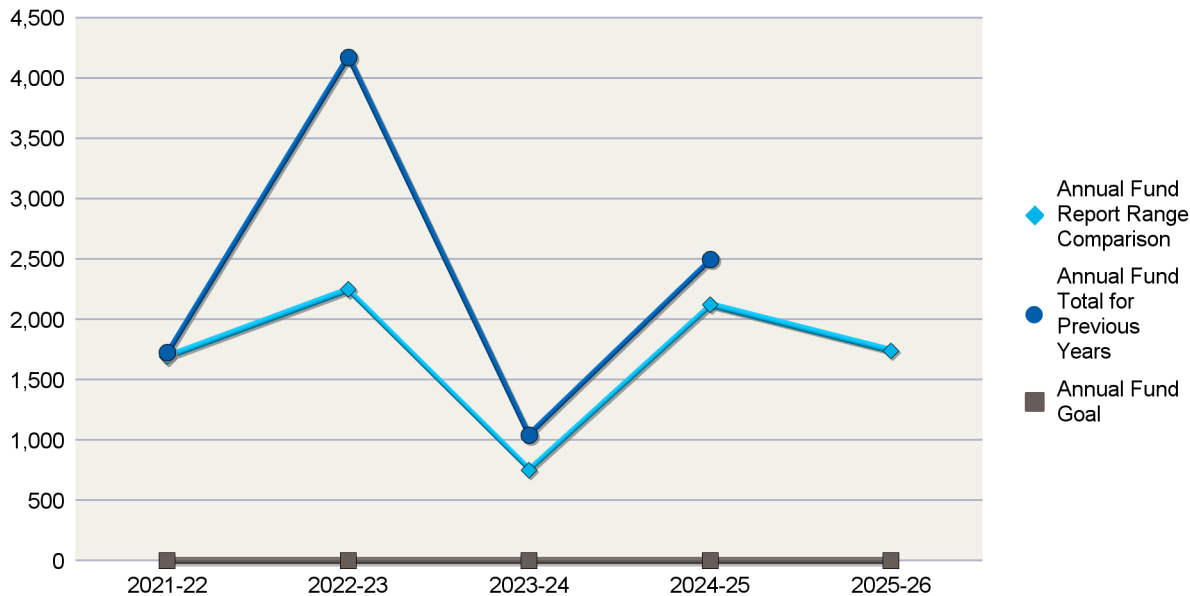
Annual Fund Contributions

2025-26	\$1,739
2024-25	\$2,498
2023-24	\$1,044
2022-23	\$4,174
2021-22	\$1,730

Bonham, TX (1817)

Total Contributions*

2025-26	\$1,959
2024-25	\$2,788
2023-24	\$2,104
2022-23	\$5,429
2021-22	\$2,303



AF Per Capita Club District

2025-26	\$45	\$94
2024-25	\$57	\$135
2023-24	\$25	\$152
2022-23	\$110	\$140
2021-22	\$47	\$161

Membership

2025-26	39
2024-25	44
2023-24	41
2022-23	38
2021-22	37

	EREY Members	Sustaining Members	PHS Eligible
2025-26	2	1	0
2024-25	2	2	1
2023-24	2	2	1
2022-23	2	2	0
2021-22	2	2	0

Annual Fund Report Range Comparison is the Annual Fund giving from 1 July to 28 February for current and previous years

The prior four-year average in Annual Fund giving from July through 28 February is \$1,703. This figure can be used to compare Annual Fund giving for the current Rotary year.

*Total Contributions include Annual Fund, PolioPlus, approved Foundation Grants, Other Giving, and Endowment contributions for the reporting period.

For questions and additional club reports please use [MyRotary](#) or call the Rotary Support Center toll free at (+1-866-976-8279) or by email at (rotarysupportcenter@rotary.org).

Note: 'EREY Members' reflect the number of donors who contributed some amount to the Annual Fund during the Rotary Year. 'Sustaining Members' reflect the number of donors who contributed US\$100 or more to the Annual Fund. 'PHS Eligible' reflect the number of donors who contributed US\$1,000 or more to the Annual Fund, Polio Plus or approved Foundation Grant.



CLUB FUNDRAISING ANALYSIS

INTERIM RESULTS FOR JULY THROUGH FEBRUARY (2025-26)

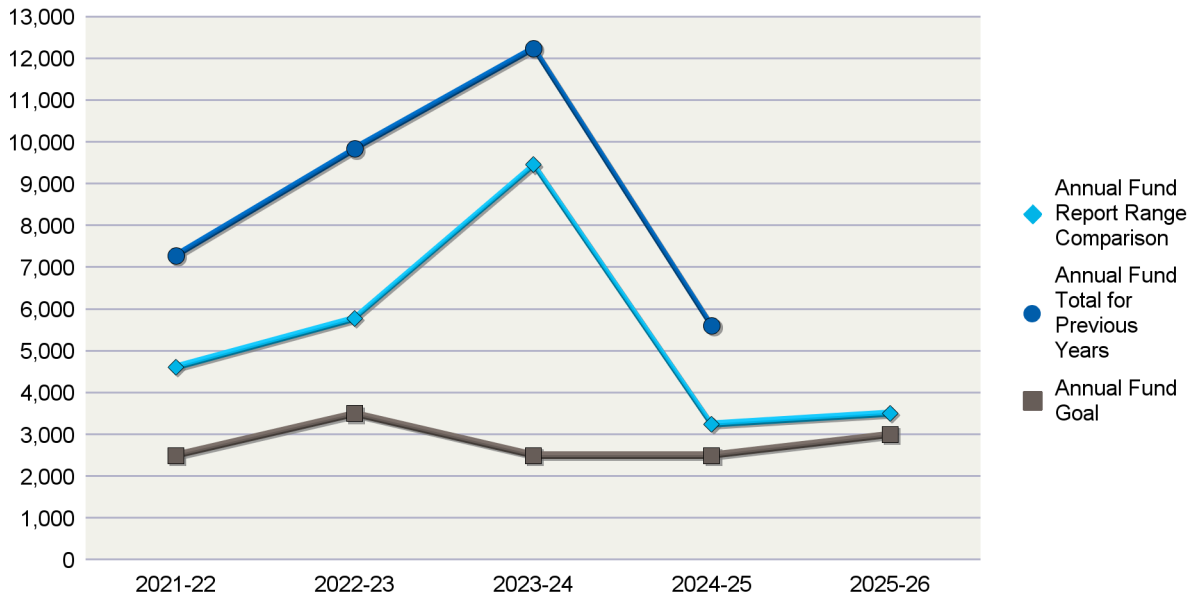
District 5810

Annual Fund Goal

2025-26	\$3,000
2024-25	\$2,500
2023-24	\$2,500
2022-23	\$3,500
2021-22	\$2,500

Annual Fund Contributions

2025-26	\$3,507
2024-25	\$5,607
2023-24	\$12,247
2022-23	\$9,840
2021-22	\$7,280



Annual Fund Report Range Comparison is the Annual Fund giving from 1 July to 28 February for current and previous years

The prior four-year average in Annual Fund giving from July through 28 February is \$5,773. This figure can be used to compare Annual Fund giving for the current Rotary year.

*Total Contributions include Annual Fund, PolioPlus, approved Foundation Grants, Other Giving, and Endowment contributions for the reporting period.

For questions and additional club reports please use [MyRotary](#) or call the Rotary Support Center toll free at (+1-866-976-8279) or by email at (rotarysupportcenter@rotary.org).

Carrollton-Farmers Branch, TX (1819)

Total Contributions*

2025-26	\$4,699
2024-25	\$5,659
2023-24	\$13,743
2022-23	\$10,340
2021-22	\$7,455

AF Per Capita Club District

2025-26	\$46	\$94
2024-25	\$75	\$135
2023-24	\$183	\$152
2022-23	\$128	\$140
2021-22	\$100	\$161

Membership

2025-26	77
2024-25	75
2023-24	67
2022-23	77
2021-22	73

	EREY Members	Sustaining Members	PHS Eligible
2025-26	27	5	1
2024-25	26	25	1
2023-24	30	27	3
2022-23	27	25	4
2021-22	27	26	0

Note: 'EREY Members' reflect the number of donors who contributed some amount to the Annual Fund during the Rotary Year. 'Sustaining Members' reflect the number of donors who contributed US\$100 or more to the Annual Fund. 'PHS Eligible' reflect the number of donors who contributed US\$1,000 or more to the Annual Fund, Polio Plus or approved Foundation Grant.



CLUB FUNDRAISING ANALYSIS

INTERIM RESULTS FOR JULY THROUGH FEBRUARY (2025-26)

District 5810

Annual Fund Goal

2025-26	\$1,000
2024-25	\$1,500
2023-24	\$1,500
2022-23	\$1,500
2021-22	\$0

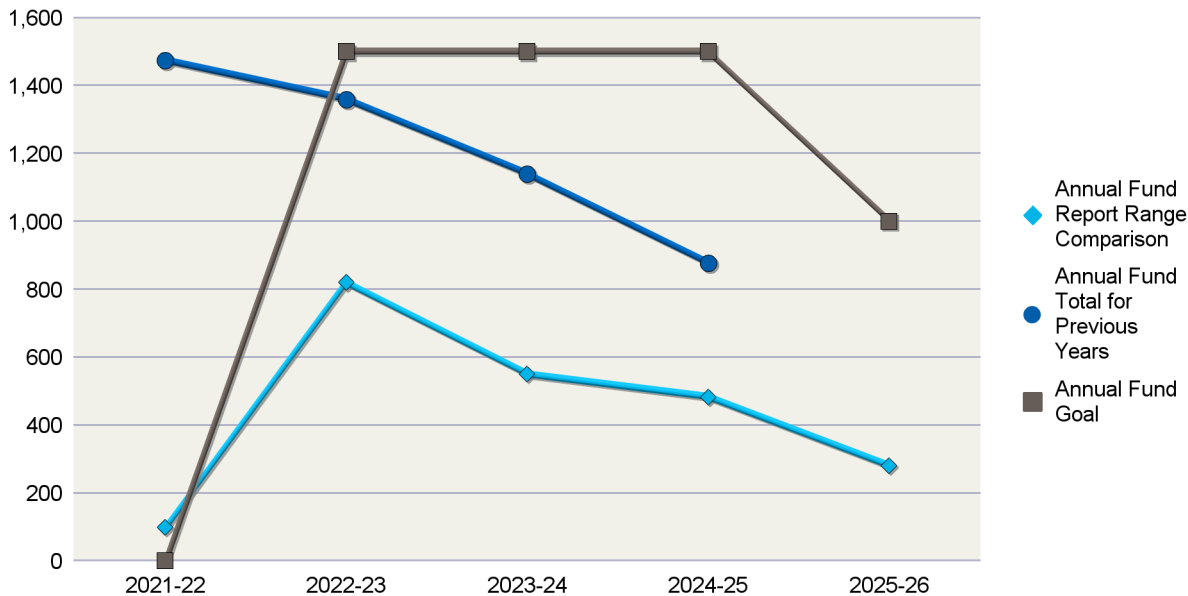
Annual Fund Contributions

2025-26	\$280
2024-25	\$877
2023-24	\$1,140
2022-23	\$1,360
2021-22	\$1,475

Cedar Hill, TX (62286)

Total Contributions*

2025-26	\$384
2024-25	\$2,877
2023-24	\$2,240
2022-23	\$2,360
2021-22	\$2,575



AF Per Capita	Club	District
2025-26	\$23	\$94
2024-25	\$55	\$135
2023-24	\$81	\$152
2022-23	\$85	\$140
2021-22	\$98	\$161

Membership

2025-26	12
2024-25	16
2023-24	14
2022-23	16
2021-22	15

	EREY Members	Sustaining Members	PHS Eligible
2025-26	4	1	0
2024-25	6	5	0
2023-24	6	5	0
2022-23	7	4	0
2021-22	7	6	0

Annual Fund Report Range Comparison is the Annual Fund giving from 1 July to 28 February for current and previous years

The prior four-year average in Annual Fund giving from July through 28 February is \$488. This figure can be used to compare Annual Fund giving for the current Rotary year.

*Total Contributions include Annual Fund, PolioPlus, approved Foundation Grants, Other Giving, and Endowment contributions for the reporting period.

For questions and additional club reports please use [MyRotary](#) or call the Rotary Support Center toll free at (+1-866-976-8279) or by email at (rotarysupportcenter@rotary.org).

Note: 'EREY Members' reflect the number of donors who contributed some amount to the Annual Fund during the Rotary Year. 'Sustaining Members' reflect the number of donors who contributed US\$100 or more to the Annual Fund. 'PHS Eligible' reflect the number of donors who contributed US\$1,000 or more to the Annual Fund, Polio Plus or approved Foundation Grant.



CLUB FUNDRAISING ANALYSIS

INTERIM RESULTS FOR JULY THROUGH FEBRUARY (2025-26)

District 5810

Annual Fund Goal

2025-26	\$0
2024-25	\$0
2023-24	\$0
2022-23	\$250
2021-22	\$0

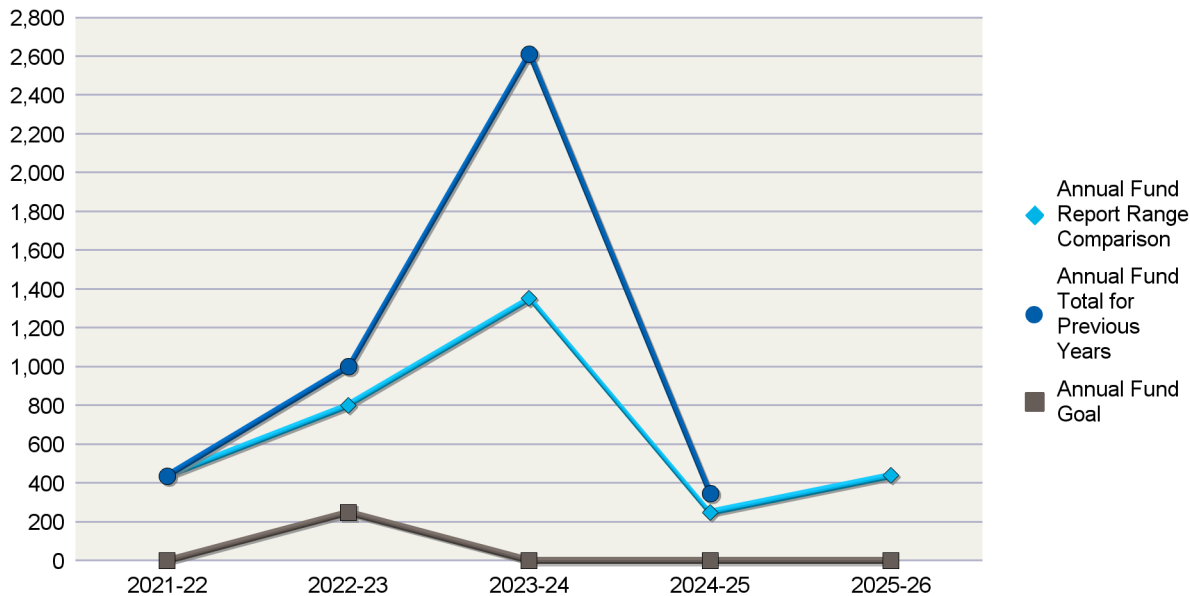
Annual Fund Contributions

2025-26	\$440
2024-25	\$349
2023-24	\$2,614
2022-23	\$1,003
2021-22	\$438

Collin County, TX (222591)

Total Contributions*

2025-26	\$1,440
2024-25	\$549
2023-24	\$2,714
2022-23	\$1,353
2021-22	\$688



AF Per Capita	Club	District
2025-26	\$26	\$94
2024-25	\$15	\$135
2023-24	\$119	\$152
2022-23	\$46	\$140
2021-22	\$22	\$161

Membership

2025-26	17
2024-25	24
2023-24	22
2022-23	22
2021-22	20

	EREY Members	Sustaining Members	PHS Eligible
2025-26	3	1	0
2024-25	4	1	0
2023-24	16	9	0
2022-23	9	5	0
2021-22	11	1	0

Annual Fund Report Range Comparison is the Annual Fund giving from 1 July to 28 February for current and previous years

The prior four-year average in Annual Fund giving from July through 28 February is \$710. This figure can be used to compare Annual Fund giving for the current Rotary year.

*Total Contributions include Annual Fund, PolioPlus, approved Foundation Grants, Other Giving, and Endowment contributions for the reporting period.

For questions and additional club reports please use [MyRotary](#) or call the Rotary Support Center toll free at (+1-866-976-8279) or by email at (rotarysupportcenter@rotary.org).

Note: 'EREY Members' reflect the number of donors who contributed some amount to the Annual Fund during the Rotary Year. 'Sustaining Members' reflect the number of donors who contributed US\$100 or more to the Annual Fund. 'PHS Eligible' reflect the number of donors who contributed US\$1,000 or more to the Annual Fund, Polio Plus or approved Foundation Grant.



CLUB FUNDRAISING ANALYSIS

INTERIM RESULTS FOR JULY THROUGH FEBRUARY (2025-26)

District 5810

Annual Fund Goal

2025-26	\$0
2024-25	\$0
2023-24	\$0
2022-23	\$1,000
2021-22	\$0

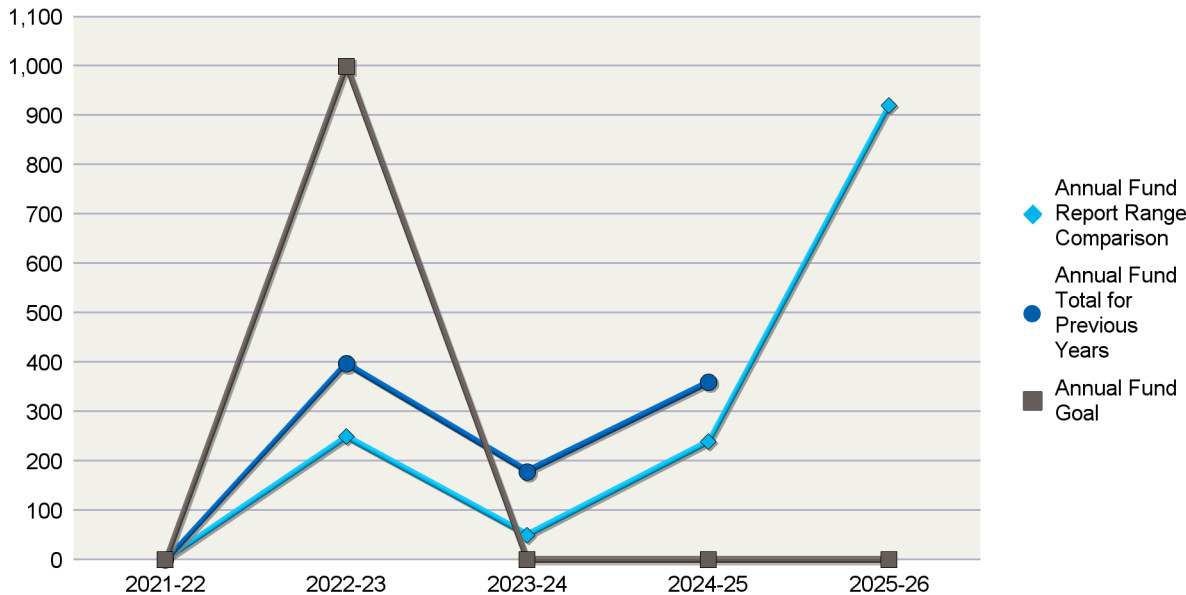
Annual Fund Contributions

2025-26	\$920
2024-25	\$360
2023-24	\$179
2022-23	\$398
2021-22	\$0

Commerce, TX (1820)

Total Contributions*

2025-26	\$1,020
2024-25	\$460
2023-24	\$814
2022-23	\$498
2021-22	\$100



AF Per Capita	Club	District
2025-26	\$37	\$94
2024-25	\$12	\$135
2023-24	\$8	\$152
2022-23	\$12	\$140
2021-22	\$0	\$161

Membership

2025-26	25
2024-25	31
2023-24	23
2022-23	32
2021-22	25

	EREY Members	Sustaining Members	PHS Eligible
2025-26	4	1	0
2024-25	3	3	0
2023-24	1	0	0
2022-23	2	1	0
2021-22	0	0	0

Annual Fund Report Range Comparison is the Annual Fund giving from 1 July to 28 February for current and previous years

The prior four-year average in Annual Fund giving from July through 28 February is \$135. This figure can be used to compare Annual Fund giving for the current Rotary year.

*Total Contributions include Annual Fund, PolioPlus, approved Foundation Grants, Other Giving, and Endowment contributions for the reporting period.

For questions and additional club reports please use [MyRotary](#) or call the Rotary Support Center toll free at (+1-866-976-8279) or by email at (rotarysupportcenter@rotary.org).

Note: 'EREY Members' reflect the number of donors who contributed some amount to the Annual Fund during the Rotary Year. 'Sustaining Members' reflect the number of donors who contributed US\$100 or more to the Annual Fund. 'PHS Eligible' reflect the number of donors who contributed US\$1,000 or more to the Annual Fund, Polio Plus or approved Foundation Grant.



CLUB FUNDRAISING ANALYSIS

INTERIM RESULTS FOR JULY THROUGH FEBRUARY (2025-26)

District 5810

Annual Fund Goal

2025-26	\$10,000
2024-25	\$7,500
2023-24	\$7,500
2022-23	\$5,000
2021-22	\$3,250

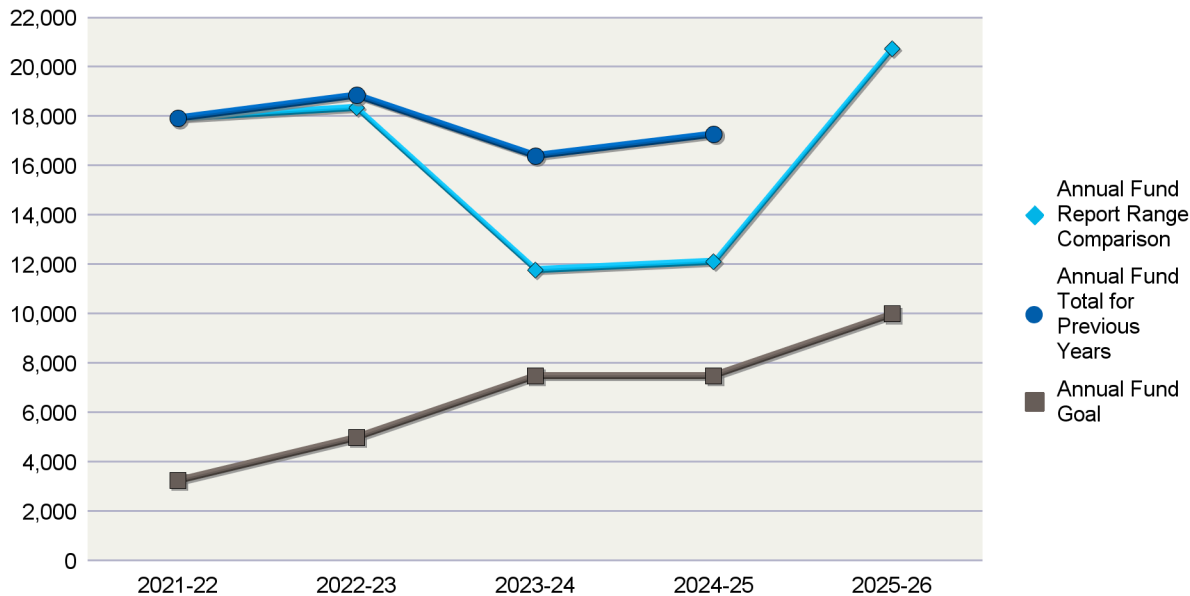
Annual Fund Contributions

2025-26	\$20,746
2024-25	\$17,282
2023-24	\$16,399
2022-23	\$18,858
2021-22	\$17,923

Coppell, TX (21113)

Total Contributions*

2025-26	\$22,896
2024-25	\$24,947
2023-24	\$27,299
2022-23	\$27,477
2021-22	\$20,523



AF Per Capita	Club	District
2025-26	\$519	\$94
2024-25	\$691	\$135
2023-24	\$547	\$152
2022-23	\$725	\$140
2021-22	\$747	\$161

Membership

2025-26	40
2024-25	25
2023-24	30
2022-23	26
2021-22	24

	EREY Members	Sustaining Members	PHS Eligible
2025-26	2	2	1
2024-25	29	9	2
2023-24	32	28	2
2022-23	29	23	3
2021-22	27	26	3

Annual Fund Report Range Comparison is the Annual Fund giving from 1 July to 28 February for current and previous years

The prior four-year average in Annual Fund giving from July through 28 February is \$15,048. This figure can be used to compare Annual Fund giving for the current Rotary year.

*Total Contributions include Annual Fund, PolioPlus, approved Foundation Grants, Other Giving, and Endowment contributions for the reporting period.

For questions and additional club reports please use [MyRotary](#) or call the Rotary Support Center toll free at (+1-866-976-8279) or by email at (rotarysupportcenter@rotary.org).

Note: 'EREY Members' reflect the number of donors who contributed some amount to the Annual Fund during the Rotary Year. 'Sustaining Members' reflect the number of donors who contributed US\$100 or more to the Annual Fund. 'PHS Eligible' reflect the number of donors who contributed US\$1,000 or more to the Annual Fund, Polio Plus or approved Foundation Grant.



CLUB FUNDRAISING ANALYSIS

INTERIM RESULTS FOR JULY THROUGH FEBRUARY (2025-26)

District 5810

Dallas, TX (1821)

Annual Fund Goal

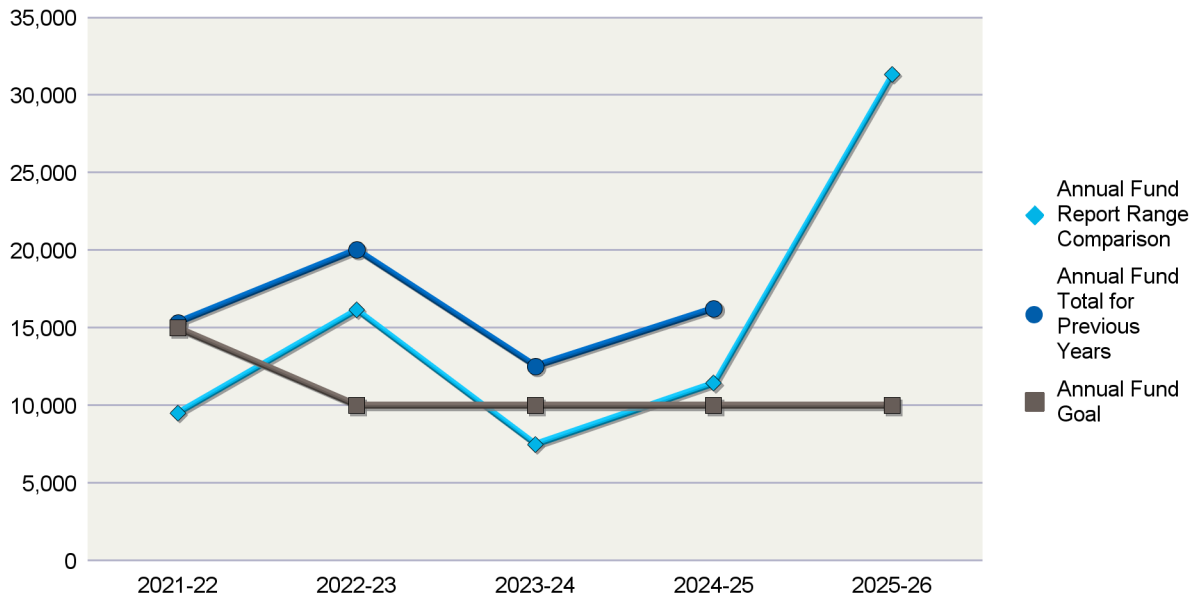
2025-26	\$10,000
2024-25	\$10,000
2023-24	\$10,000
2022-23	\$10,000
2021-22	\$15,000

Annual Fund Contributions

2025-26	\$31,335
2024-25	\$16,279
2023-24	\$12,531
2022-23	\$20,063
2021-22	\$15,354

Total Contributions*

2025-26	\$45,760
2024-25	\$109,826
2023-24	\$56,842
2022-23	\$58,505
2021-22	\$68,018



AF Per Capita	Club	District
2025-26	\$229	\$94
2024-25	\$115	\$135
2023-24	\$88	\$152
2022-23	\$142	\$140
2021-22	\$113	\$161

Membership

2025-26	137
2024-25	141
2023-24	143
2022-23	141
2021-22	136

	EREY Members	Sustaining Members	PHS Eligible
2025-26	26	25	9
2024-25	28	26	9
2023-24	25	24	10
2022-23	32	32	11
2021-22	26	25	14

Annual Fund Report Range Comparison is the Annual Fund giving from 1 July to 28 February for current and previous years

The prior four-year average in Annual Fund giving from July through 28 February is \$11,158. This figure can be used to compare Annual Fund giving for the current Rotary year.

*Total Contributions include Annual Fund, PolioPlus, approved Foundation Grants, Other Giving, and Endowment contributions for the reporting period.

For questions and additional club reports please use [MyRotary](#) or call the Rotary Support Center toll free at (+1-866-976-8279) or by email at (rotarysupportcenter@rotary.org).

Note: 'EREY Members' reflect the number of donors who contributed some amount to the Annual Fund during the Rotary Year. 'Sustaining Members' reflect the number of donors who contributed US\$100 or more to the Annual Fund. 'PHS Eligible' reflect the number of donors who contributed US\$1,000 or more to the Annual Fund, Polio Plus or approved Foundation Grant.



CLUB FUNDRAISING ANALYSIS

INTERIM RESULTS FOR JULY THROUGH FEBRUARY (2025-26)

District 5810

Annual Fund Goal

2025-26	\$4,500
2024-25	\$4,000
2023-24	\$3,000
2022-23	\$2,500
2021-22	\$4,500

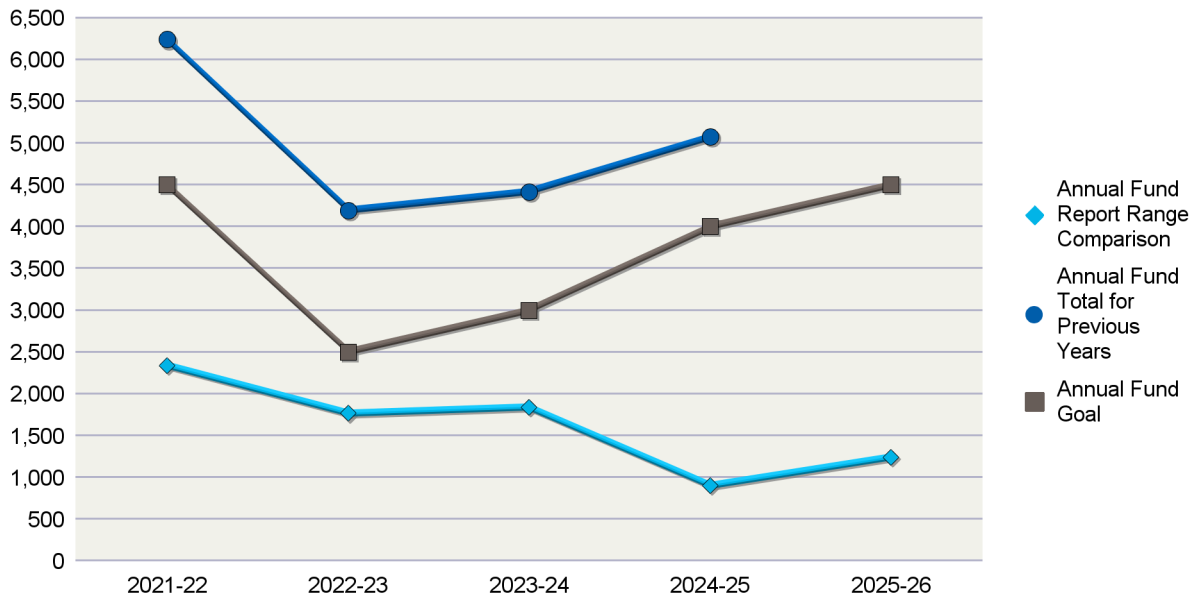
Annual Fund Contributions

2025-26	\$1,243
2024-25	\$5,075
2023-24	\$4,419
2022-23	\$4,195
2021-22	\$6,240

Dallas-Uptown, TX (82453)

Total Contributions*

2025-26	\$1,352
2024-25	\$9,730
2023-24	\$5,594
2022-23	\$4,870
2021-22	\$7,365



AF Per Capita	Club	District
2025-26	\$46	\$94
2024-25	\$203	\$135
2023-24	\$152	\$152
2022-23	\$168	\$140
2021-22	\$215	\$161

Membership

2025-26	27
2024-25	25
2023-24	29
2022-23	25
2021-22	29

	EREY Members	Sustaining Members	PHS Eligible
2025-26	3	3	0
2024-25	8	8	3
2023-24	27	8	1
2022-23	28	8	3
2021-22	22	22	3

Annual Fund Report Range Comparison is the Annual Fund giving from 1 July to 28 February for current and previous years

The prior four-year average in Annual Fund giving from July through 28 February is \$1,711. This figure can be used to compare Annual Fund giving for the current Rotary year.

*Total Contributions include Annual Fund, PolioPlus, approved Foundation Grants, Other Giving, and Endowment contributions for the reporting period.

For questions and additional club reports please use [MyRotary](#) or call the Rotary Support Center toll free at (+1-866-976-8279) or by email at (rotarysupportcenter@rotary.org).

Note: 'EREY Members' reflect the number of donors who contributed some amount to the Annual Fund during the Rotary Year. 'Sustaining Members' reflect the number of donors who contributed US\$100 or more to the Annual Fund. 'PHS Eligible' reflect the number of donors who contributed US\$1,000 or more to the Annual Fund, Polio Plus or approved Foundation Grant.



CLUB FUNDRAISING ANALYSIS

INTERIM RESULTS FOR JULY THROUGH FEBRUARY (2025-26)

District 5810

Annual Fund Goal

2025-26	\$0
2024-25	\$0
2023-24	\$0
2022-23	\$0
2021-22	\$0

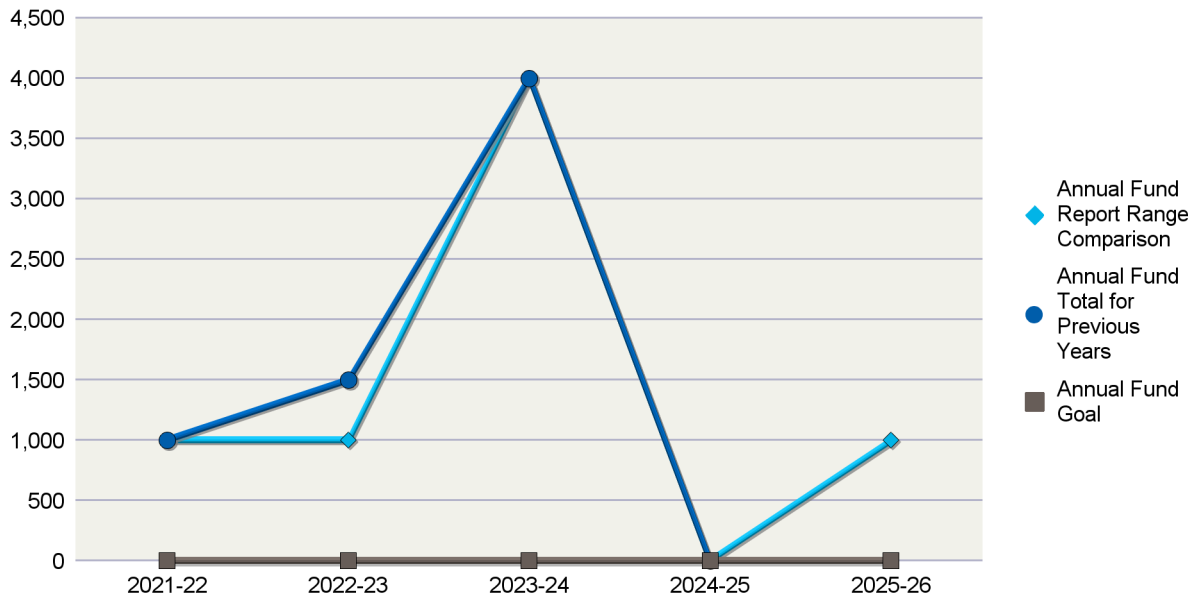
Annual Fund Contributions

2025-26	\$1,000
2024-25	\$0
2023-24	\$4,000
2022-23	\$1,500
2021-22	\$1,000

Denison, TX (1824)

Total Contributions*

2025-26	\$1,000
2024-25	\$1,000
2023-24	\$4,050
2022-23	\$1,500
2021-22	\$1,000



AF Per Capita	Club	District
2025-26	\$13	\$94
2024-25	\$0	\$135
2023-24	\$45	\$152
2022-23	\$21	\$140
2021-22	\$13	\$161

Membership

2025-26	76
2024-25	80
2023-24	88
2022-23	70
2021-22	75

	EREY Members	Sustaining Members	PHS Eligible
2025-26	0	0	0
2024-25	0	0	0
2023-24	0	0	0
2022-23	1	1	1
2021-22	3	2	1

Annual Fund Report Range Comparison is the Annual Fund giving from 1 July to 28 February for current and previous years

The prior four-year average in Annual Fund giving from July through 28 February is \$1,500. This figure can be used to compare Annual Fund giving for the current Rotary year.

*Total Contributions include Annual Fund, PolioPlus, approved Foundation Grants, Other Giving, and Endowment contributions for the reporting period.

For questions and additional club reports please use [MyRotary](#) or call the Rotary Support Center toll free at (+1-866-976-8279) or by email at (rotarysupportcenter@rotary.org).

Note: 'EREY Members' reflect the number of donors who contributed some amount to the Annual Fund during the Rotary Year. 'Sustaining Members' reflect the number of donors who contributed US\$100 or more to the Annual Fund. 'PHS Eligible' reflect the number of donors who contributed US\$1,000 or more to the Annual Fund, Polio Plus or approved Foundation Grant.



CLUB FUNDRAISING ANALYSIS

INTERIM RESULTS FOR JULY THROUGH FEBRUARY (2025-26)

District 5810

Annual Fund Goal

2025-26	\$2,800
2024-25	\$2,700
2023-24	\$2,700
2022-23	\$2,500
2021-22	\$2,000

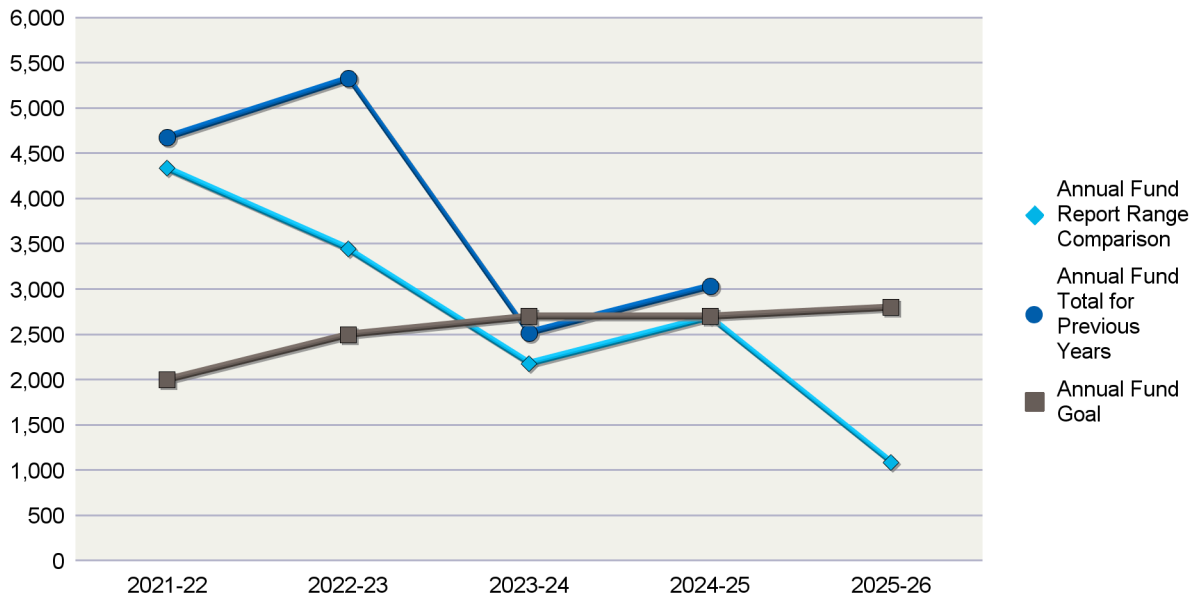
Annual Fund Contributions

2025-26	\$1,085
2024-25	\$3,035
2023-24	\$2,520
2022-23	\$5,330
2021-22	\$4,677

De Soto, TX (1823)

Total Contributions*

2025-26	\$1,085
2024-25	\$3,035
2023-24	\$2,520
2022-23	\$5,330
2021-22	\$4,677



AF Per Capita	Club	District
2025-26	\$54	\$94
2024-25	\$169	\$135
2023-24	\$120	\$152
2022-23	\$213	\$140
2021-22	\$187	\$161

Membership

2025-26	20
2024-25	18
2023-24	21
2022-23	25
2021-22	25

	EREY Members	Sustaining Members	PHS Eligible
2025-26	2	1	1
2024-25	10	8	2
2023-24	5	3	2
2022-23	12	12	2
2021-22	14	13	3

Annual Fund Report Range Comparison is the Annual Fund giving from 1 July to 28 February for current and previous years

The prior four-year average in Annual Fund giving from July through 28 February is \$3,164. This figure can be used to compare Annual Fund giving for the current Rotary year.

*Total Contributions include Annual Fund, PolioPlus, approved Foundation Grants, Other Giving, and Endowment contributions for the reporting period.

For questions and additional club reports please use [MyRotary](#) or call the Rotary Support Center toll free at (+1-866-976-8279) or by email at (rotarysupportcenter@rotary.org).

Note: 'EREY Members' reflect the number of donors who contributed some amount to the Annual Fund during the Rotary Year. 'Sustaining Members' reflect the number of donors who contributed US\$100 or more to the Annual Fund. 'PHS Eligible' reflect the number of donors who contributed US\$1,000 or more to the Annual Fund, Polio Plus or approved Foundation Grant.



CLUB FUNDRAISING ANALYSIS

INTERIM RESULTS FOR JULY THROUGH FEBRUARY (2025-26)

District 5810

Annual Fund Goal

2025-26	\$0
2024-25	\$0
2023-24	\$500
2022-23	\$0
2021-22	\$0

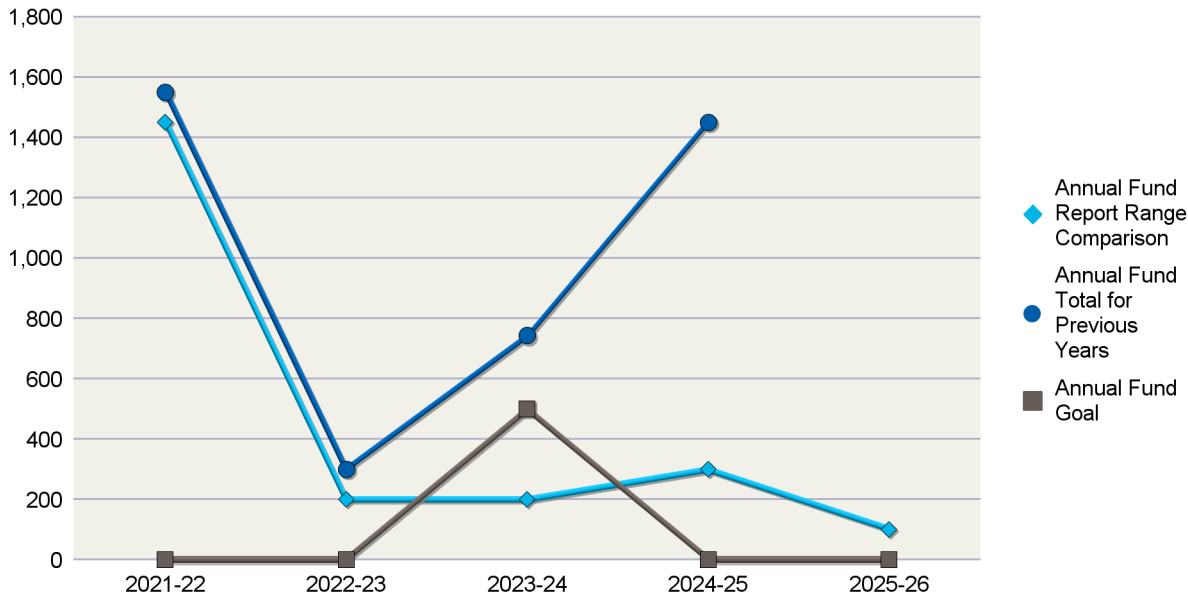
Annual Fund Contributions

2025-26	\$102
2024-25	\$1,450
2023-24	\$744
2022-23	\$300
2021-22	\$1,550

Duncanville, TX (21215)

Total Contributions*

2025-26	\$332
2024-25	\$5,726
2023-24	\$2,269
2022-23	\$300
2021-22	\$1,550



AF Per Capita	Club	District
2025-26	\$2	\$94
2024-25	\$29	\$135
2023-24	\$16	\$152
2022-23	\$9	\$140
2021-22	\$48	\$161

Membership

2025-26	55
2024-25	50
2023-24	46
2022-23	32
2021-22	32

	EREY Members	Sustaining Members	PHS Eligible
2025-26	1	1	0
2024-25	4	3	1
2023-24	9	4	0
2022-23	1	1	0
2021-22	2	2	0

Annual Fund Report Range Comparison is the Annual Fund giving from 1 July to 28 February for current and previous years

The prior four-year average in Annual Fund giving from July through 28 February is \$538. This figure can be used to compare Annual Fund giving for the current Rotary year.

*Total Contributions include Annual Fund, PolioPlus, approved Foundation Grants, Other Giving, and Endowment contributions for the reporting period.

For questions and additional club reports please use [MyRotary](#) or call the Rotary Support Center toll free at (+1-866-976-8279) or by email at (rotarysupportcenter@rotary.org).

Note: 'EREY Members' reflect the number of donors who contributed some amount to the Annual Fund during the Rotary Year. 'Sustaining Members' reflect the number of donors who contributed US\$100 or more to the Annual Fund. 'PHS Eligible' reflect the number of donors who contributed US\$1,000 or more to the Annual Fund, Polio Plus or approved Foundation Grant.



CLUB FUNDRAISING ANALYSIS

INTERIM RESULTS FOR JULY THROUGH FEBRUARY (2025-26)

District 5810

Annual Fund Goal

2025-26	\$1,500
2024-25	\$1,500
2023-24	\$1,500
2022-23	\$1,500
2021-22	\$1,500

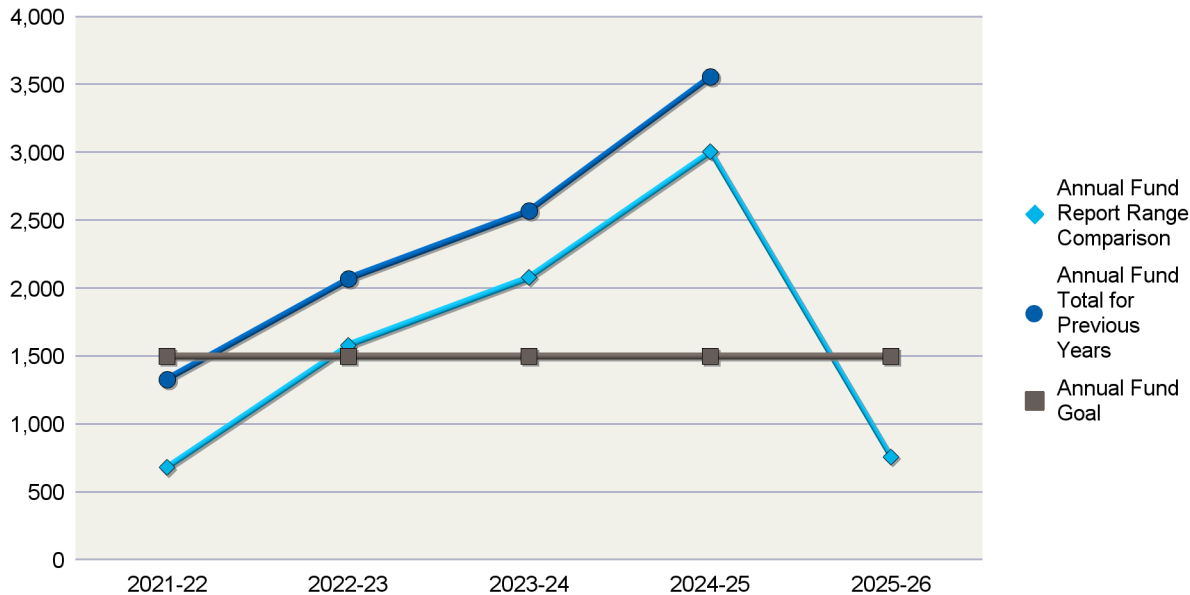
Annual Fund Contributions

2025-26	\$760
2024-25	\$3,561
2023-24	\$2,570
2022-23	\$2,070
2021-22	\$1,330

E-Club of North Texas, TX (76605)

Total Contributions*

2025-26	\$860
2024-25	\$5,053
2023-24	\$4,533
2022-23	\$3,260
2021-22	\$7,355



AF Per Capita Club District

2025-26	\$42	\$94
2024-25	\$209	\$135
2023-24	\$112	\$152
2022-23	\$129	\$140
2021-22	\$121	\$161

Membership

2025-26	18
2024-25	17
2023-24	23
2022-23	16
2021-22	11

	EREY Members	Sustaining Members	PHS Eligible
2025-26	4	3	0
2024-25	7	5	1
2023-24	6	5	1
2022-23	6	4	1
2021-22	9	7	0

Annual Fund Report Range Comparison is the Annual Fund giving from 1 July to 28 February for current and previous years

The prior four-year average in Annual Fund giving from July through 28 February is \$1,836. This figure can be used to compare Annual Fund giving for the current Rotary year.

*Total Contributions include Annual Fund, PolioPlus, approved Foundation Grants, Other Giving, and Endowment contributions for the reporting period.

For questions and additional club reports please use [MyRotary](#) or call the Rotary Support Center toll free at (+1-866-976-8279) or by email at (rotarysupportcenter@rotary.org).

Note: 'EREY Members' reflect the number of donors who contributed some amount to the Annual Fund during the Rotary Year. 'Sustaining Members' reflect the number of donors who contributed US\$100 or more to the Annual Fund. 'PHS Eligible' reflect the number of donors who contributed US\$1,000 or more to the Annual Fund, Polio Plus or approved Foundation Grant.



CLUB FUNDRAISING ANALYSIS

INTERIM RESULTS FOR JULY THROUGH FEBRUARY (2025-26)

District 5810

E-club of Suicide Prevention and Brain Health, TX (223007)

Annual Fund Goal

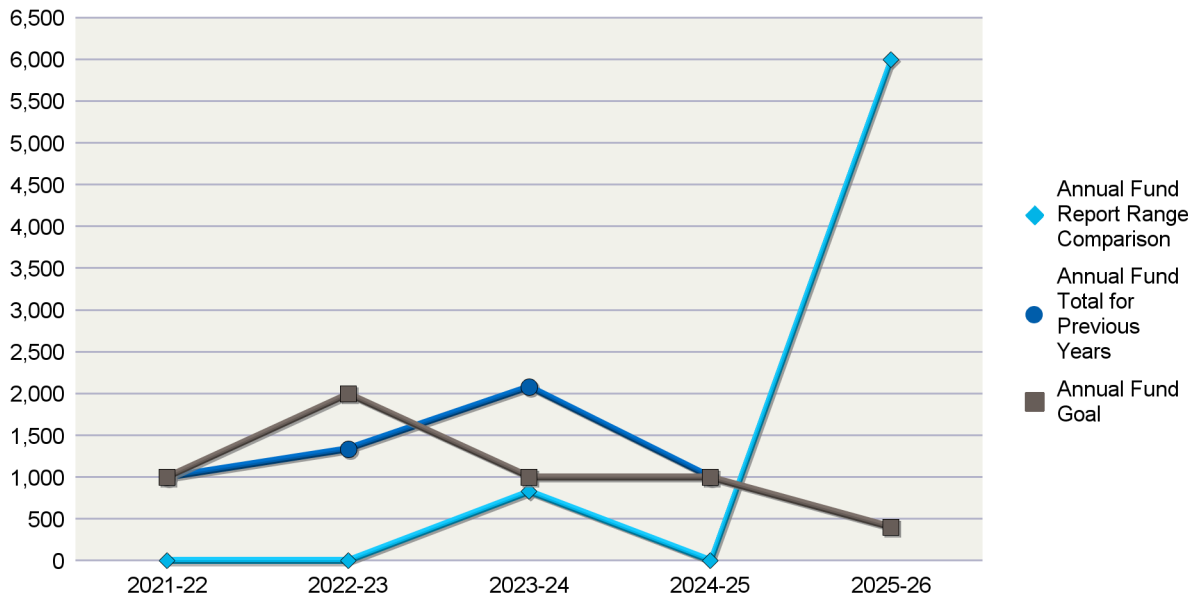
2025-26	\$400
2024-25	\$1,000
2023-24	\$1,000
2022-23	\$2,000
2021-22	\$1,000

Annual Fund Contributions

2025-26	\$6,000
2024-25	\$1,000
2023-24	\$2,085
2022-23	\$1,340
2021-22	\$1,000

Total Contributions*

2025-26	\$6,000
2024-25	\$1,000
2023-24	\$2,355
2022-23	\$1,540
2021-22	\$1,200



AF Per Capita	Club	District
2025-26	\$176	\$94
2024-25	\$20	\$135
2023-24	\$45	\$152
2022-23	\$29	\$140
2021-22	\$0	\$161

Membership

2025-26	34
2024-25	49
2023-24	46
2022-23	46
2021-22	0

	EREY Members	Sustaining Members	PHS Eligible
2025-26	1	1	1
2024-25	1	1	1
2023-24	2	2	1
2022-23	2	2	1
2021-22	2	2	1

Annual Fund Report Range Comparison is the Annual Fund giving from 1 July to 28 February for current and previous years

The prior four-year average in Annual Fund giving from July through 28 February is \$208. This figure can be used to compare Annual Fund giving for the current Rotary year.

*Total Contributions include Annual Fund, PolioPlus, approved Foundation Grants, Other Giving, and Endowment contributions for the reporting period.

For questions and additional club reports please use [MyRotary](#) or call the Rotary Support Center toll free at (+1-866-976-8279) or by email at (rotarysupportcenter@rotary.org).

Note: 'EREY Members' reflect the number of donors who contributed some amount to the Annual Fund during the Rotary Year. 'Sustaining Members' reflect the number of donors who contributed US\$100 or more to the Annual Fund. 'PHS Eligible' reflect the number of donors who contributed US\$1,000 or more to the Annual Fund, Polio Plus or approved Foundation Grant.



CLUB FUNDRAISING ANALYSIS

INTERIM RESULTS FOR JULY THROUGH FEBRUARY (2025-26)

District 5810

Annual Fund Goal

2025-26	\$0
2024-25	\$0
2023-24	\$0
2022-23	\$0
2021-22	\$0

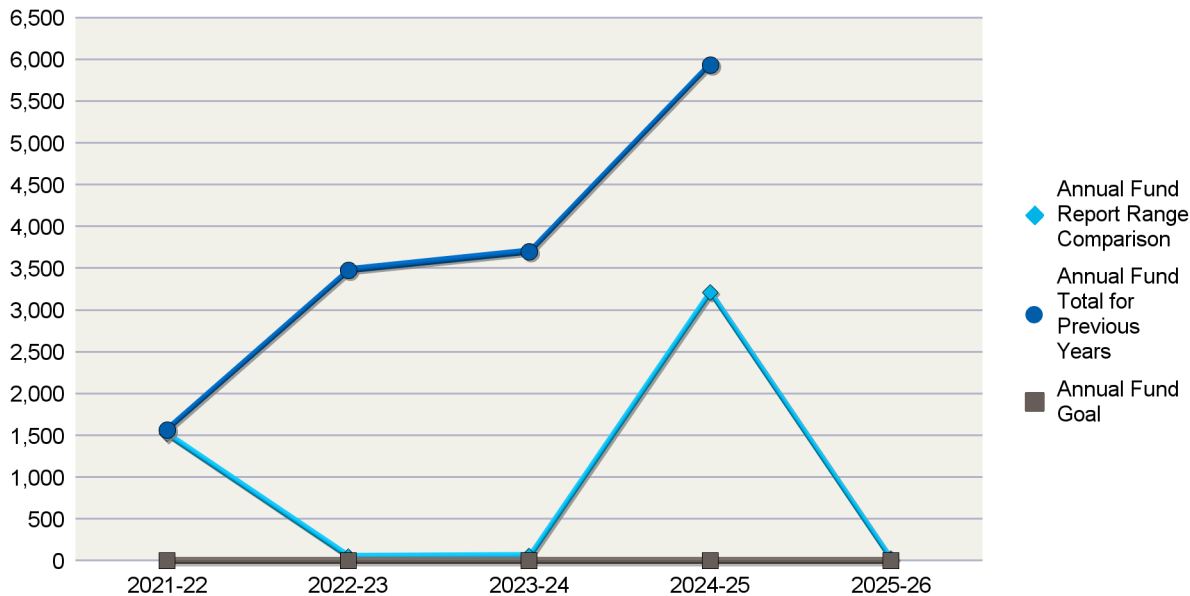
Annual Fund Contributions

2025-26	\$30
2024-25	\$5,940
2023-24	\$3,705
2022-23	\$3,480
2021-22	\$1,570

Ennis, TX (1826)

Total Contributions*

2025-26	\$30
2024-25	\$11,519
2023-24	\$4,430
2022-23	\$3,480
2021-22	\$2,070



AF Per Capita	Club	District
2025-26	\$1	\$94
2024-25	\$228	\$135
2023-24	\$124	\$152
2022-23	\$105	\$140
2021-22	\$52	\$161

Membership

2025-26	27
2024-25	26
2023-24	30
2022-23	33
2021-22	30

	EREY Members	Sustaining Members	PHS Eligible
2025-26	1	0	0
2024-25	17	11	0
2023-24	26	13	0
2022-23	2	0	0
2021-22	18	8	0

Annual Fund Report Range Comparison is the Annual Fund giving from 1 July to 28 February for current and previous years

The prior four-year average in Annual Fund giving from July through 28 February is \$1,210. This figure can be used to compare Annual Fund giving for the current Rotary year.

*Total Contributions include Annual Fund, PolioPlus, approved Foundation Grants, Other Giving, and Endowment contributions for the reporting period.

For questions and additional club reports please use [MyRotary](#) or call the Rotary Support Center toll free at (+1-866-976-8279) or by email at (rotarysupportcenter@rotary.org).

Note: 'EREY Members' reflect the number of donors who contributed some amount to the Annual Fund during the Rotary Year. 'Sustaining Members' reflect the number of donors who contributed US\$100 or more to the Annual Fund. 'PHS Eligible' reflect the number of donors who contributed US\$1,000 or more to the Annual Fund, Polio Plus or approved Foundation Grant.



CLUB FUNDRAISING ANALYSIS

INTERIM RESULTS FOR JULY THROUGH FEBRUARY (2025-26)

District 5810

Fairview, TX (87861)

Annual Fund Goal

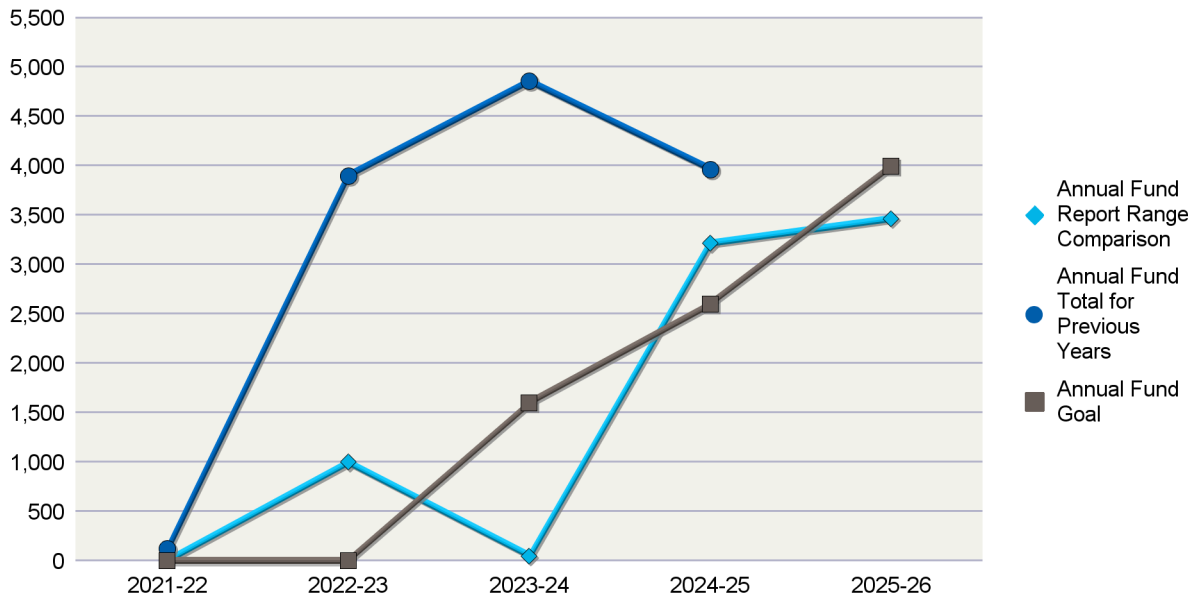
2025-26	\$4,000
2024-25	\$2,600
2023-24	\$1,600
2022-23	\$0
2021-22	\$0

Annual Fund Contributions

2025-26	\$3,465
2024-25	\$3,965
2023-24	\$4,860
2022-23	\$3,900
2021-22	\$125

Total Contributions*

2025-26	\$10,754
2024-25	\$4,515
2023-24	\$6,670
2022-23	\$3,900
2021-22	\$2,000



AF Per Capita	Club	District
2025-26	\$139	\$94
2024-25	\$172	\$135
2023-24	\$324	\$152
2022-23	\$300	\$140
2021-22	\$10	\$161

Membership

2025-26	25
2024-25	23
2023-24	15
2022-23	13
2021-22	13

	EREY Members	Sustaining Members	PHS Eligible
2025-26	23	23	1
2024-25	22	22	1
2023-24	21	21	2
2022-23	15	15	2
2021-22	4	4	1

Annual Fund Report Range Comparison is the Annual Fund giving from 1 July to 28 February for current and previous years

The prior four-year average in Annual Fund giving from July through 28 February is \$1,066. This figure can be used to compare Annual Fund giving for the current Rotary year.

*Total Contributions include Annual Fund, PolioPlus, approved Foundation Grants, Other Giving, and Endowment contributions for the reporting period.

For questions and additional club reports please use [MyRotary](#) or call the Rotary Support Center toll free at (+1-866-976-8279) or by email at (rotarysupportcenter@rotary.org).

Note: 'EREY Members' reflect the number of donors who contributed some amount to the Annual Fund during the Rotary Year. 'Sustaining Members' reflect the number of donors who contributed US\$100 or more to the Annual Fund. 'PHS Eligible' reflect the number of donors who contributed US\$1,000 or more to the Annual Fund, Polio Plus or approved Foundation Grant.



CLUB FUNDRAISING ANALYSIS

INTERIM RESULTS FOR JULY THROUGH FEBRUARY (2025-26)

District 5810

Annual Fund Goal

2025-26	\$0
2024-25	\$0
2023-24	\$0
2022-23	\$0
2021-22	\$0

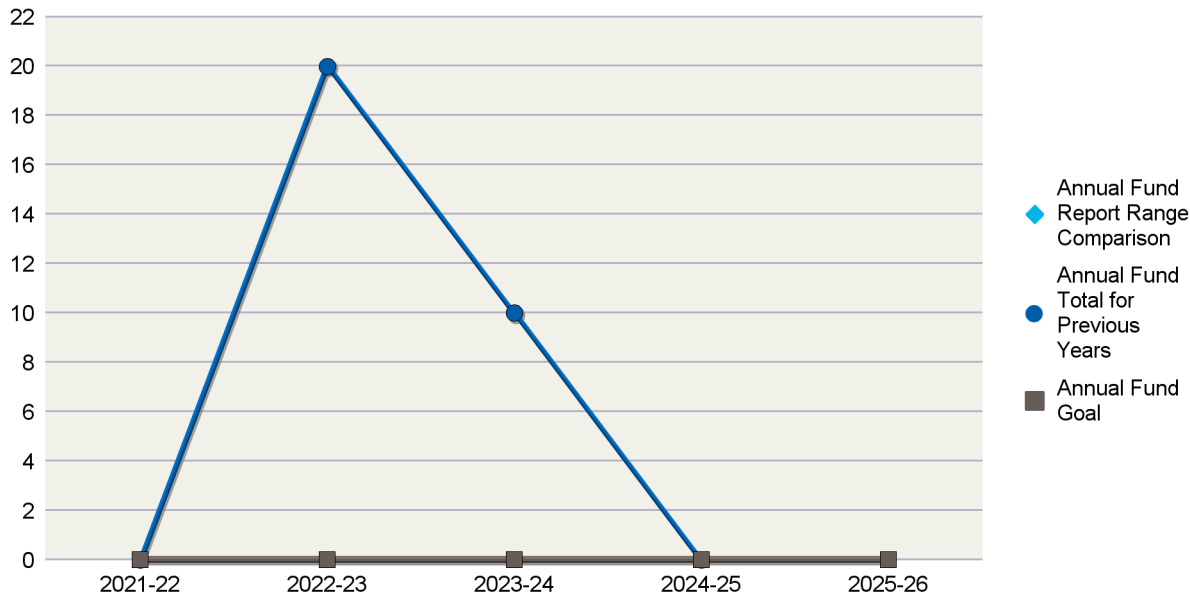
Annual Fund Contributions

2025-26	\$0
2024-25	\$0
2023-24	\$10
2022-23	\$20
2021-22	\$0

Farmers Branch, TX (24029)

Total Contributions*

2025-26	\$0
2024-25	\$0
2023-24	\$10
2022-23	\$20
2021-22	\$0



AF Per Capita	Club	District
2025-26	\$0	\$94
2024-25	\$0	\$135
2023-24	\$1	\$152
2022-23	\$1	\$140
2021-22	\$0	\$161

Membership

2025-26	9
2024-25	14
2023-24	16
2022-23	16
2021-22	17

	EREY Members	Sustaining Members	PHS Eligible
2025-26	0	0	0
2024-25	0	0	0
2023-24	0	0	0
2022-23	0	0	0
2021-22	0	0	0

Annual Fund Report Range Comparison is the Annual Fund giving from 1 July to 28 February for current and previous years

The prior four-year average in Annual Fund giving from July through 28 February is \$. This figure can be used to compare Annual Fund giving for the current Rotary year.

*Total Contributions include Annual Fund, PolioPlus, approved Foundation Grants, Other Giving, and Endowment contributions for the reporting period.

For questions and additional club reports please use [MyRotary](#) or call the Rotary Support Center toll free at (+1-866-976-8279) or by email at (rotarysupportcenter@rotary.org).

Note: 'EREY Members' reflect the number of donors who contributed some amount to the Annual Fund during the Rotary Year. 'Sustaining Members' reflect the number of donors who contributed US\$100 or more to the Annual Fund. 'PHS Eligible' reflect the number of donors who contributed US\$1,000 or more to the Annual Fund, Polio Plus or approved Foundation Grant.



CLUB FUNDRAISING ANALYSIS

INTERIM RESULTS FOR JULY THROUGH FEBRUARY (2025-26)

District 5810

Annual Fund Goal

2025-26	\$2,000
2024-25	\$2,000
2023-24	\$2,000
2022-23	\$1,900
2021-22	\$0

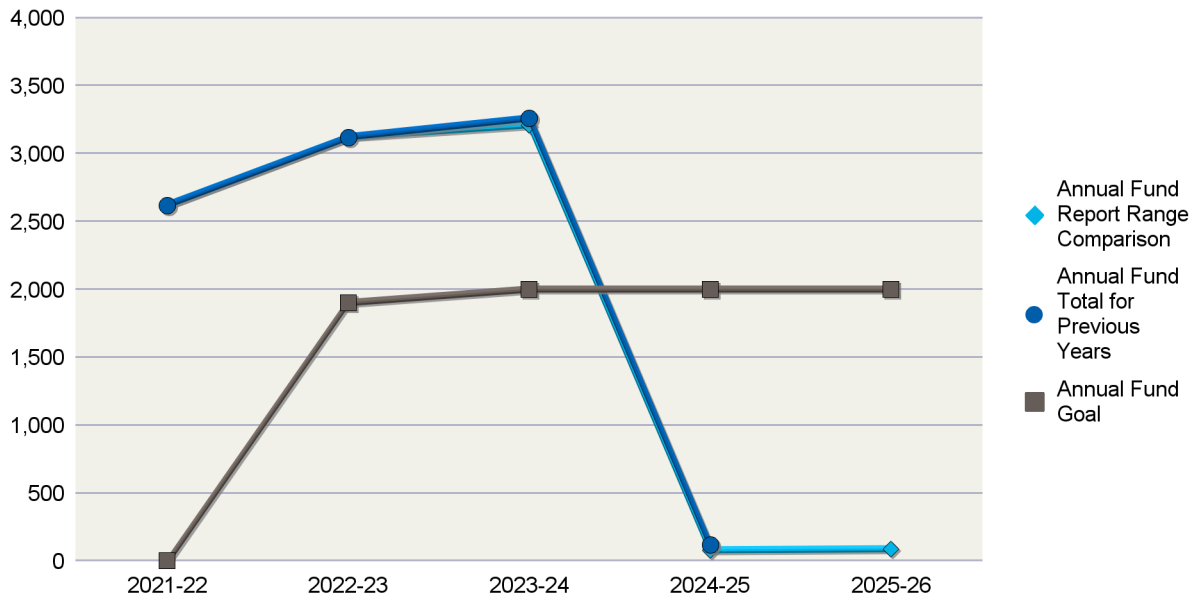
Annual Fund Contributions

2025-26	\$88
2024-25	\$122
2023-24	\$3,260
2022-23	\$3,121
2021-22	\$2,619

Farmersville, TX (1828)

Total Contributions*

2025-26	\$89
2024-25	\$122
2023-24	\$3,358
2022-23	\$3,391
2021-22	\$3,194



AF Per Capita	Club	District
2025-26	\$3	\$94
2024-25	\$4	\$135
2023-24	\$96	\$152
2022-23	\$95	\$140
2021-22	\$79	\$161

Membership

2025-26	31
2024-25	29
2023-24	34
2022-23	33
2021-22	33

	EREY Members	Sustaining Members	PHS Eligible
2025-26	2	0	0
2024-25	1	1	0
2023-24	32	18	0
2022-23	27	15	0
2021-22	28	16	0

Annual Fund Report Range Comparison is the Annual Fund giving from 1 July to 28 February for current and previous years

The prior four-year average in Annual Fund giving from July through 28 February is \$2,258. This figure can be used to compare Annual Fund giving for the current Rotary year.

*Total Contributions include Annual Fund, PolioPlus, approved Foundation Grants, Other Giving, and Endowment contributions for the reporting period.

For questions and additional club reports please use [MyRotary](#) or call the Rotary Support Center toll free at (+1-866-976-8279) or by email at (rotarysupportcenter@rotary.org).

Note: 'EREY Members' reflect the number of donors who contributed some amount to the Annual Fund during the Rotary Year. 'Sustaining Members' reflect the number of donors who contributed US\$100 or more to the Annual Fund. 'PHS Eligible' reflect the number of donors who contributed US\$1,000 or more to the Annual Fund, Polio Plus or approved Foundation Grant.



CLUB FUNDRAISING ANALYSIS

INTERIM RESULTS FOR JULY THROUGH FEBRUARY (2025-26)

District 5810

Annual Fund Goal

2025-26	\$10,000
2024-25	\$15,000
2023-24	\$5,000
2022-23	\$10,000
2021-22	\$0

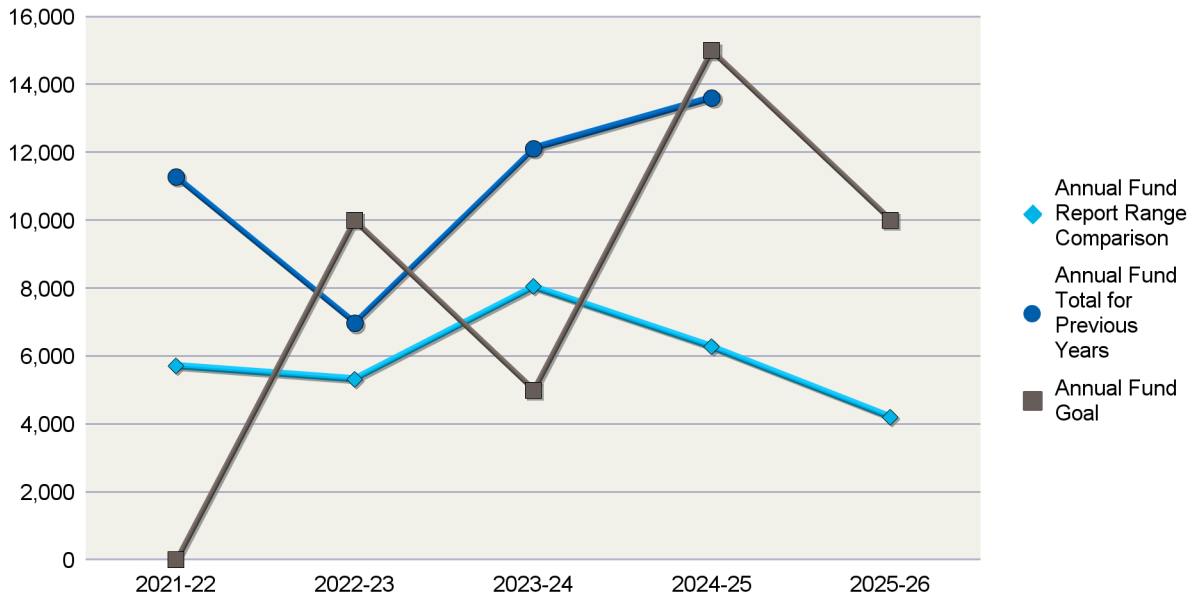
Annual Fund Contributions

2025-26	\$4,200
2024-25	\$13,620
2023-24	\$12,118
2022-23	\$6,971
2021-22	\$11,293

Frisco, TX (23301)

Total Contributions*

2025-26	\$4,400
2024-25	\$18,640
2023-24	\$15,123
2022-23	\$12,013
2021-22	\$18,661



AF Per Capita	Club	District
2025-26	\$82	\$94
2024-25	\$267	\$135
2023-24	\$242	\$152
2022-23	\$104	\$140
2021-22	\$179	\$161

Membership

2025-26	51
2024-25	51
2023-24	50
2022-23	67
2021-22	63

	EREY Members	Sustaining Members	PHS Eligible
2025-26	4	3	1
2024-25	52	39	4
2023-24	52	41	5
2022-23	56	17	3
2021-22	58	40	3

Annual Fund Report Range Comparison is the Annual Fund giving from 1 July to 28 February for current and previous years

The prior four-year average in Annual Fund giving from July through 28 February is \$6,342. This figure can be used to compare Annual Fund giving for the current Rotary year.

*Total Contributions include Annual Fund, PolioPlus, approved Foundation Grants, Other Giving, and Endowment contributions for the reporting period.

For questions and additional club reports please use [MyRotary](#) or call the Rotary Support Center toll free at (+1-866-976-8279) or by email at (rotarysupportcenter@rotary.org).

Note: 'EREY Members' reflect the number of donors who contributed some amount to the Annual Fund during the Rotary Year. 'Sustaining Members' reflect the number of donors who contributed US\$100 or more to the Annual Fund. 'PHS Eligible' reflect the number of donors who contributed US\$1,000 or more to the Annual Fund, Polio Plus or approved Foundation Grant.



CLUB FUNDRAISING ANALYSIS

INTERIM RESULTS FOR JULY THROUGH FEBRUARY (2025-26)

District 5810

Annual Fund Goal

2025-26	\$0
2024-25	\$0
2023-24	\$0
2022-23	\$0
2021-22	\$0

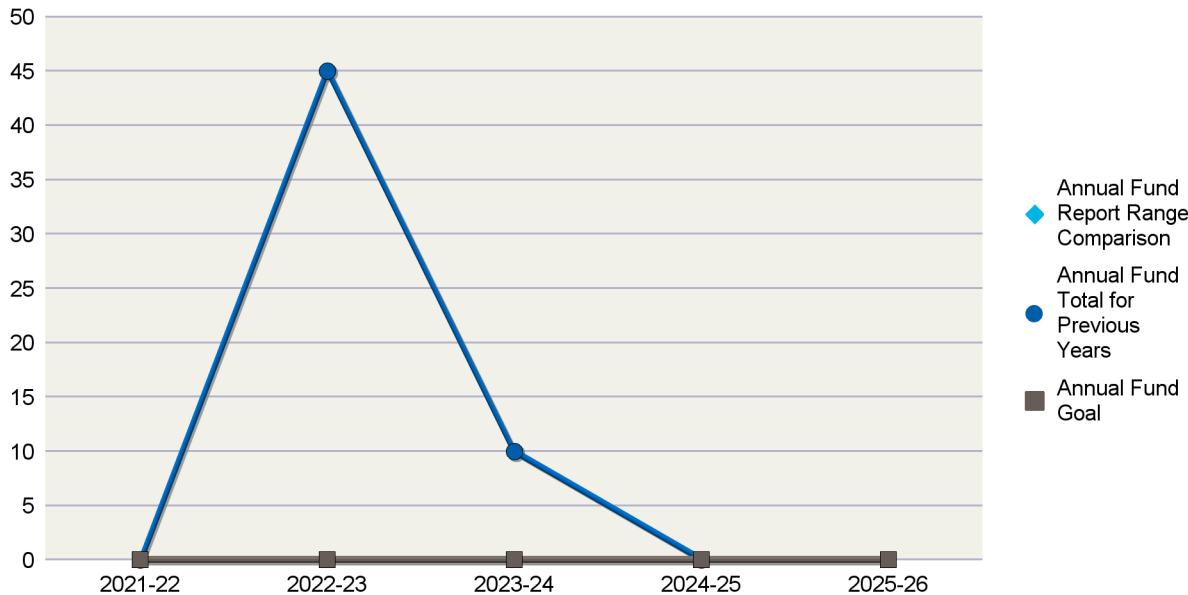
Annual Fund Contributions

2025-26	\$0
2024-25	\$0
2023-24	\$10
2022-23	\$45
2021-22	\$0

Garland, TX (1829)

Total Contributions*

2025-26	\$0
2024-25	\$0
2023-24	\$10
2022-23	\$45
2021-22	\$0



AF Per Capita Club District

2025-26	\$0	\$94
2024-25	\$0	\$135
2023-24	\$1	\$152
2022-23	\$6	\$140
2021-22	\$0	\$161

Membership

2025-26	9
2024-25	9
2023-24	9
2022-23	7
2021-22	7

	EREY Members	Sustaining Members	PHS Eligible
2025-26	0	0	0
2024-25	0	0	0
2023-24	1	0	0
2022-23	1	0	0
2021-22	0	0	0

Annual Fund Report Range Comparison is the Annual Fund giving from 1 July to 28 February for current and previous years

The prior four-year average in Annual Fund giving from July through 28 February is \$. This figure can be used to compare Annual Fund giving for the current Rotary year.

*Total Contributions include Annual Fund, PolioPlus, approved Foundation Grants, Other Giving, and Endowment contributions for the reporting period.

For questions and additional club reports please use [MyRotary](#) or call the Rotary Support Center toll free at (+1-866-976-8279) or by email at (rotarysupportcenter@rotary.org).

Note: 'EREY Members' reflect the number of donors who contributed some amount to the Annual Fund during the Rotary Year. 'Sustaining Members' reflect the number of donors who contributed US\$100 or more to the Annual Fund. 'PHS Eligible' reflect the number of donors who contributed US\$1,000 or more to the Annual Fund, Polio Plus or approved Foundation Grant.



CLUB FUNDRAISING ANALYSIS

INTERIM RESULTS FOR JULY THROUGH FEBRUARY (2025-26)

District 5810

Annual Fund Goal

2025-26	\$2,000
2024-25	\$6,000
2023-24	\$6,000
2022-23	\$5,000
2021-22	\$0

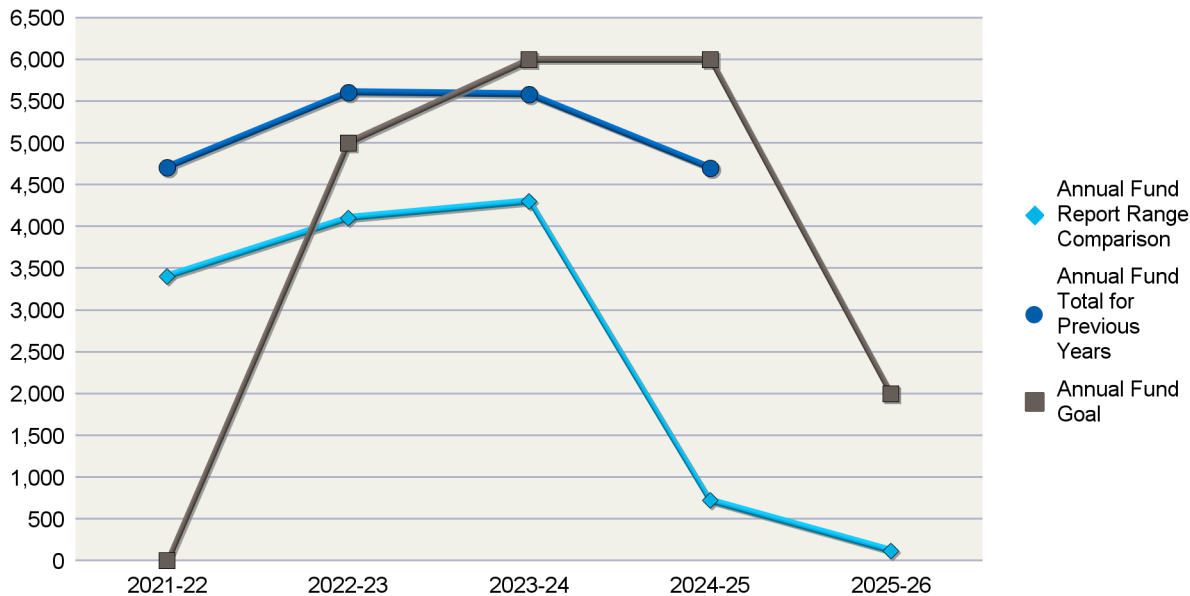
Annual Fund Contributions

2025-26	\$120
2024-25	\$4,700
2023-24	\$5,585
2022-23	\$5,610
2021-22	\$4,710

Grand Prairie Metro, TX (23155)

Total Contributions*

2025-26	\$240
2024-25	\$5,320
2023-24	\$6,205
2022-23	\$300,940
2021-22	\$5,455



AF Per Capita Club District

2025-26	\$3	\$94
2024-25	\$121	\$135
2023-24	\$143	\$152
2022-23	\$170	\$140
2021-22	\$188	\$161

Membership

2025-26	37
2024-25	39
2023-24	39
2022-23	33
2021-22	25

	EREY Members	Sustaining Members	PHS Eligible
2025-26	1	1	0
2024-25	4	4	0
2023-24	5	5	1
2022-23	7	6	3
2021-22	8	6	2

Annual Fund Report Range Comparison is the Annual Fund giving from 1 July to 28 February for current and previous years

The prior four-year average in Annual Fund giving from July through 28 February is \$3,135. This figure can be used to compare Annual Fund giving for the current Rotary year.

*Total Contributions include Annual Fund, PolioPlus, approved Foundation Grants, Other Giving, and Endowment contributions for the reporting period.

For questions and additional club reports please use [MyRotary](#) or call the Rotary Support Center toll free at (+1-866-976-8279) or by email at (rotarysupportcenter@rotary.org).

Note: 'EREY Members' reflect the number of donors who contributed some amount to the Annual Fund during the Rotary Year. 'Sustaining Members' reflect the number of donors who contributed US\$100 or more to the Annual Fund. 'PHS Eligible' reflect the number of donors who contributed US\$1,000 or more to the Annual Fund, Polio Plus or approved Foundation Grant.



CLUB FUNDRAISING ANALYSIS

INTERIM RESULTS FOR JULY THROUGH FEBRUARY (2025-26)

District 5810

Annual Fund Goal

2025-26	\$5,200
2024-25	\$3,500
2023-24	\$0
2022-23	\$0
2021-22	\$0

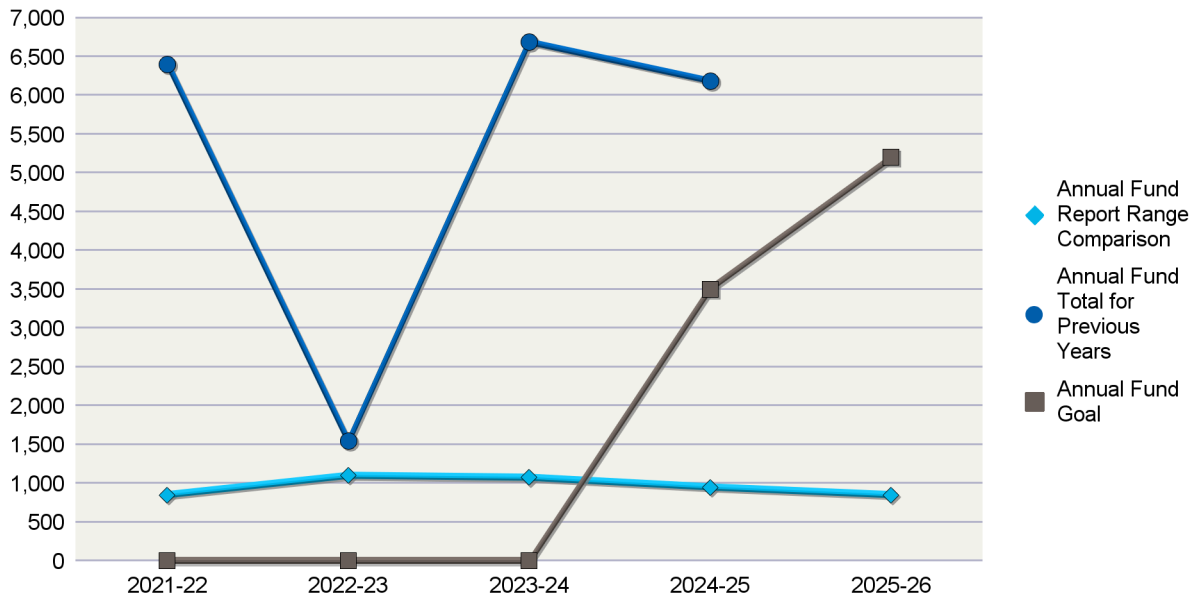
Annual Fund Contributions

2025-26	\$850
2024-25	\$6,185
2023-24	\$6,690
2022-23	\$1,550
2021-22	\$6,400

Grand Prairie, TX (1831)

Total Contributions*

2025-26	\$850
2024-25	\$6,185
2023-24	\$6,690
2022-23	\$1,550
2021-22	\$6,400



AF Per Capita	Club	District
2025-26	\$18	\$94
2024-25	\$137	\$135
2023-24	\$139	\$152
2022-23	\$35	\$140
2021-22	\$152	\$161

Membership

2025-26	47
2024-25	45
2023-24	48
2022-23	44
2021-22	42

	EREY Members	Sustaining Members	PHS Eligible
2025-26	3	1	0
2024-25	48	48	1
2023-24	46	46	1
2022-23	7	7	1
2021-22	43	42	0

Annual Fund Report Range Comparison is the Annual Fund giving from 1 July to 28 February for current and previous years

The prior four-year average in Annual Fund giving from July through 28 February is \$994. This figure can be used to compare Annual Fund giving for the current Rotary year.

*Total Contributions include Annual Fund, PolioPlus, approved Foundation Grants, Other Giving, and Endowment contributions for the reporting period.

For questions and additional club reports please use [MyRotary](#) or call the Rotary Support Center toll free at (+1-866-976-8279) or by email at (rotarysupportcenter@rotary.org).

Note: 'EREY Members' reflect the number of donors who contributed some amount to the Annual Fund during the Rotary Year. 'Sustaining Members' reflect the number of donors who contributed US\$100 or more to the Annual Fund. 'PHS Eligible' reflect the number of donors who contributed US\$1,000 or more to the Annual Fund, Polio Plus or approved Foundation Grant.



CLUB FUNDRAISING ANALYSIS

INTERIM RESULTS FOR JULY THROUGH FEBRUARY (2025-26)

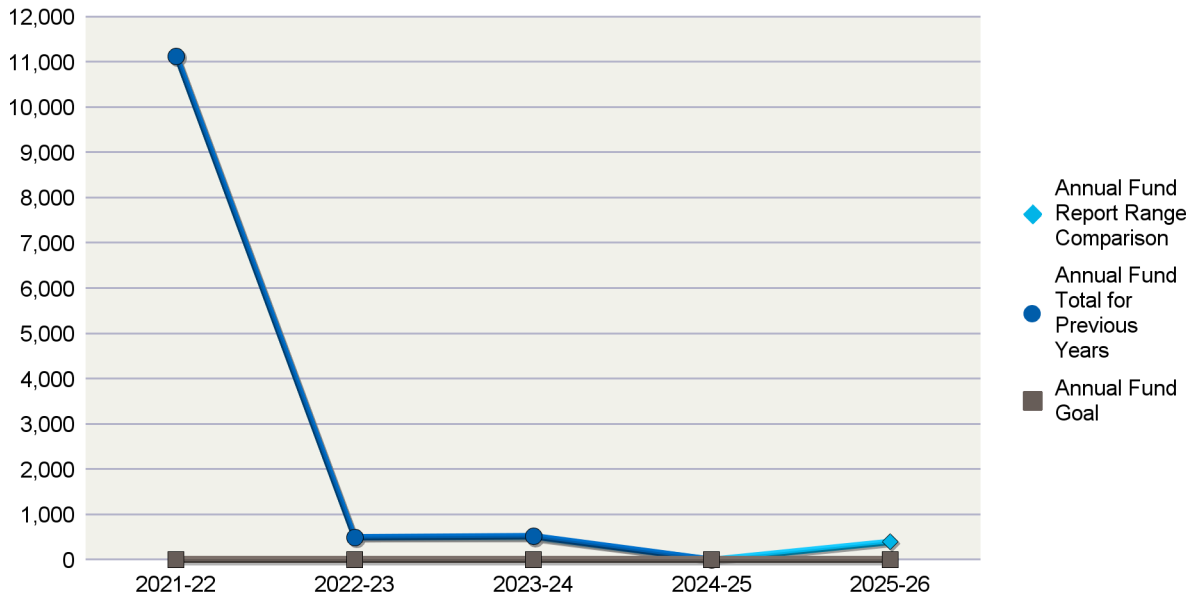
District 5810

Annual Fund Goal

2025-26	\$0
2024-25	\$0
2023-24	\$0
2022-23	\$0
2021-22	\$0

Annual Fund Contributions

2025-26	\$400
2024-25	\$0
2023-24	\$525
2022-23	\$500
2021-22	\$11,125



Annual Fund Report Range Comparison is the Annual Fund giving from 1 July to 28 February for current and previous years

The prior four-year average in Annual Fund giving from July through 28 February is \$3,031. This figure can be used to compare Annual Fund giving for the current Rotary year.

*Total Contributions include Annual Fund, PolioPlus, approved Foundation Grants, Other Giving, and Endowment contributions for the reporting period.

For questions and additional club reports please use [MyRotary](#) or call the Rotary Support Center toll free at (+1-866-976-8279) or by email at (rotarysupportcenter@rotary.org).

Greenville Daybreak, TX (29022)

Total Contributions*

2025-26	\$620
2024-25	\$0
2023-24	\$525
2022-23	\$500
2021-22	\$21,125

AF Per Capita Club District

2025-26	\$20	\$94
2024-25	\$0	\$135
2023-24	\$31	\$152
2022-23	\$33	\$140
2021-22	\$484	\$161

Membership

2025-26	20
2024-25	18
2023-24	17
2022-23	15
2021-22	23

	EREY Members	Sustaining Members	PHS Eligible
2025-26	4	4	0
2024-25	0	0	0
2023-24	6	5	0
2022-23	5	5	0
2021-22	8	5	0

Note: 'EREY Members' reflect the number of donors who contributed some amount to the Annual Fund during the Rotary Year. 'Sustaining Members' reflect the number of donors who contributed US\$100 or more to the Annual Fund. 'PHS Eligible' reflect the number of donors who contributed US\$1,000 or more to the Annual Fund, Polio Plus or approved Foundation Grant.



CLUB FUNDRAISING ANALYSIS

INTERIM RESULTS FOR JULY THROUGH FEBRUARY (2025-26)

District 5810

Annual Fund Goal

2025-26	\$6,600
2024-25	\$6,500
2023-24	\$6,000
2022-23	\$7,000
2021-22	\$6,500

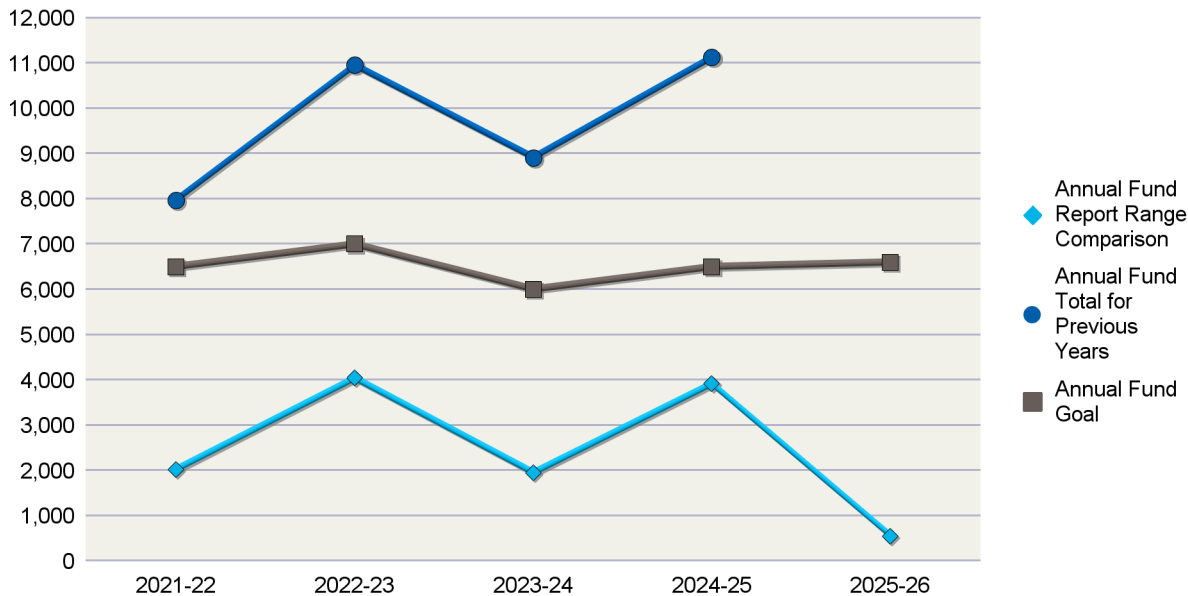
Annual Fund Contributions

2025-26	\$546
2024-25	\$11,132
2023-24	\$8,907
2022-23	\$10,959
2021-22	\$7,969

Greenville, TX (1832)

Total Contributions*

2025-26	\$546
2024-25	\$15,107
2023-24	\$10,088
2022-23	\$12,029
2021-22	\$9,099



AF Per Capita	Club	District
2025-26	\$7	\$94
2024-25	\$199	\$135
2023-24	\$146	\$152
2022-23	\$161	\$140
2021-22	\$133	\$161

Membership

2025-26	78
2024-25	56
2023-24	61
2022-23	68
2021-22	60

	EREY Members	Sustaining Members	PHS Eligible
2025-26	2	1	0
2024-25	72	61	1
2023-24	55	48	0
2022-23	59	32	3
2021-22	53	22	2

Annual Fund Report Range Comparison is the Annual Fund giving from 1 July to 28 February for current and previous years

The prior four-year average in Annual Fund giving from July through 28 February is \$2,983. This figure can be used to compare Annual Fund giving for the current Rotary year.

*Total Contributions include Annual Fund, PolioPlus, approved Foundation Grants, Other Giving, and Endowment contributions for the reporting period.

For questions and additional club reports please use [MyRotary](#) or call the Rotary Support Center toll free at (+1-866-976-8279) or by email at (rotarysupportcenter@rotary.org).

Note: 'EREY Members' reflect the number of donors who contributed some amount to the Annual Fund during the Rotary Year. 'Sustaining Members' reflect the number of donors who contributed US\$100 or more to the Annual Fund. 'PHS Eligible' reflect the number of donors who contributed US\$1,000 or more to the Annual Fund, Polio Plus or approved Foundation Grant.



CLUB FUNDRAISING ANALYSIS

INTERIM RESULTS FOR JULY THROUGH FEBRUARY (2025-26)

District 5810

Annual Fund Goal

2025-26	\$0
2024-25	\$2,000
2023-24	\$0
2022-23	\$0
2021-22	\$1,500

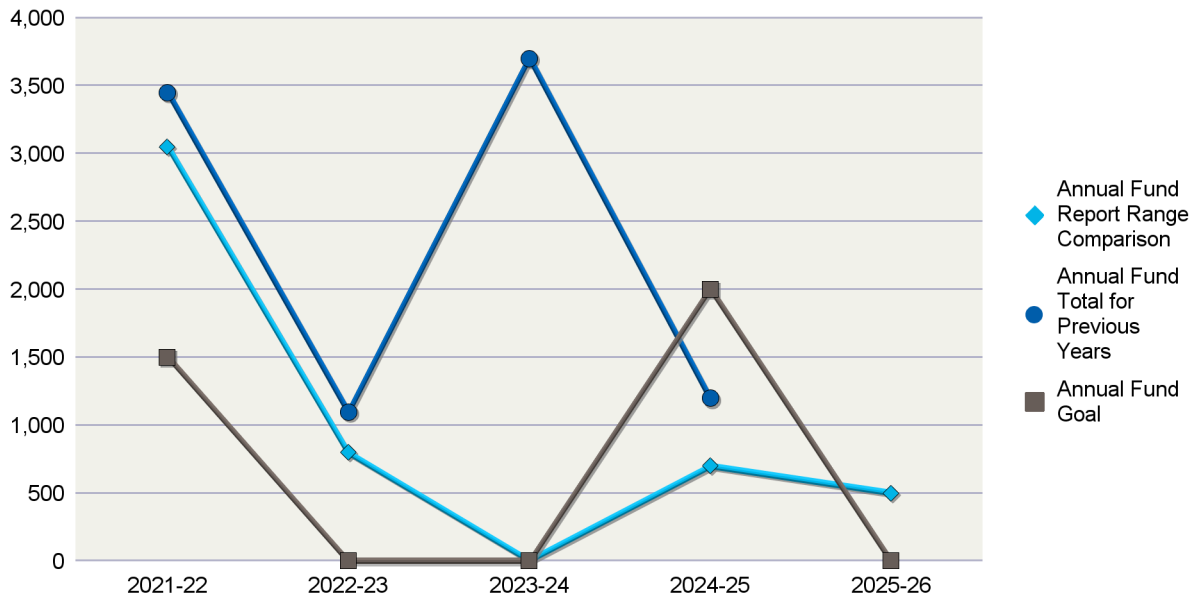
Annual Fund Contributions

2025-26	\$500
2024-25	\$1,200
2023-24	\$3,700
2022-23	\$1,100
2021-22	\$3,450

Hurricane Creek, TX (1833)

Total Contributions*

2025-26	\$500
2024-25	\$1,700
2023-24	\$3,700
2022-23	\$1,100
2021-22	\$3,450



AF Per Capita	Club	District
2025-26	\$17	\$94
2024-25	\$44	\$135
2023-24	\$132	\$152
2022-23	\$39	\$140
2021-22	\$138	\$161

Membership

2025-26	30
2024-25	27
2023-24	28
2022-23	28
2021-22	25

	EREY Members	Sustaining Members	PHS Eligible
2025-26	1	1	0
2024-25	2	2	1
2023-24	5	5	3
2022-23	2	2	2
2021-22	4	4	4

Annual Fund Report Range Comparison is the Annual Fund giving from 1 July to 28 February for current and previous years

The prior four-year average in Annual Fund giving from July through 28 February is \$1,138. This figure can be used to compare Annual Fund giving for the current Rotary year.

*Total Contributions include Annual Fund, PolioPlus, approved Foundation Grants, Other Giving, and Endowment contributions for the reporting period.

For questions and additional club reports please use [MyRotary](#) or call the Rotary Support Center toll free at (+1-866-976-8279) or by email at (rotarysupportcenter@rotary.org).

Note: 'EREY Members' reflect the number of donors who contributed some amount to the Annual Fund during the Rotary Year. 'Sustaining Members' reflect the number of donors who contributed US\$100 or more to the Annual Fund. 'PHS Eligible' reflect the number of donors who contributed US\$1,000 or more to the Annual Fund, Polio Plus or approved Foundation Grant.



CLUB FUNDRAISING ANALYSIS

INTERIM RESULTS FOR JULY THROUGH FEBRUARY (2025-26)

District 5810

Annual Fund Goal

2025-26	\$4,000
2024-25	\$4,000
2023-24	\$0
2022-23	\$4,000
2021-22	\$0

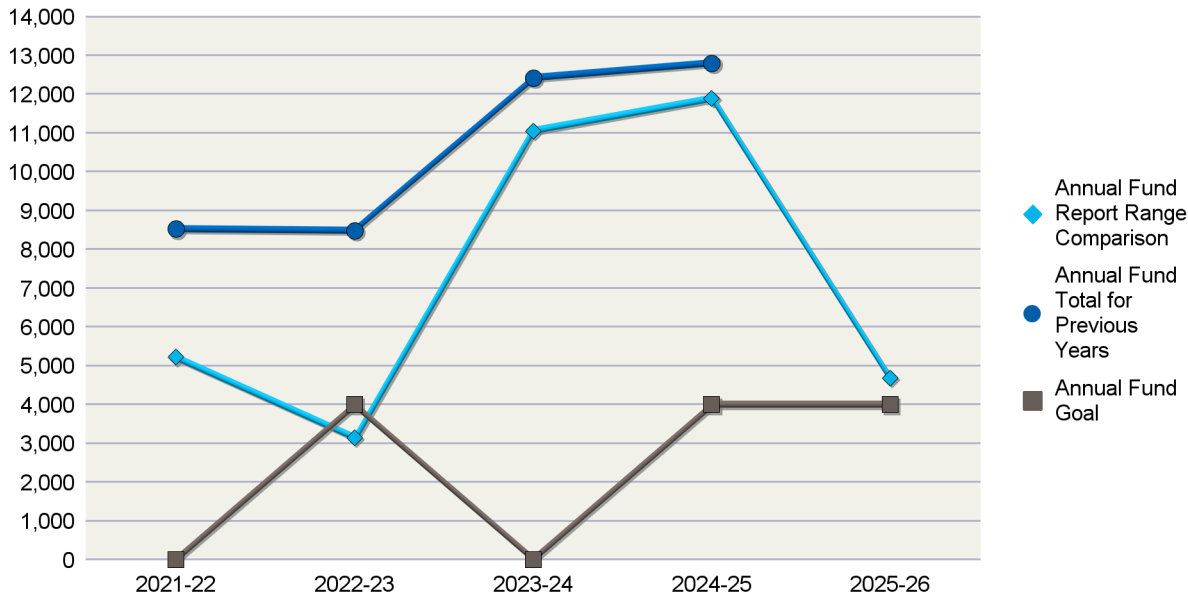
Annual Fund Contributions

2025-26	\$4,693
2024-25	\$12,807
2023-24	\$12,424
2022-23	\$8,489
2021-22	\$8,530

Irving Las Colinas, TX (1834)

Total Contributions*

2025-26	\$5,813
2024-25	\$14,307
2023-24	\$13,924
2022-23	\$8,524
2021-22	\$9,808



AF Per Capita	Club	District
2025-26	\$89	\$94
2024-25	\$272	\$135
2023-24	\$226	\$152
2022-23	\$137	\$140
2021-22	\$161	\$161

Membership

2025-26	53
2024-25	47
2023-24	55
2022-23	62
2021-22	53

	EREY Members	Sustaining Members	PHS Eligible
2025-26	12	6	2
2024-25	17	16	3
2023-24	15	15	4
2022-23	54	20	0
2021-22	14	10	4

Annual Fund Report Range Comparison is the Annual Fund giving from 1 July to 28 February for current and previous years

The prior four-year average in Annual Fund giving from July through 28 February is \$7,830. This figure can be used to compare Annual Fund giving for the current Rotary year.

*Total Contributions include Annual Fund, PolioPlus, approved Foundation Grants, Other Giving, and Endowment contributions for the reporting period.

For questions and additional club reports please use [MyRotary](#) or call the Rotary Support Center toll free at (+1-866-976-8279) or by email at (rotarysupportcenter@rotary.org).

Note: 'EREY Members' reflect the number of donors who contributed some amount to the Annual Fund during the Rotary Year. 'Sustaining Members' reflect the number of donors who contributed US\$100 or more to the Annual Fund. 'PHS Eligible' reflect the number of donors who contributed US\$1,000 or more to the Annual Fund, Polio Plus or approved Foundation Grant.



CLUB FUNDRAISING ANALYSIS

INTERIM RESULTS FOR JULY THROUGH FEBRUARY (2025-26)

District 5810

Annual Fund Goal

2025-26	\$0
2024-25	\$2,500
2023-24	\$2,000
2022-23	\$0
2021-22	\$0

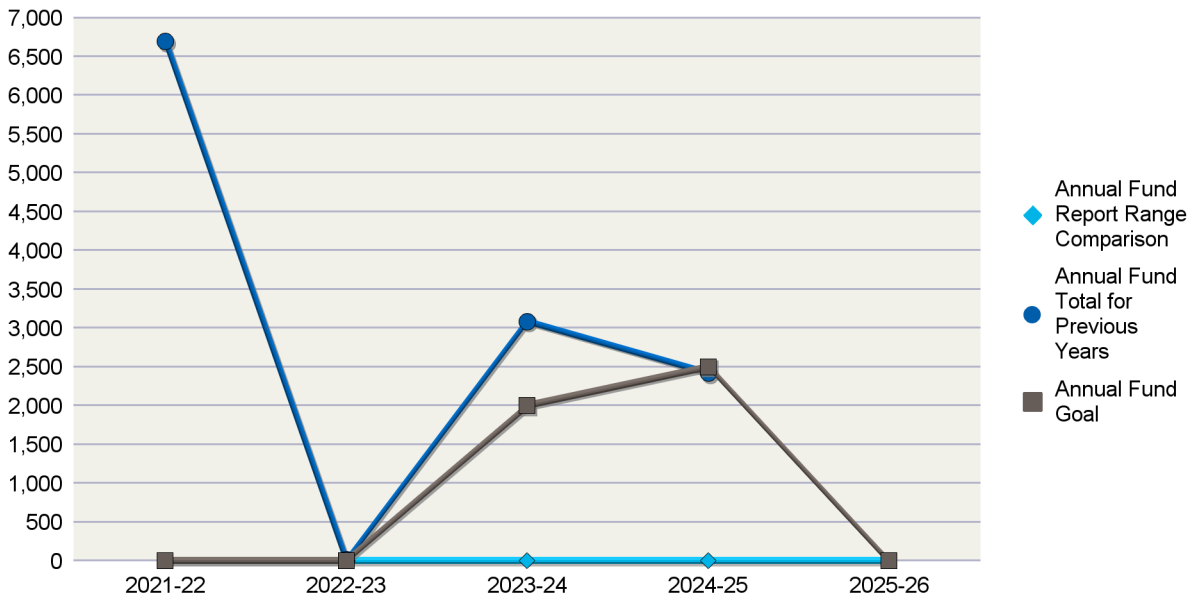
Annual Fund Contributions

2025-26	\$0
2024-25	\$2,422
2023-24	\$3,090
2022-23	\$20
2021-22	\$6,696

Irving Sunrise, TX (25088)

Total Contributions*

2025-26	\$0
2024-25	\$2,422
2023-24	\$3,090
2022-23	\$20
2021-22	\$6,696



AF Per Capita	Club	District
2025-26	\$0	\$94
2024-25	\$115	\$135
2023-24	\$155	\$152
2022-23	\$1	\$140
2021-22	\$279	\$161

Membership

2025-26	19
2024-25	21
2023-24	20
2022-23	23
2021-22	24

	EREY Members	Sustaining Members	PHS Eligible
2025-26	0	0	0
2024-25	18	16	0
2023-24	21	20	0
2022-23	1	0	0
2021-22	23	20	1

Annual Fund Report Range Comparison is the Annual Fund giving from 1 July to 28 February for current and previous years

The prior four-year average in Annual Fund giving from July through 28 February is \$. This figure can be used to compare Annual Fund giving for the current Rotary year.

*Total Contributions include Annual Fund, PolioPlus, approved Foundation Grants, Other Giving, and Endowment contributions for the reporting period.

For questions and additional club reports please use [MyRotary](#) or call the Rotary Support Center toll free at (+1-866-976-8279) or by email at (rotarysupportcenter@rotary.org).

Note: 'EREY Members' reflect the number of donors who contributed some amount to the Annual Fund during the Rotary Year. 'Sustaining Members' reflect the number of donors who contributed US\$100 or more to the Annual Fund. 'PHS Eligible' reflect the number of donors who contributed US\$1,000 or more to the Annual Fund, Polio Plus or approved Foundation Grant.



CLUB FUNDRAISING ANALYSIS

INTERIM RESULTS FOR JULY THROUGH FEBRUARY (2025-26)

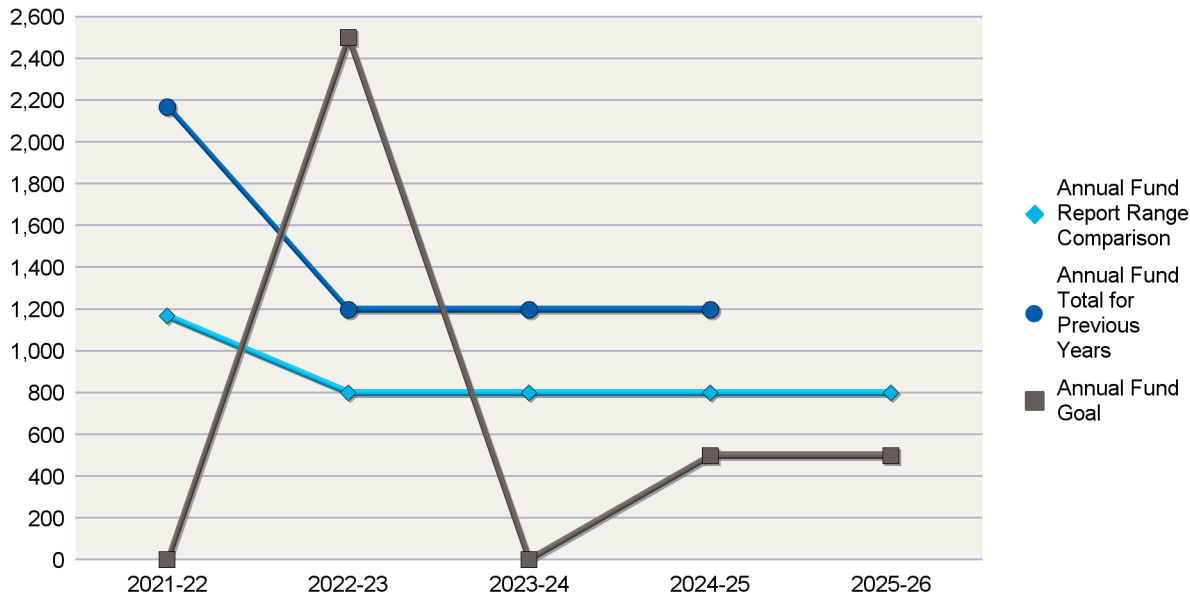
District 5810

Annual Fund Goal

2025-26	\$500
2024-25	\$500
2023-24	\$0
2022-23	\$2,500
2021-22	\$0

Annual Fund Contributions

2025-26	\$800
2024-25	\$1,200
2023-24	\$1,200
2022-23	\$1,200
2021-22	\$2,168



Annual Fund Report Range Comparison is the Annual Fund giving from 1 July to 28 February for current and previous years

The prior four-year average in Annual Fund giving from July through 28 February is \$892. This figure can be used to compare Annual Fund giving for the current Rotary year.

*Total Contributions include Annual Fund, PolioPlus, approved Foundation Grants, Other Giving, and Endowment contributions for the reporting period.

For questions and additional club reports please use [MyRotary](#) or call the Rotary Support Center toll free at (+1-866-976-8279) or by email at (rotarysupportcenter@rotary.org).

Lake Texoma (Pottsboro), TX (83652)

Total Contributions*

2025-26	\$800
2024-25	\$1,200
2023-24	\$1,200
2022-23	\$1,200
2021-22	\$2,268

AF Per Capita	Club	District
2025-26	\$89	\$94
2024-25	\$133	\$135
2023-24	\$150	\$152
2022-23	\$92	\$140
2021-22	\$167	\$161

Membership

2025-26	9
2024-25	9
2023-24	8
2022-23	13
2021-22	13

	EREY Members	Sustaining Members	PHS Eligible
2025-26	1	1	0
2024-25	1	1	1
2023-24	1	1	1
2022-23	1	1	1
2021-22	3	3	1

Note: 'EREY Members' reflect the number of donors who contributed some amount to the Annual Fund during the Rotary Year. 'Sustaining Members' reflect the number of donors who contributed US\$100 or more to the Annual Fund. 'PHS Eligible' reflect the number of donors who contributed US\$1,000 or more to the Annual Fund, Polio Plus or approved Foundation Grant.



CLUB FUNDRAISING ANALYSIS

INTERIM RESULTS FOR JULY THROUGH FEBRUARY (2025-26)

District 5810

Annual Fund Goal

2025-26	\$2,500
2024-25	\$2,000
2023-24	\$0
2022-23	\$2,000
2021-22	\$0

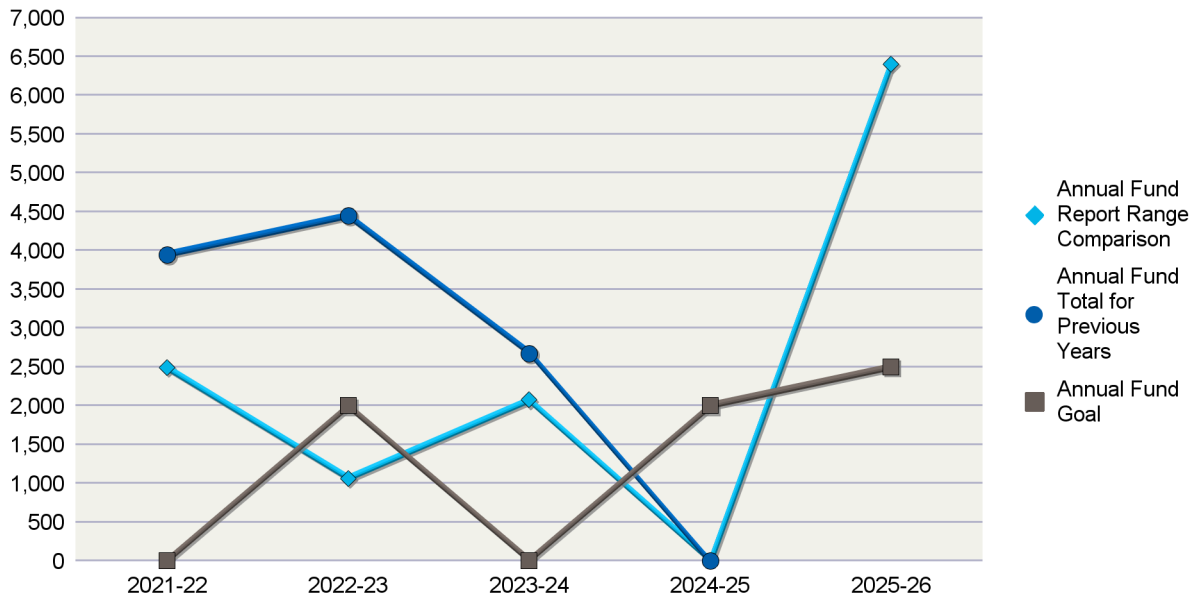
Annual Fund Contributions

2025-26	\$6,400
2024-25	\$0
2023-24	\$2,677
2022-23	\$4,450
2021-22	\$3,948

McKinney Sunrise, TX (28762)

Total Contributions*

2025-26	\$6,700
2024-25	\$3,000
2023-24	\$2,677
2022-23	\$4,450
2021-22	\$4,448



AF Per Capita	Club	District
2025-26	\$213	\$94
2024-25	\$0	\$135
2023-24	\$92	\$152
2022-23	\$185	\$140
2021-22	\$164	\$161

Membership

2025-26	30
2024-25	34
2023-24	29
2022-23	24
2021-22	24

	EREY Members	Sustaining Members	PHS Eligible
2025-26	30	17	1
2024-25	0	0	0
2023-24	25	8	0
2022-23	28	16	1
2021-22	21	9	0

Annual Fund Report Range Comparison is the Annual Fund giving from 1 July to 28 February for current and previous years

The prior four-year average in Annual Fund giving from July through 28 February is \$1,407. This figure can be used to compare Annual Fund giving for the current Rotary year.

*Total Contributions include Annual Fund, PolioPlus, approved Foundation Grants, Other Giving, and Endowment contributions for the reporting period.

For questions and additional club reports please use [MyRotary](#) or call the Rotary Support Center toll free at (+1-866-976-8279) or by email at (rotarysupportcenter@rotary.org).

Note: 'EREY Members' reflect the number of donors who contributed some amount to the Annual Fund during the Rotary Year. 'Sustaining Members' reflect the number of donors who contributed US\$100 or more to the Annual Fund. 'PHS Eligible' reflect the number of donors who contributed US\$1,000 or more to the Annual Fund, Polio Plus or approved Foundation Grant.



CLUB FUNDRAISING ANALYSIS

INTERIM RESULTS FOR JULY THROUGH FEBRUARY (2025-26)

District 5810

Annual Fund Goal

2025-26	\$7,500
2024-25	\$7,500
2023-24	\$6,500
2022-23	\$6,400
2021-22	\$7,800

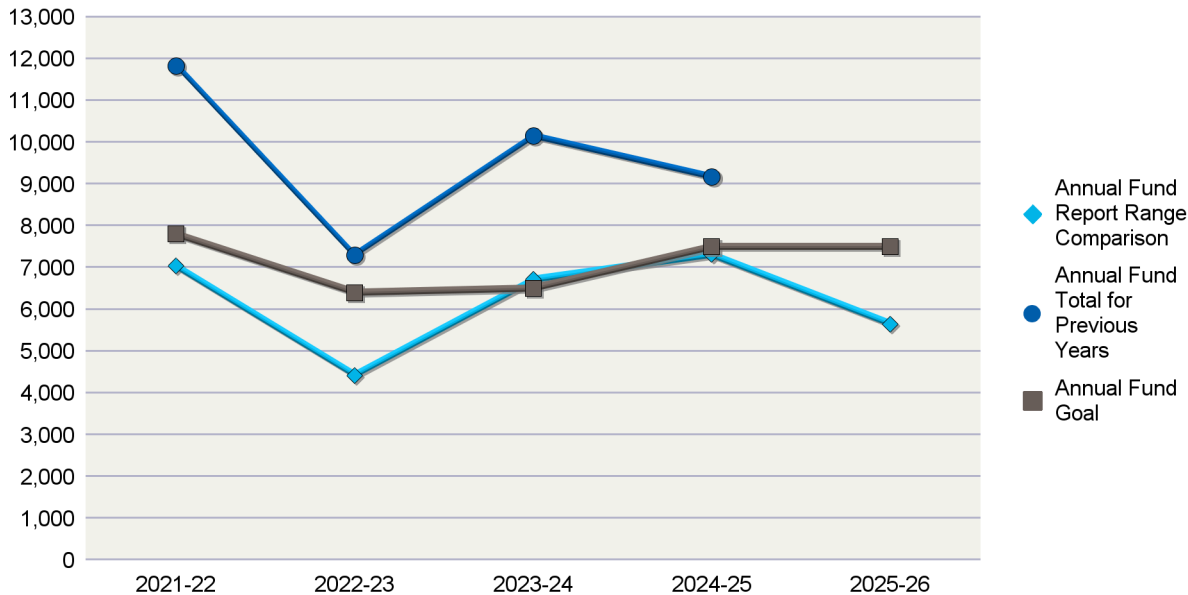
Annual Fund Contributions

2025-26	\$5,646
2024-25	\$9,174
2023-24	\$10,161
2022-23	\$7,305
2021-22	\$11,825

McKinney, TX (1836)

Total Contributions*

2025-26	\$37,250
2024-25	\$10,199
2023-24	\$12,161
2022-23	\$9,305
2021-22	\$13,575



AF Per Capita	Club	District
2025-26	\$82	\$94
2024-25	\$137	\$135
2023-24	\$169	\$152
2022-23	\$120	\$140
2021-22	\$194	\$161

Membership

2025-26	69
2024-25	67
2023-24	60
2022-23	61
2021-22	61

	EREY Members	Sustaining Members	PHS Eligible
2025-26	32	9	0
2024-25	38	24	2
2023-24	43	35	2
2022-23	37	29	4
2021-22	45	37	3

Annual Fund Report Range Comparison is the Annual Fund giving from 1 July to 28 February for current and previous years

The prior four-year average in Annual Fund giving from July through 28 February is \$6,371. This figure can be used to compare Annual Fund giving for the current Rotary year.

*Total Contributions include Annual Fund, PolioPlus, approved Foundation Grants, Other Giving, and Endowment contributions for the reporting period.

For questions and additional club reports please use [MyRotary](#) or call the Rotary Support Center toll free at (+1-866-976-8279) or by email at (rotarysupportcenter@rotary.org).

Note: 'EREY Members' reflect the number of donors who contributed some amount to the Annual Fund during the Rotary Year. 'Sustaining Members' reflect the number of donors who contributed US\$100 or more to the Annual Fund. 'PHS Eligible' reflect the number of donors who contributed US\$1,000 or more to the Annual Fund, Polio Plus or approved Foundation Grant.



CLUB FUNDRAISING ANALYSIS

INTERIM RESULTS FOR JULY THROUGH FEBRUARY (2025-26)

District 5810

Melissa, TX (83111)

Annual Fund Goal

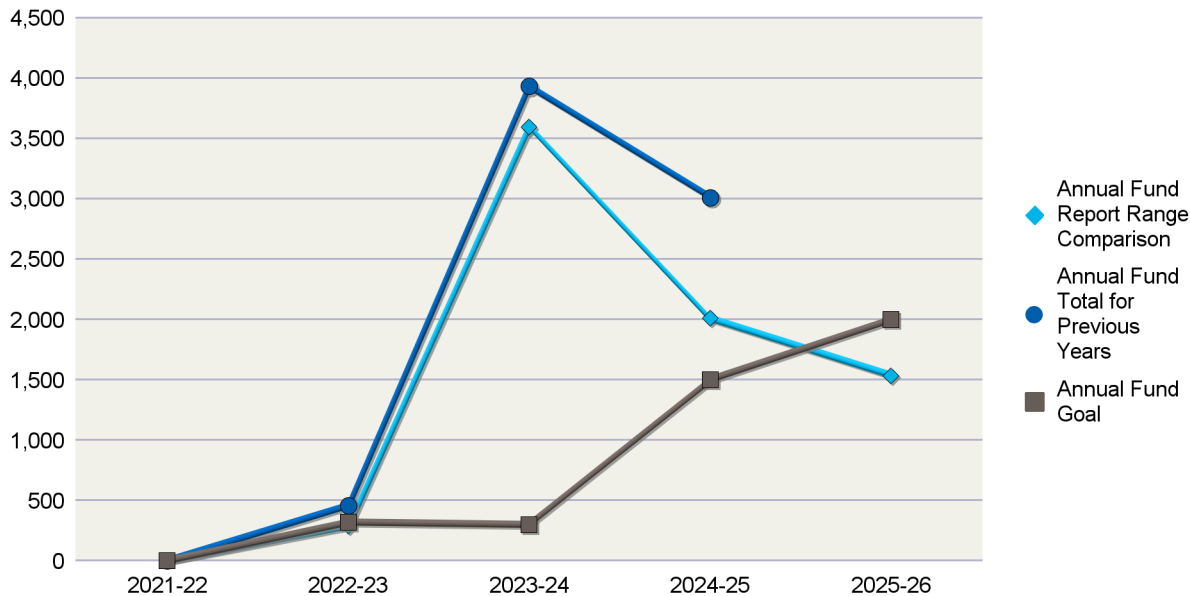
2025-26	\$2,000
2024-25	\$1,500
2023-24	\$300
2022-23	\$320
2021-22	\$0

Annual Fund Contributions

2025-26	\$1,535
2024-25	\$3,010
2023-24	\$3,932
2022-23	\$460
2021-22	\$0

Total Contributions*

2025-26	\$2,168
2024-25	\$9,385
2023-24	\$4,182
2022-23	\$460
2021-22	\$1,860



AF Per Capita	Club	District
2025-26	\$85	\$94
2024-25	\$167	\$135
2023-24	\$262	\$152
2022-23	\$26	\$140
2021-22	\$0	\$161

Membership

2025-26	18
2024-25	18
2023-24	15
2022-23	18
2021-22	20

	EREY Members	Sustaining Members	PHS Eligible
2025-26	2	2	1
2024-25	3	3	2
2023-24	6	5	2
2022-23	14	1	0
2021-22	0	0	0

Annual Fund Report Range Comparison is the Annual Fund giving from 1 July to 28 February for current and previous years

The prior four-year average in Annual Fund giving from July through 28 February is \$1,473. This figure can be used to compare Annual Fund giving for the current Rotary year.

*Total Contributions include Annual Fund, PolioPlus, approved Foundation Grants, Other Giving, and Endowment contributions for the reporting period.

For questions and additional club reports please use [MyRotary](#) or call the Rotary Support Center toll free at (+1-866-976-8279) or by email at (rotarysupportcenter@rotary.org).

Note: 'EREY Members' reflect the number of donors who contributed some amount to the Annual Fund during the Rotary Year. 'Sustaining Members' reflect the number of donors who contributed US\$100 or more to the Annual Fund. 'PHS Eligible' reflect the number of donors who contributed US\$1,000 or more to the Annual Fund, Polio Plus or approved Foundation Grant.



CLUB FUNDRAISING ANALYSIS

INTERIM RESULTS FOR JULY THROUGH FEBRUARY (2025-26)

District 5810

Annual Fund Goal

2025-26	\$4,000
2024-25	\$4,000
2023-24	\$0
2022-23	\$0
2021-22	\$5,000

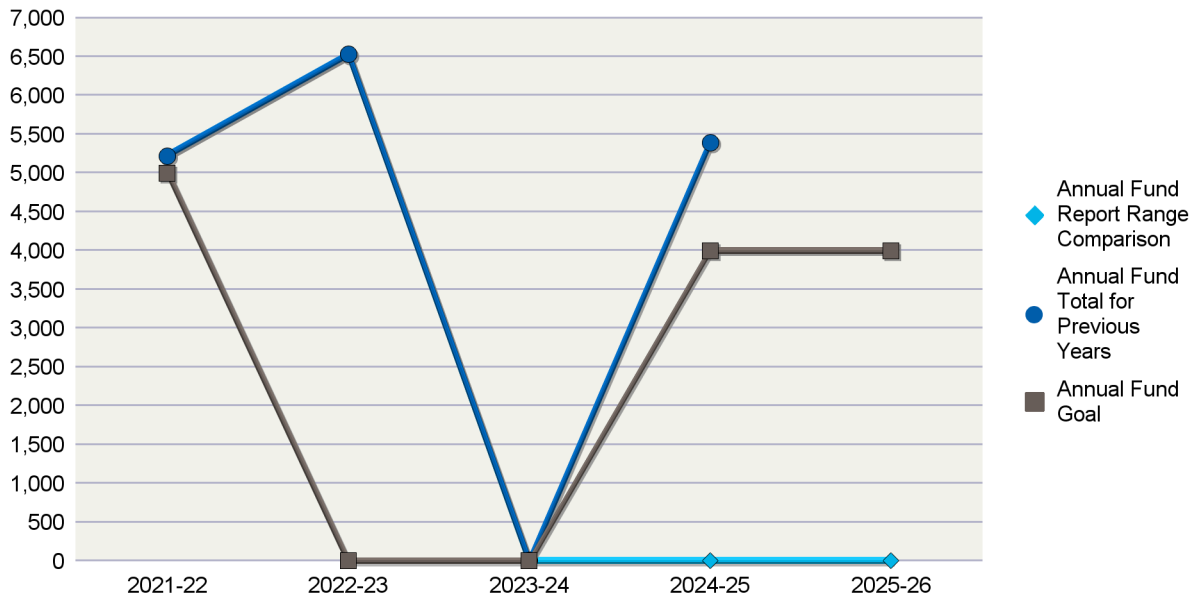
Annual Fund Contributions

2025-26	\$0
2024-25	\$5,393
2023-24	\$10
2022-23	\$6,530
2021-22	\$5,220

Mesquite, TX (1837)

Total Contributions*

2025-26	\$800
2024-25	\$7,593
2023-24	\$3,210
2022-23	\$8,680
2021-22	\$6,470



AF Per Capita	Club	District
2025-26	\$0	\$94
2024-25	\$142	\$135
2023-24	\$0	\$152
2022-23	\$172	\$140
2021-22	\$127	\$161

Membership

2025-26	33
2024-25	38
2023-24	42
2022-23	38
2021-22	41

	EREY Members	Sustaining Members	PHS Eligible
2025-26	0	0	0
2024-25	25	22	4
2023-24	1	1	2
2022-23	29	25	4
2021-22	34	24	3

Annual Fund Report Range Comparison is the Annual Fund giving from 1 July to 28 February for current and previous years

The prior four-year average in Annual Fund giving from July through 28 February is \$2,938. This figure can be used to compare Annual Fund giving for the current Rotary year.

*Total Contributions include Annual Fund, PolioPlus, approved Foundation Grants, Other Giving, and Endowment contributions for the reporting period.

For questions and additional club reports please use [MyRotary](#) or call the Rotary Support Center toll free at (+1-866-976-8279) or by email at (rotarysupportcenter@rotary.org).

Note: 'EREY Members' reflect the number of donors who contributed some amount to the Annual Fund during the Rotary Year. 'Sustaining Members' reflect the number of donors who contributed US\$100 or more to the Annual Fund. 'PHS Eligible' reflect the number of donors who contributed US\$1,000 or more to the Annual Fund, Polio Plus or approved Foundation Grant.



CLUB FUNDRAISING ANALYSIS

INTERIM RESULTS FOR JULY THROUGH FEBRUARY (2025-26)

District 5810

Annual Fund Goal

2025-26	\$5,000
2024-25	\$3,500
2023-24	\$1,500
2022-23	\$0
2021-22	\$0

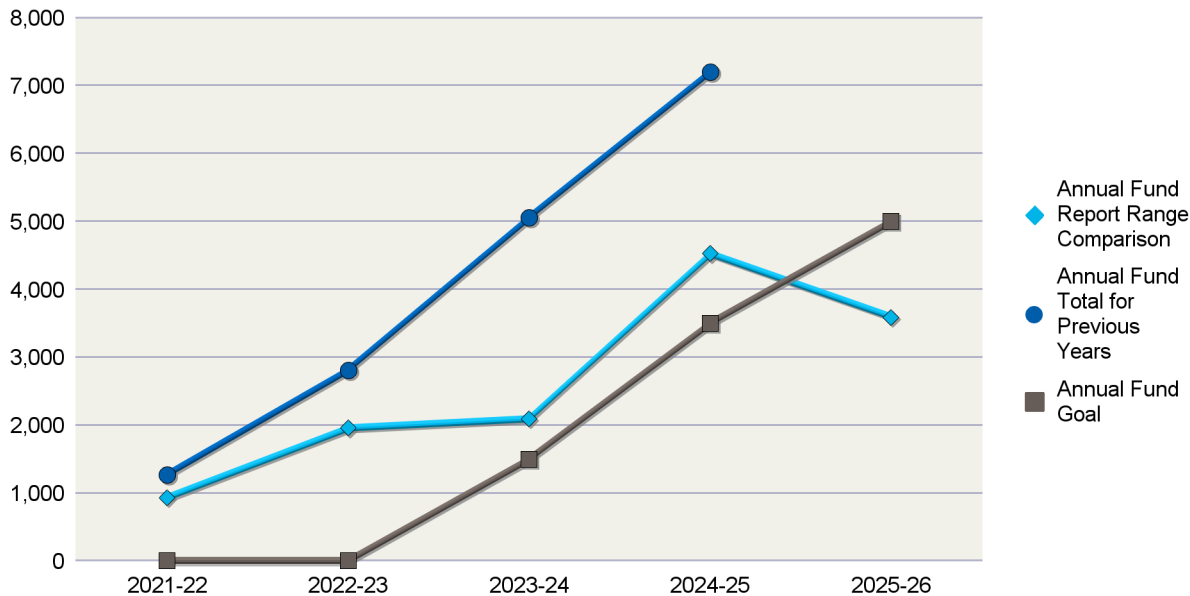
Annual Fund Contributions

2025-26	\$3,588
2024-25	\$7,205
2023-24	\$5,060
2022-23	\$2,813
2021-22	\$1,270

Midlothian, TX (1838)

Total Contributions*

2025-26	\$3,753
2024-25	\$8,445
2023-24	\$6,960
2022-23	\$3,113
2021-22	\$1,470



AF Per Capita	Club	District
2025-26	\$124	\$94
2024-25	\$313	\$135
2023-24	\$266	\$152
2022-23	\$117	\$140
2021-22	\$47	\$161

Membership

2025-26	29
2024-25	23
2023-24	19
2022-23	24
2021-22	27

	EREY Members	Sustaining Members	PHS Eligible
2025-26	29	8	1
2024-25	31	5	4
2023-24	23	11	3
2022-23	6	5	2
2021-22	3	2	1

Annual Fund Report Range Comparison is the Annual Fund giving from 1 July to 28 February for current and previous years

The prior four-year average in Annual Fund giving from July through 28 February is \$2,375. This figure can be used to compare Annual Fund giving for the current Rotary year.

*Total Contributions include Annual Fund, PolioPlus, approved Foundation Grants, Other Giving, and Endowment contributions for the reporting period.

For questions and additional club reports please use [MyRotary](#) or call the Rotary Support Center toll free at (+1-866-976-8279) or by email at (rotarysupportcenter@rotary.org).

Note: 'EREY Members' reflect the number of donors who contributed some amount to the Annual Fund during the Rotary Year. 'Sustaining Members' reflect the number of donors who contributed US\$100 or more to the Annual Fund. 'PHS Eligible' reflect the number of donors who contributed US\$1,000 or more to the Annual Fund, Polio Plus or approved Foundation Grant.



CLUB FUNDRAISING ANALYSIS

INTERIM RESULTS FOR JULY THROUGH FEBRUARY (2025-26)

District 5810

Annual Fund Goal

2025-26	\$2,000
2024-25	\$500
2023-24	\$1,000
2022-23	\$100
2021-22	\$1,000

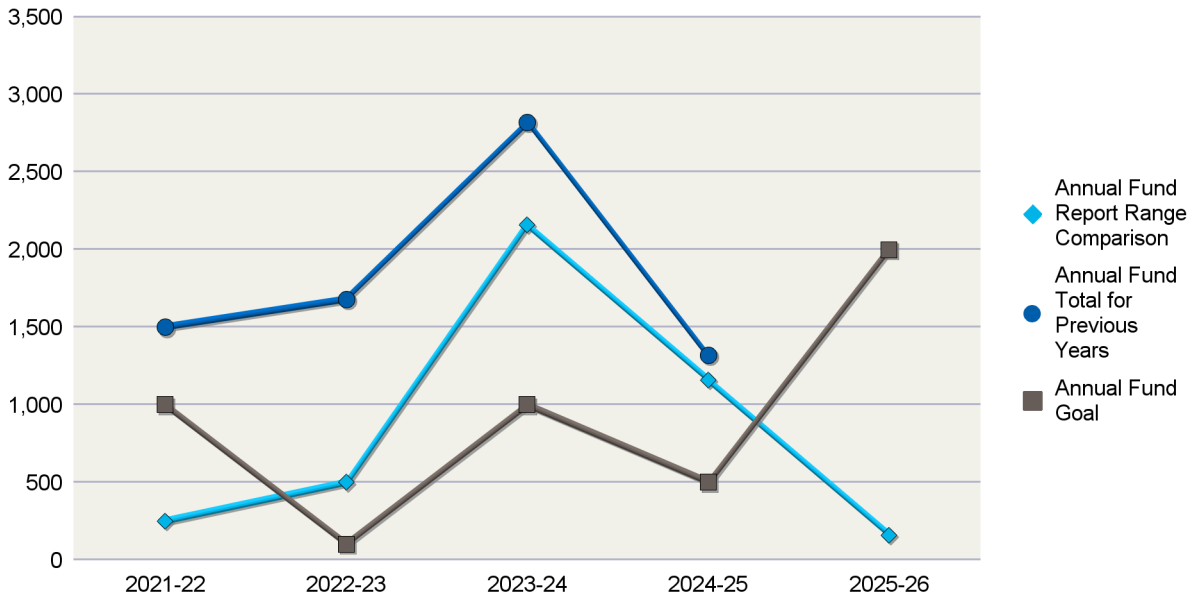
Annual Fund Contributions

2025-26	\$160
2024-25	\$1,320
2023-24	\$2,820
2022-23	\$1,680
2021-22	\$1,500

North Texas Pioneers, Plano, TX (83110)

Total Contributions*

2025-26	\$160
2024-25	\$1,320
2023-24	\$61,570
2022-23	\$2,230
2021-22	\$1,500



AF Per Capita Club District

2025-26	\$6	\$94
2024-25	\$51	\$135
2023-24	\$104	\$152
2022-23	\$60	\$140
2021-22	\$71	\$161

Membership

2025-26	27
2024-25	26
2023-24	27
2022-23	28
2021-22	21

	EREY Members	Sustaining Members	PHS Eligible
2025-26	2	0	0
2024-25	4	4	0
2023-24	4	4	2
2022-23	5	3	1
2021-22	1	1	1

Annual Fund Report Range Comparison is the Annual Fund giving from 1 July to 28 February for current and previous years

The prior four-year average in Annual Fund giving from July through 28 February is \$1,018. This figure can be used to compare Annual Fund giving for the current Rotary year.

*Total Contributions include Annual Fund, PolioPlus, approved Foundation Grants, Other Giving, and Endowment contributions for the reporting period.

For questions and additional club reports please use [MyRotary](#) or call the Rotary Support Center toll free at (+1-866-976-8279) or by email at (rotarysupportcenter@rotary.org).

Note: 'EREY Members' reflect the number of donors who contributed some amount to the Annual Fund during the Rotary Year. 'Sustaining Members' reflect the number of donors who contributed US\$100 or more to the Annual Fund. 'PHS Eligible' reflect the number of donors who contributed US\$1,000 or more to the Annual Fund, Polio Plus or approved Foundation Grant.



CLUB FUNDRAISING ANALYSIS

INTERIM RESULTS FOR JULY THROUGH FEBRUARY (2025-26)

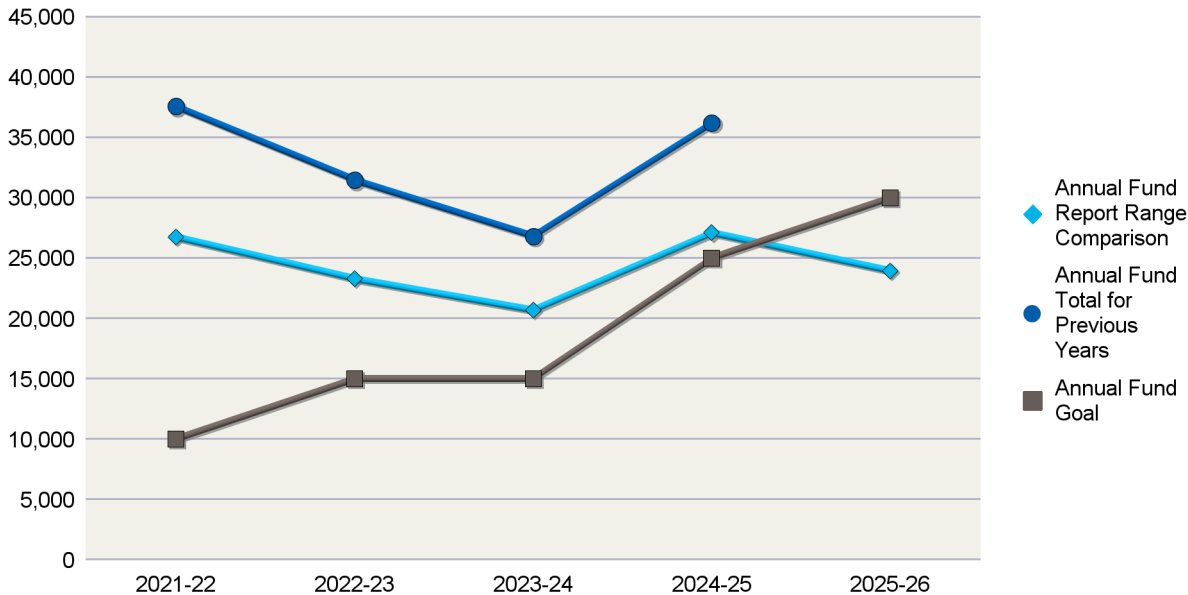
District 5810

Annual Fund Goal

2025-26	\$30,000
2024-25	\$25,000
2023-24	\$15,000
2022-23	\$15,000
2021-22	\$10,000

Annual Fund Contributions

2025-26	\$23,931
2024-25	\$36,193
2023-24	\$26,800
2022-23	\$31,458
2021-22	\$37,565



Annual Fund Report Range Comparison is the Annual Fund giving from 1 July to 28 February for current and previous years

The prior four-year average in Annual Fund giving from July through 28 February is \$24,449. This figure can be used to compare Annual Fund giving for the current Rotary year.

*Total Contributions include Annual Fund, PolioPlus, approved Foundation Grants, Other Giving, and Endowment contributions for the reporting period.

For questions and additional club reports please use [MyRotary](#) or call the Rotary Support Center toll free at (+1-866-976-8279) or by email at (rotarysupportcenter@rotary.org).

Park Cities (Dallas), TX (1840)

Total Contributions*

2025-26	\$28,641
2024-25	\$46,900
2023-24	\$38,210
2022-23	\$36,493
2021-22	\$40,874

AF Per Capita Club District

2025-26	\$184	\$94
2024-25	\$276	\$135
2023-24	\$187	\$152
2022-23	\$207	\$140
2021-22	\$250	\$161

Membership

2025-26	130
2024-25	131
2023-24	143
2022-23	152
2021-22	150

	EREY Members	Sustaining Members	PHS Eligible
2025-26	44	44	21
2024-25	59	58	28
2023-24	59	59	22
2022-23	69	68	18
2021-22	73	71	24

Note: 'EREY Members' reflect the number of donors who contributed some amount to the Annual Fund during the Rotary Year. 'Sustaining Members' reflect the number of donors who contributed US\$100 or more to the Annual Fund. 'PHS Eligible' reflect the number of donors who contributed US\$1,000 or more to the Annual Fund, Polio Plus or approved Foundation Grant.



CLUB FUNDRAISING ANALYSIS

INTERIM RESULTS FOR JULY THROUGH FEBRUARY (2025-26)

District 5810

Annual Fund Goal

2025-26	\$6,000
2024-25	\$6,000
2023-24	\$6,000
2022-23	\$0
2021-22	\$0

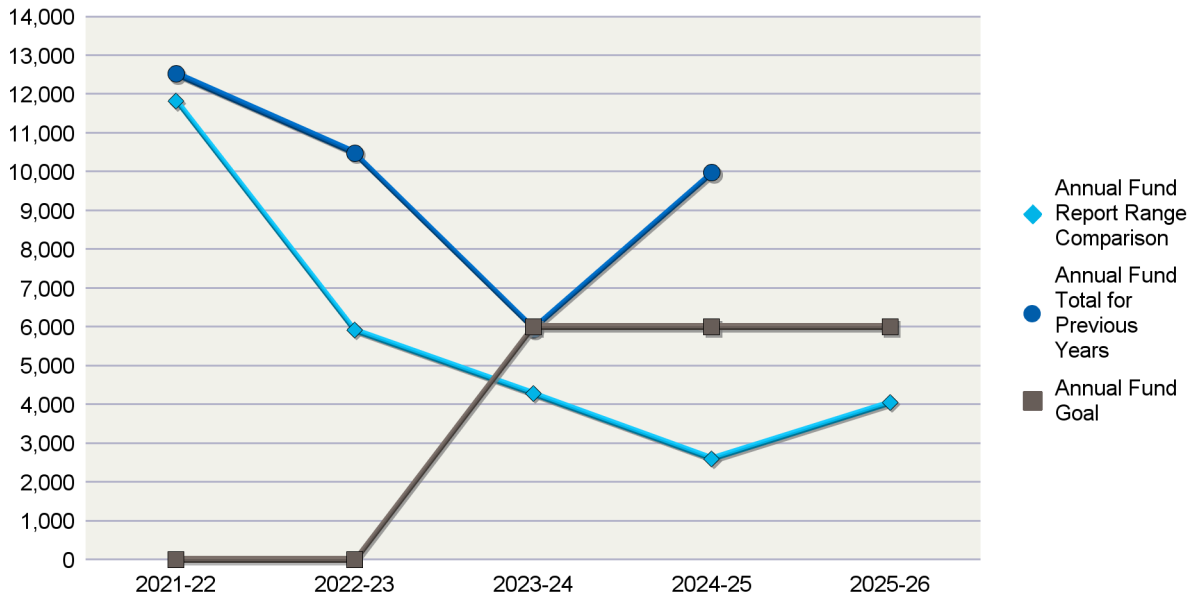
Annual Fund Contributions

2025-26	\$4,065
2024-25	\$9,986
2023-24	\$5,948
2022-23	\$10,482
2021-22	\$12,530

Plano Metro, TX (22258)

Total Contributions*

2025-26	\$5,993
2024-25	\$16,063
2023-24	\$6,582
2022-23	\$42,982
2021-22	\$13,030



AF Per Capita	Club	District
2025-26	\$107	\$94
2024-25	\$256	\$135
2023-24	\$165	\$152
2022-23	\$269	\$140
2021-22	\$285	\$161

Membership

2025-26	38
2024-25	39
2023-24	36
2022-23	39
2021-22	44

	EREY Members	Sustaining Members	PHS Eligible
2025-26	7	7	1
2024-25	31	27	5
2023-24	9	9	4
2022-23	38	31	4
2021-22	24	10	3

Annual Fund Report Range Comparison is the Annual Fund giving from 1 July to 28 February for current and previous years

The prior four-year average in Annual Fund giving from July through 28 February is \$6,163. This figure can be used to compare Annual Fund giving for the current Rotary year.

*Total Contributions include Annual Fund, PolioPlus, approved Foundation Grants, Other Giving, and Endowment contributions for the reporting period.

For questions and additional club reports please use [MyRotary](#) or call the Rotary Support Center toll free at (+1-866-976-8279) or by email at (rotarysupportcenter@rotary.org).

Note: 'EREY Members' reflect the number of donors who contributed some amount to the Annual Fund during the Rotary Year. 'Sustaining Members' reflect the number of donors who contributed US\$100 or more to the Annual Fund. 'PHS Eligible' reflect the number of donors who contributed US\$1,000 or more to the Annual Fund, Polio Plus or approved Foundation Grant.



CLUB FUNDRAISING ANALYSIS

INTERIM RESULTS FOR JULY THROUGH FEBRUARY (2025-26)

District 5810

Annual Fund Goal

2025-26	\$5,000
2024-25	\$2,500
2023-24	\$5,000
2022-23	\$3,000
2021-22	\$3,000

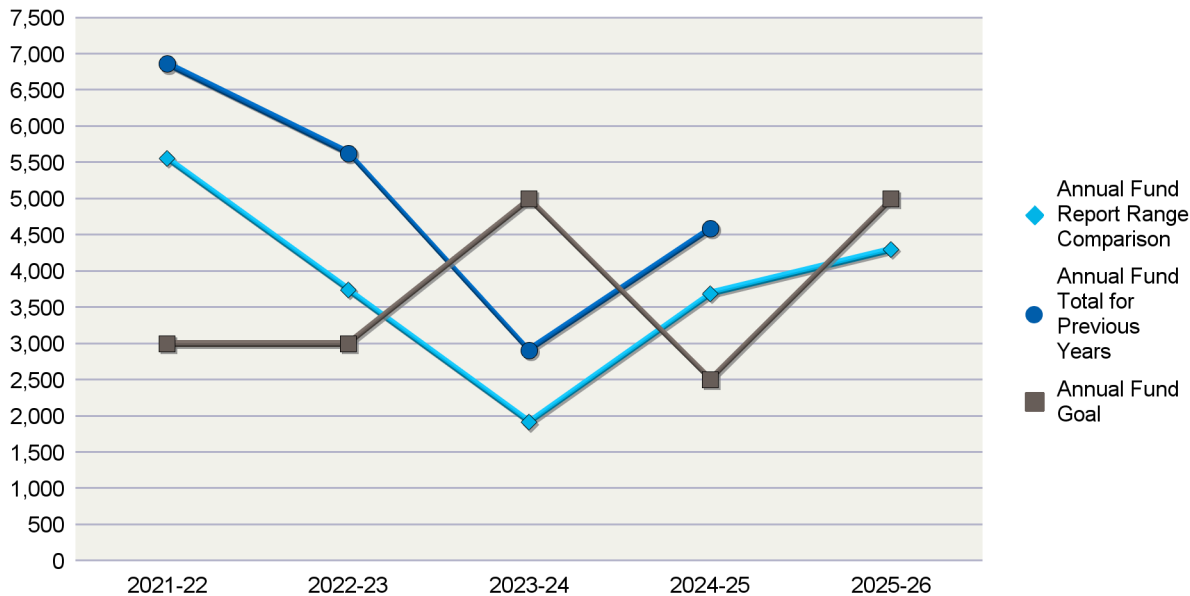
Annual Fund Contributions

2025-26	\$4,300
2024-25	\$4,592
2023-24	\$2,913
2022-23	\$5,628
2021-22	\$6,864

Plano Sunrise, TX (53204)

Total Contributions*

2025-26	\$4,300
2024-25	\$4,592
2023-24	\$3,938
2022-23	\$5,928
2021-22	\$7,164



AF Per Capita	Club	District
2025-26	\$148	\$94
2024-25	\$131	\$135
2023-24	\$86	\$152
2022-23	\$182	\$140
2021-22	\$264	\$161

Membership

2025-26	29
2024-25	35
2023-24	34
2022-23	31
2021-22	26

	EREY Members	Sustaining Members	PHS Eligible
2025-26	6	6	3
2024-25	9	8	3
2023-24	5	5	1
2022-23	10	9	1
2021-22	15	12	2

Annual Fund Report Range Comparison is the Annual Fund giving from 1 July to 28 February for current and previous years

The prior four-year average in Annual Fund giving from July through 28 February is \$3,727. This figure can be used to compare Annual Fund giving for the current Rotary year.

*Total Contributions include Annual Fund, PolioPlus, approved Foundation Grants, Other Giving, and Endowment contributions for the reporting period.

For questions and additional club reports please use [MyRotary](#) or call the Rotary Support Center toll free at (+1-866-976-8279) or by email at (rotarysupportcenter@rotary.org).

Note: 'EREY Members' reflect the number of donors who contributed some amount to the Annual Fund during the Rotary Year. 'Sustaining Members' reflect the number of donors who contributed US\$100 or more to the Annual Fund. 'PHS Eligible' reflect the number of donors who contributed US\$1,000 or more to the Annual Fund, Polio Plus or approved Foundation Grant.



CLUB FUNDRAISING ANALYSIS

INTERIM RESULTS FOR JULY THROUGH FEBRUARY (2025-26)

District 5810

Annual Fund Goal

2025-26	\$0
2024-25	\$0
2023-24	\$2,500
2022-23	\$2,000
2021-22	\$0

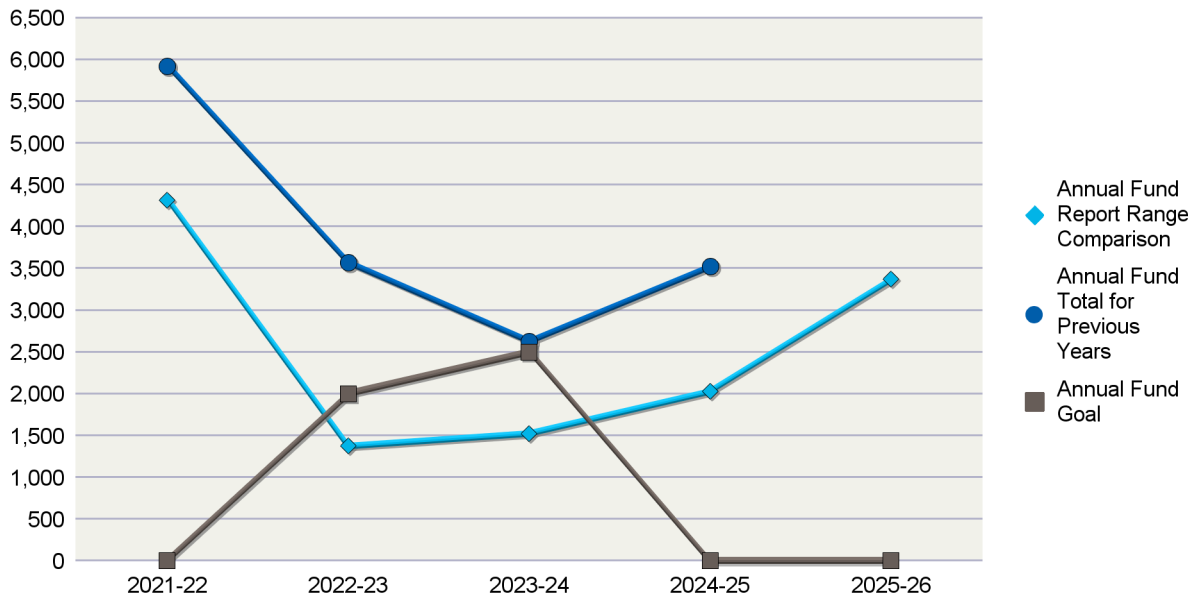
Annual Fund Contributions

2025-26	\$3,374
2024-25	\$3,526
2023-24	\$2,625
2022-23	\$3,575
2021-22	\$5,920

Plano, TX (1841)

Total Contributions*

2025-26	\$3,834
2024-25	\$6,408
2023-24	\$5,299
2022-23	\$4,775
2021-22	\$5,920



AF Per Capita	Club	District
2025-26	\$52	\$94
2024-25	\$78	\$135
2023-24	\$54	\$152
2022-23	\$74	\$140
2021-22	\$110	\$161

Membership

2025-26	65
2024-25	45
2023-24	49
2022-23	48
2021-22	54

	EREY Members	Sustaining Members	PHS Eligible
2025-26	16	11	1
2024-25	21	17	5
2023-24	23	15	5
2022-23	28	15	6
2021-22	28	26	4

Annual Fund Report Range Comparison is the Annual Fund giving from 1 July to 28 February for current and previous years

The prior four-year average in Annual Fund giving from July through 28 February is \$2,313. This figure can be used to compare Annual Fund giving for the current Rotary year.

*Total Contributions include Annual Fund, PolioPlus, approved Foundation Grants, Other Giving, and Endowment contributions for the reporting period.

For questions and additional club reports please use [MyRotary](#) or call the Rotary Support Center toll free at (+1-866-976-8279) or by email at (rotarysupportcenter@rotary.org).

Note: 'EREY Members' reflect the number of donors who contributed some amount to the Annual Fund during the Rotary Year. 'Sustaining Members' reflect the number of donors who contributed US\$100 or more to the Annual Fund. 'PHS Eligible' reflect the number of donors who contributed US\$1,000 or more to the Annual Fund, Polio Plus or approved Foundation Grant.



CLUB FUNDRAISING ANALYSIS

INTERIM RESULTS FOR JULY THROUGH FEBRUARY (2025-26)

District 5810

Annual Fund Goal

2025-26	\$5,500
2024-25	\$5,000
2023-24	\$2,000
2022-23	\$2,000
2021-22	\$6,300

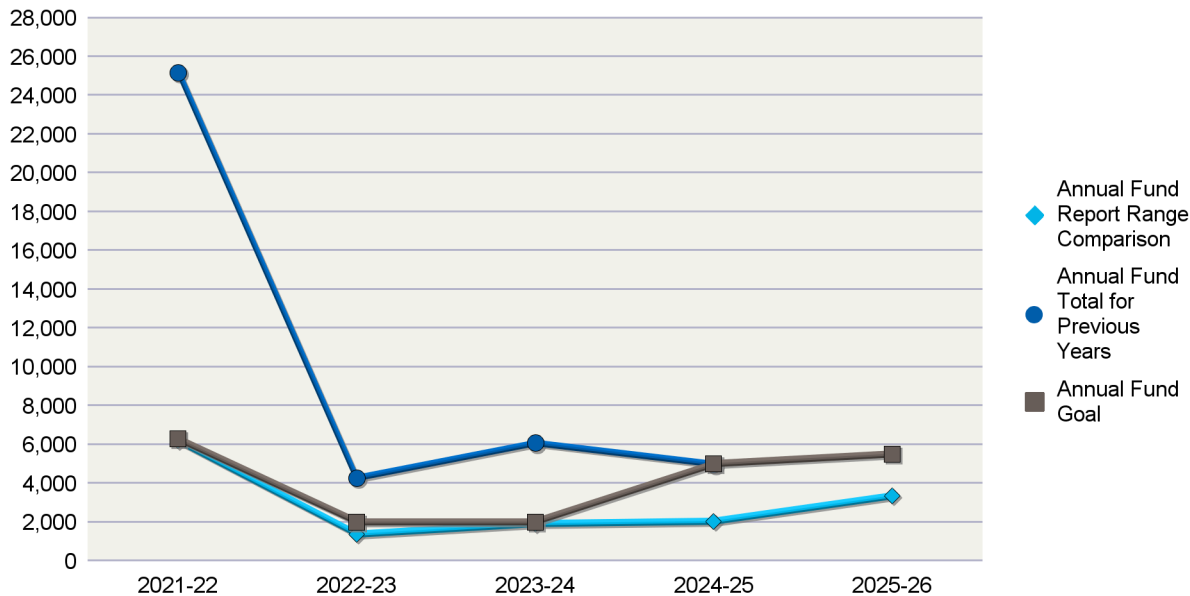
Annual Fund Contributions

2025-26	\$3,349
2024-25	\$4,990
2023-24	\$6,085
2022-23	\$4,275
2021-22	\$25,186

Plano West, TX (1842)

Total Contributions*

2025-26	\$13,349
2024-25	\$5,390
2023-24	\$9,343
2022-23	\$6,707
2021-22	\$28,756



AF Per Capita	Club	District
2025-26	\$80	\$94
2024-25	\$113	\$135
2023-24	\$115	\$152
2022-23	\$65	\$140
2021-22	\$400	\$161

Membership

2025-26	42
2024-25	44
2023-24	53
2022-23	66
2021-22	63

	EREY Members	Sustaining Members	PHS Eligible
2025-26	9	7	0
2024-25	11	8	2
2023-24	18	9	3
2022-23	18	7	3
2021-22	30	18	4

Annual Fund Report Range Comparison is the Annual Fund giving from 1 July to 28 February for current and previous years

The prior four-year average in Annual Fund giving from July through 28 February is \$2,875. This figure can be used to compare Annual Fund giving for the current Rotary year.

*Total Contributions include Annual Fund, PolioPlus, approved Foundation Grants, Other Giving, and Endowment contributions for the reporting period.

For questions and additional club reports please use [MyRotary](#) or call the Rotary Support Center toll free at (+1-866-976-8279) or by email at (rotarysupportcenter@rotary.org).

Note: 'EREY Members' reflect the number of donors who contributed some amount to the Annual Fund during the Rotary Year. 'Sustaining Members' reflect the number of donors who contributed US\$100 or more to the Annual Fund. 'PHS Eligible' reflect the number of donors who contributed US\$1,000 or more to the Annual Fund, Polio Plus or approved Foundation Grant.



CLUB FUNDRAISING ANALYSIS

INTERIM RESULTS FOR JULY THROUGH FEBRUARY (2025-26)

District 5810

Annual Fund Goal

2025-26	\$0
2024-25	\$0
2023-24	\$8,000
2022-23	\$0
2021-22	\$0

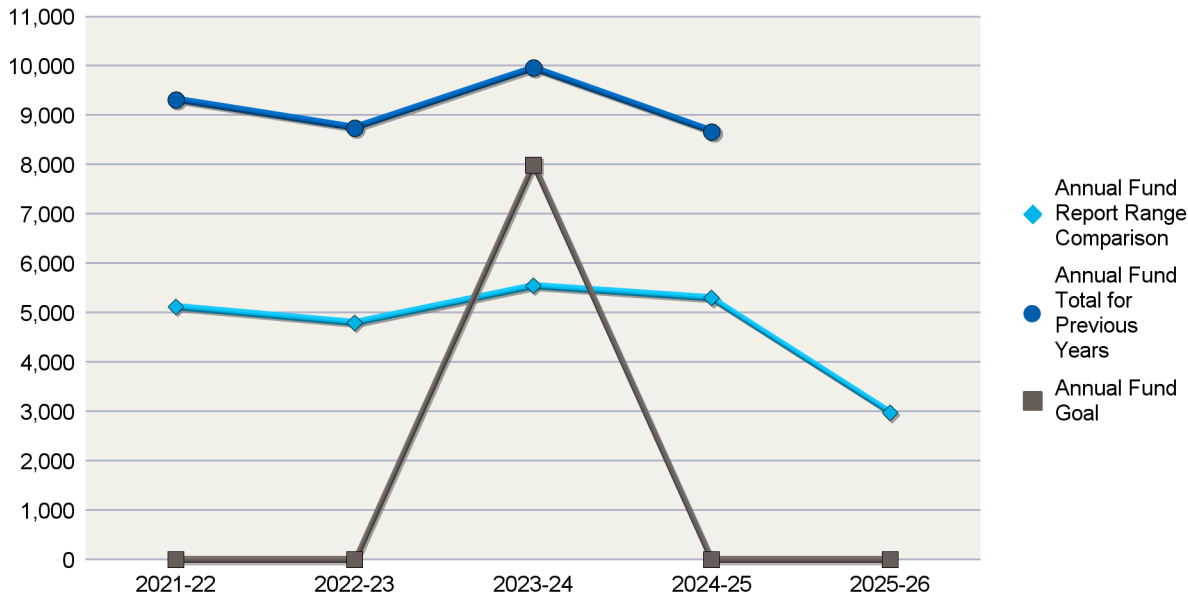
Annual Fund Contributions

2025-26	\$2,975
2024-25	\$8,675
2023-24	\$9,965
2022-23	\$8,750
2021-22	\$9,325

Preston Center (Dallas), TX (23302)

Total Contributions*

2025-26	\$2,975
2024-25	\$8,675
2023-24	\$9,965
2022-23	\$8,850
2021-22	\$9,325



AF Per Capita	Club	District
2025-26	\$63	\$94
2024-25	\$164	\$135
2023-24	\$199	\$152
2022-23	\$151	\$140
2021-22	\$183	\$161

Membership

2025-26	47
2024-25	53
2023-24	50
2022-23	58
2021-22	51

	EREY Members	Sustaining Members	PHS Eligible
2025-26	33	4	1
2024-25	44	34	3
2023-24	48	40	3
2022-23	50	35	3
2021-22	52	38	2

Annual Fund Report Range Comparison is the Annual Fund giving from 1 July to 28 February for current and previous years

The prior four-year average in Annual Fund giving from July through 28 February is \$5,194. This figure can be used to compare Annual Fund giving for the current Rotary year.

*Total Contributions include Annual Fund, PolioPlus, approved Foundation Grants, Other Giving, and Endowment contributions for the reporting period.

For questions and additional club reports please use [MyRotary](#) or call the Rotary Support Center toll free at (+1-866-976-8279) or by email at (rotarysupportcenter@rotary.org).

Note: 'EREY Members' reflect the number of donors who contributed some amount to the Annual Fund during the Rotary Year. 'Sustaining Members' reflect the number of donors who contributed US\$100 or more to the Annual Fund. 'PHS Eligible' reflect the number of donors who contributed US\$1,000 or more to the Annual Fund, Polio Plus or approved Foundation Grant.



CLUB FUNDRAISING ANALYSIS

INTERIM RESULTS FOR JULY THROUGH FEBRUARY (2025-26)

District 5810

Annual Fund Goal

2025-26	\$0
2024-25	\$0
2023-24	\$0
2022-23	\$0
2021-22	\$0

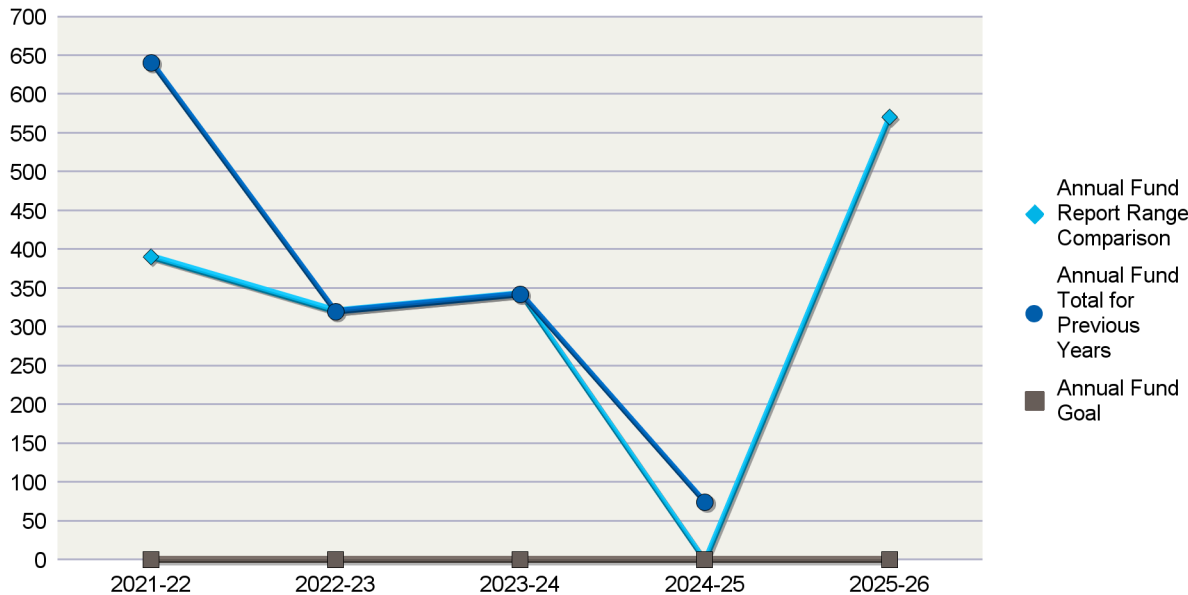
Annual Fund Contributions

2025-26	\$570
2024-25	\$75
2023-24	\$343
2022-23	\$320
2021-22	\$641

Preston Hollow, TX (1822)

Total Contributions*

2025-26	\$1,020
2024-25	\$163,897
2023-24	\$343
2022-23	\$320
2021-22	\$641



AF Per Capita	Club	District
2025-26	\$44	\$94
2024-25	\$0	\$135
2023-24	\$26	\$152
2022-23	\$27	\$140
2021-22	\$46	\$161

Membership

2025-26	13
2024-25	0
2023-24	13
2022-23	12
2021-22	14

	EREY Members	Sustaining Members	PHS Eligible
2025-26	2	2	0
2024-25	1	1	0
2023-24	3	1	0
2022-23	1	0	0
2021-22	5	4	0

Annual Fund Report Range Comparison is the Annual Fund giving from 1 July to 28 February for current and previous years

The prior four-year average in Annual Fund giving from July through 28 February is \$263. This figure can be used to compare Annual Fund giving for the current Rotary year.

*Total Contributions include Annual Fund, PolioPlus, approved Foundation Grants, Other Giving, and Endowment contributions for the reporting period.

For questions and additional club reports please use [MyRotary](#) or call the Rotary Support Center toll free at (+1-866-976-8279) or by email at (rotarysupportcenter@rotary.org).

Note: 'EREY Members' reflect the number of donors who contributed some amount to the Annual Fund during the Rotary Year. 'Sustaining Members' reflect the number of donors who contributed US\$100 or more to the Annual Fund. 'PHS Eligible' reflect the number of donors who contributed US\$1,000 or more to the Annual Fund, Polio Plus or approved Foundation Grant.



CLUB FUNDRAISING ANALYSIS

INTERIM RESULTS FOR JULY THROUGH FEBRUARY (2025-26)

District 5810

Annual Fund Goal

2025-26	\$3,000
2024-25	\$9,500
2023-24	\$5,000
2022-23	\$6,000
2021-22	\$6,250

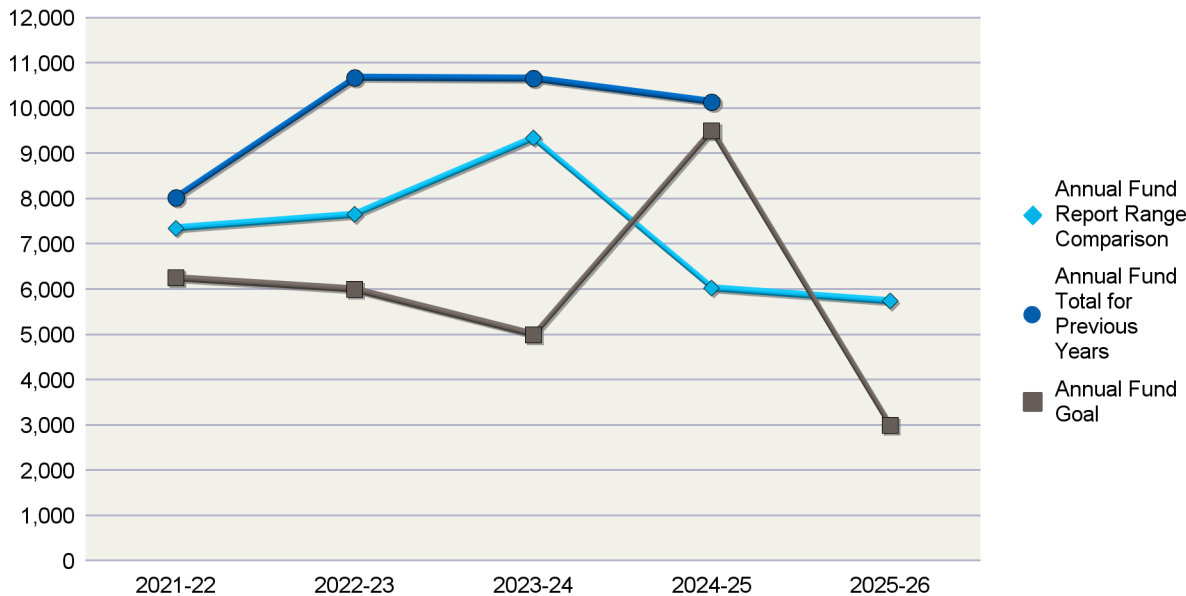
Annual Fund Contributions

2025-26	\$5,738
2024-25	\$10,141
2023-24	\$10,657
2022-23	\$10,678
2021-22	\$8,028

Preston Trail (Celina), TX (78771)

Total Contributions*

2025-26	\$9,483
2024-25	\$11,173
2023-24	\$11,807
2022-23	\$11,678
2021-22	\$8,378



AF Per Capita	Club	District
2025-26	\$128	\$94
2024-25	\$247	\$135
2023-24	\$242	\$152
2022-23	\$248	\$140
2021-22	\$191	\$161

Membership

2025-26	45
2024-25	41
2023-24	44
2022-23	43
2021-22	42

	EREY Members	Sustaining Members	PHS Eligible
2025-26	49	13	2
2024-25	52	31	4
2023-24	49	28	5
2022-23	51	34	4
2021-22	44	44	2

Annual Fund Report Range Comparison is the Annual Fund giving from 1 July to 28 February for current and previous years

The prior four-year average in Annual Fund giving from July through 28 February is \$7,595. This figure can be used to compare Annual Fund giving for the current Rotary year.

*Total Contributions include Annual Fund, PolioPlus, approved Foundation Grants, Other Giving, and Endowment contributions for the reporting period.

For questions and additional club reports please use [MyRotary](#) or call the Rotary Support Center toll free at (+1-866-976-8279) or by email at (rotarysupportcenter@rotary.org).

Note: 'EREY Members' reflect the number of donors who contributed some amount to the Annual Fund during the Rotary Year. 'Sustaining Members' reflect the number of donors who contributed US\$100 or more to the Annual Fund. 'PHS Eligible' reflect the number of donors who contributed US\$1,000 or more to the Annual Fund, Polio Plus or approved Foundation Grant.



CLUB FUNDRAISING ANALYSIS

INTERIM RESULTS FOR JULY THROUGH FEBRUARY (2025-26)

District 5810

Annual Fund Goal

2025-26	\$6,000
2024-25	\$4,000
2023-24	\$4,000
2022-23	\$4,000
2021-22	\$4,500

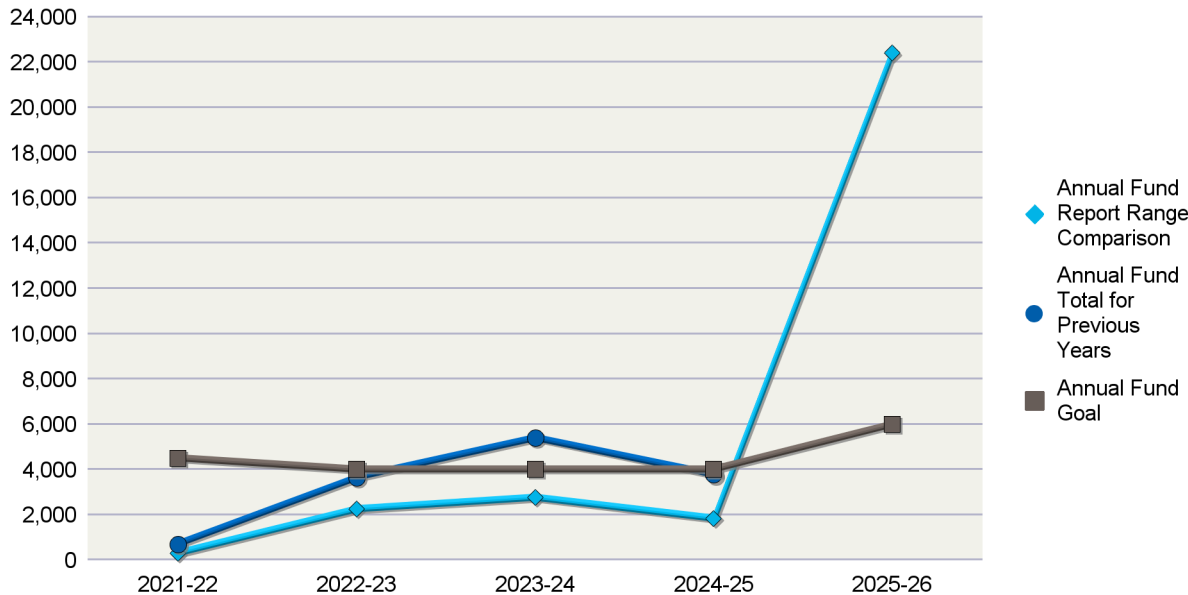
Annual Fund Contributions

2025-26	\$22,389
2024-25	\$3,770
2023-24	\$5,400
2022-23	\$3,650
2021-22	\$700

Prestonwood (Dallas), TX (1844)

Total Contributions*

2025-26	\$23,500
2024-25	\$3,870
2023-24	\$6,600
2022-23	\$4,650
2021-22	\$1,225



AF Per Capita Club District

2025-26	\$533	\$94
2024-25	\$94	\$135
2023-24	\$154	\$152
2022-23	\$140	\$140
2021-22	\$28	\$161

Membership

2025-26	42
2024-25	40
2023-24	35
2022-23	26
2021-22	25

	EREY Members	Sustaining Members	PHS Eligible
2025-26	10	10	3
2024-25	5	5	3
2023-24	8	7	3
2022-23	12	11	4
2021-22	9	5	1

Annual Fund Report Range Comparison is the Annual Fund giving from 1 July to 28 February for current and previous years

The prior four-year average in Annual Fund giving from July through 28 February is \$1,785. This figure can be used to compare Annual Fund giving for the current Rotary year.

*Total Contributions include Annual Fund, PolioPlus, approved Foundation Grants, Other Giving, and Endowment contributions for the reporting period.

For questions and additional club reports please use [MyRotary](#) or call the Rotary Support Center toll free at (+1-866-976-8279) or by email at (rotarysupportcenter@rotary.org).

Note: 'EREY Members' reflect the number of donors who contributed some amount to the Annual Fund during the Rotary Year. 'Sustaining Members' reflect the number of donors who contributed US\$100 or more to the Annual Fund. 'PHS Eligible' reflect the number of donors who contributed US\$1,000 or more to the Annual Fund, Polio Plus or approved Foundation Grant.



CLUB FUNDRAISING ANALYSIS

INTERIM RESULTS FOR JULY THROUGH FEBRUARY (2025-26)

District 5810

Annual Fund Goal

2025-26	\$0
2024-25	\$2,000
2023-24	\$0
2022-23	\$0
2021-22	\$0

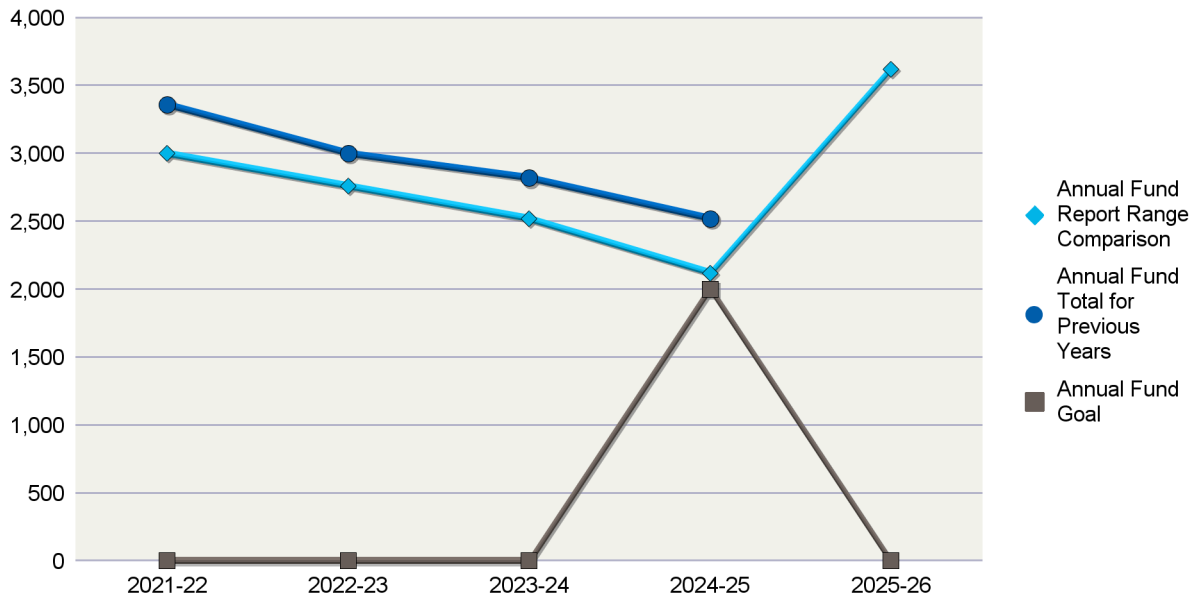
Annual Fund Contributions

2025-26	\$3,620
2024-25	\$2,520
2023-24	\$2,820
2022-23	\$3,000
2021-22	\$3,360

Prosper, TX (80611)

Total Contributions*

2025-26	\$3,959
2024-25	\$2,630
2023-24	\$2,820
2022-23	\$3,260
2021-22	\$3,640



AF Per Capita	Club	District
2025-26	\$241	\$94
2024-25	\$101	\$135
2023-24	\$101	\$152
2022-23	\$107	\$140
2021-22	\$124	\$161

Membership

2025-26	15
2024-25	25
2023-24	28
2022-23	28
2021-22	27

	EREY Members	Sustaining Members	PHS Eligible
2025-26	19	19	1
2024-25	11	11	1
2023-24	21	21	0
2022-23	26	24	0
2021-22	28	28	0

Annual Fund Report Range Comparison is the Annual Fund giving from 1 July to 28 February for current and previous years

The prior four-year average in Annual Fund giving from July through 28 February is \$2,600. This figure can be used to compare Annual Fund giving for the current Rotary year.

*Total Contributions include Annual Fund, PolioPlus, approved Foundation Grants, Other Giving, and Endowment contributions for the reporting period.

For questions and additional club reports please use [MyRotary](#) or call the Rotary Support Center toll free at (+1-866-976-8279) or by email at (rotarysupportcenter@rotary.org).

Note: 'EREY Members' reflect the number of donors who contributed some amount to the Annual Fund during the Rotary Year. 'Sustaining Members' reflect the number of donors who contributed US\$100 or more to the Annual Fund. 'PHS Eligible' reflect the number of donors who contributed US\$1,000 or more to the Annual Fund, Polio Plus or approved Foundation Grant.



CLUB FUNDRAISING ANALYSIS

INTERIM RESULTS FOR JULY THROUGH FEBRUARY (2025-26)

District 5810

Annual Fund Goal

2025-26	\$7,000
2024-25	\$7,000
2023-24	\$4,500
2022-23	\$4,500
2021-22	\$3,000

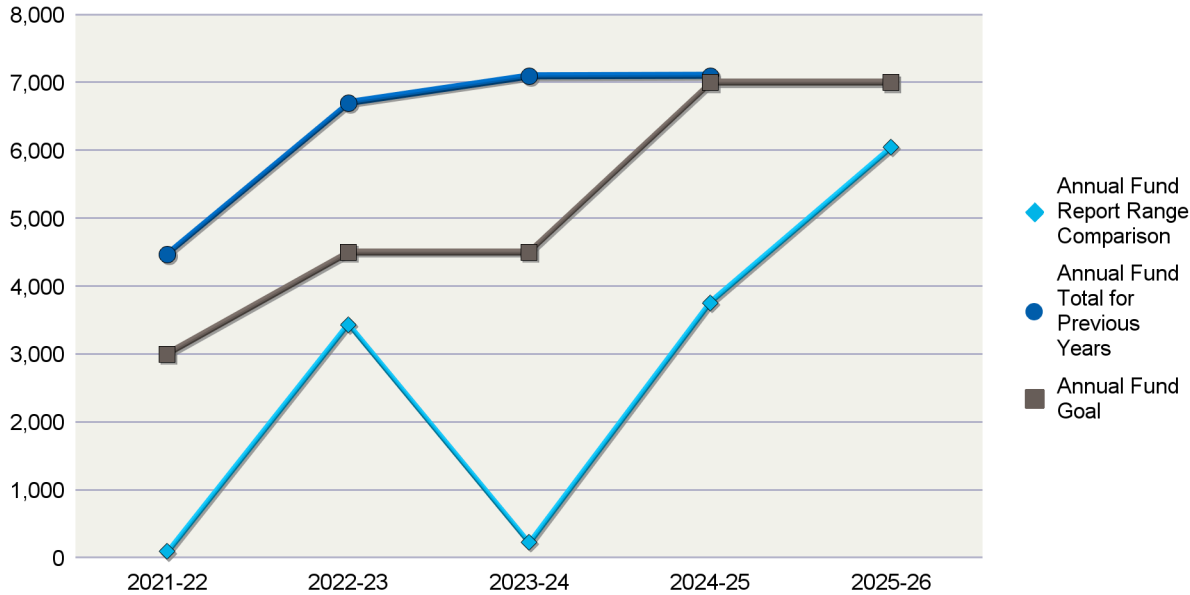
Annual Fund Contributions

2025-26	\$6,052
2024-25	\$7,103
2023-24	\$7,095
2022-23	\$6,700
2021-22	\$4,469

Richardson East, TX (23144)

Total Contributions*

2025-26	\$8,116
2024-25	\$8,916
2023-24	\$9,685
2022-23	\$8,860
2021-22	\$6,733



AF Per Capita Club District

2025-26	\$121	\$94
2024-25	\$142	\$135
2023-24	\$154	\$152
2022-23	\$149	\$140
2021-22	\$109	\$161

Membership

2025-26	50
2024-25	50
2023-24	46
2022-23	45
2021-22	41

	EREY Members	Sustaining Members	PHS Eligible
2025-26	51	9	2
2024-25	56	43	1
2023-24	51	44	1
2022-23	51	42	3
2021-22	44	40	1

Annual Fund Report Range Comparison is the Annual Fund giving from 1 July to 28 February for current and previous years

The prior four-year average in Annual Fund giving from July through 28 February is \$1,879. This figure can be used to compare Annual Fund giving for the current Rotary year.

*Total Contributions include Annual Fund, PolioPlus, approved Foundation Grants, Other Giving, and Endowment contributions for the reporting period.

For questions and additional club reports please use [MyRotary](#) or call the Rotary Support Center toll free at (+1-866-976-8279) or by email at (rotarysupportcenter@rotary.org).

Note: 'EREY Members' reflect the number of donors who contributed some amount to the Annual Fund during the Rotary Year. 'Sustaining Members' reflect the number of donors who contributed US\$100 or more to the Annual Fund. 'PHS Eligible' reflect the number of donors who contributed US\$1,000 or more to the Annual Fund, Polio Plus or approved Foundation Grant.



CLUB FUNDRAISING ANALYSIS

INTERIM RESULTS FOR JULY THROUGH FEBRUARY (2025-26)

District 5810

Annual Fund Goal

2025-26	\$0
2024-25	\$5,000
2023-24	\$5,000
2022-23	\$7,500
2021-22	\$12,000

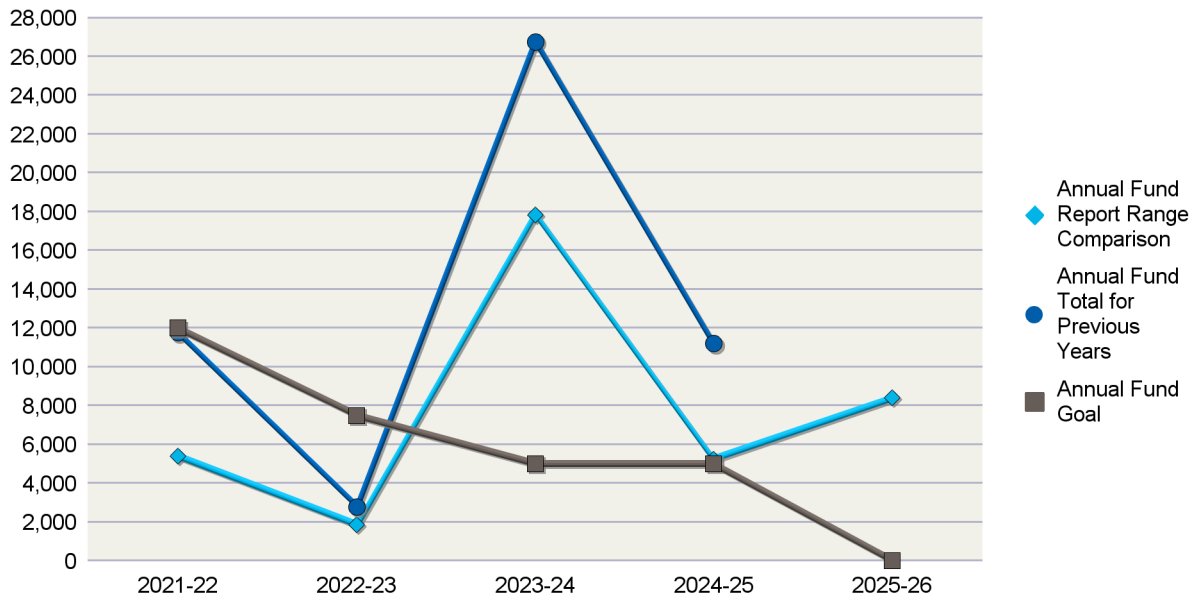
Annual Fund Contributions

2025-26	\$8,401
2024-25	\$11,210
2023-24	\$26,756
2022-23	\$2,790
2021-22	\$11,770

Richardson, TX (1845)

Total Contributions*

2025-26	\$14,875
2024-25	\$397,012
2023-24	\$202,185
2022-23	\$357,345
2021-22	\$11,990



AF Per Capita	Club	District
2025-26	\$150	\$94
2024-25	\$181	\$135
2023-24	\$486	\$152
2022-23	\$47	\$140
2021-22	\$171	\$161

Membership

2025-26	56
2024-25	62
2023-24	55
2022-23	59
2021-22	69

	EREY Members	Sustaining Members	PHS Eligible
2025-26	13	13	8
2024-25	52	26	8
2023-24	57	46	9
2022-23	7	6	5
2021-22	52	44	6

Annual Fund Report Range Comparison is the Annual Fund giving from 1 July to 28 February for current and previous years

The prior four-year average in Annual Fund giving from July through 28 February is \$7,588. This figure can be used to compare Annual Fund giving for the current Rotary year.

*Total Contributions include Annual Fund, PolioPlus, approved Foundation Grants, Other Giving, and Endowment contributions for the reporting period.

For questions and additional club reports please use [MyRotary](#) or call the Rotary Support Center toll free at (+1-866-976-8279) or by email at (rotarysupportcenter@rotary.org).

Note: 'EREY Members' reflect the number of donors who contributed some amount to the Annual Fund during the Rotary Year. 'Sustaining Members' reflect the number of donors who contributed US\$100 or more to the Annual Fund. 'PHS Eligible' reflect the number of donors who contributed US\$1,000 or more to the Annual Fund, Polio Plus or approved Foundation Grant.



CLUB FUNDRAISING ANALYSIS

INTERIM RESULTS FOR JULY THROUGH FEBRUARY (2025-26)

District 5810

Annual Fund Goal

2025-26	\$2,500
2024-25	\$2,000
2023-24	\$2,000
2022-23	\$0
2021-22	\$0

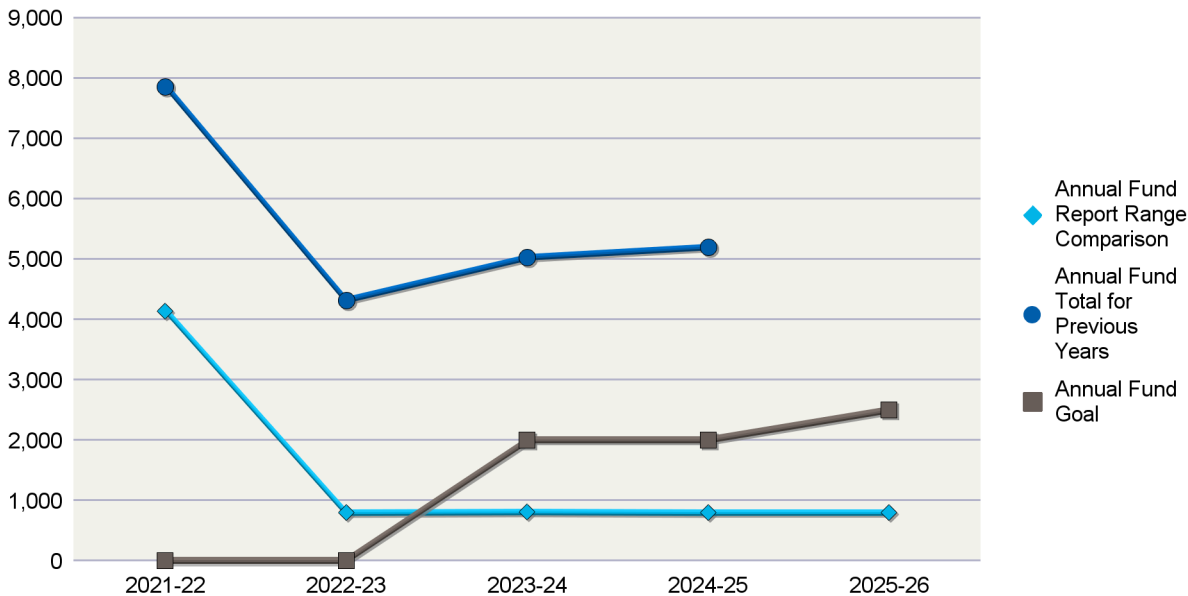
Annual Fund Contributions

2025-26	\$800
2024-25	\$5,200
2023-24	\$5,030
2022-23	\$4,320
2021-22	\$7,860

Rockwall Breakfast, TX (26263)

Total Contributions*

2025-26	\$800
2024-25	\$5,200
2023-24	\$5,030
2022-23	\$4,320
2021-22	\$7,860



AF Per Capita Club District

2025-26	\$44	\$94
2024-25	\$289	\$135
2023-24	\$296	\$152
2022-23	\$288	\$140
2021-22	\$524	\$161

Membership

2025-26	18
2024-25	18
2023-24	17
2022-23	15
2021-22	15

	EREY Members	Sustaining Members	PHS Eligible
2025-26	1	1	0
2024-25	7	7	1
2023-24	7	7	1
2022-23	3	3	1
2021-22	5	5	1

Annual Fund Report Range Comparison is the Annual Fund giving from 1 July to 28 February for current and previous years

The prior four-year average in Annual Fund giving from July through 28 February is \$1,638. This figure can be used to compare Annual Fund giving for the current Rotary year.

*Total Contributions include Annual Fund, PolioPlus, approved Foundation Grants, Other Giving, and Endowment contributions for the reporting period.

For questions and additional club reports please use [MyRotary](#) or call the Rotary Support Center toll free at (+1-866-976-8279) or by email at (rotarysupportcenter@rotary.org).

Note: 'EREY Members' reflect the number of donors who contributed some amount to the Annual Fund during the Rotary Year. 'Sustaining Members' reflect the number of donors who contributed US\$100 or more to the Annual Fund. 'PHS Eligible' reflect the number of donors who contributed US\$1,000 or more to the Annual Fund, Polio Plus or approved Foundation Grant.



CLUB FUNDRAISING ANALYSIS

INTERIM RESULTS FOR JULY THROUGH FEBRUARY (2025-26)

District 5810

Annual Fund Goal

2025-26	\$12,500
2024-25	\$12,500
2023-24	\$12,500
2022-23	\$15,000
2021-22	\$15,500

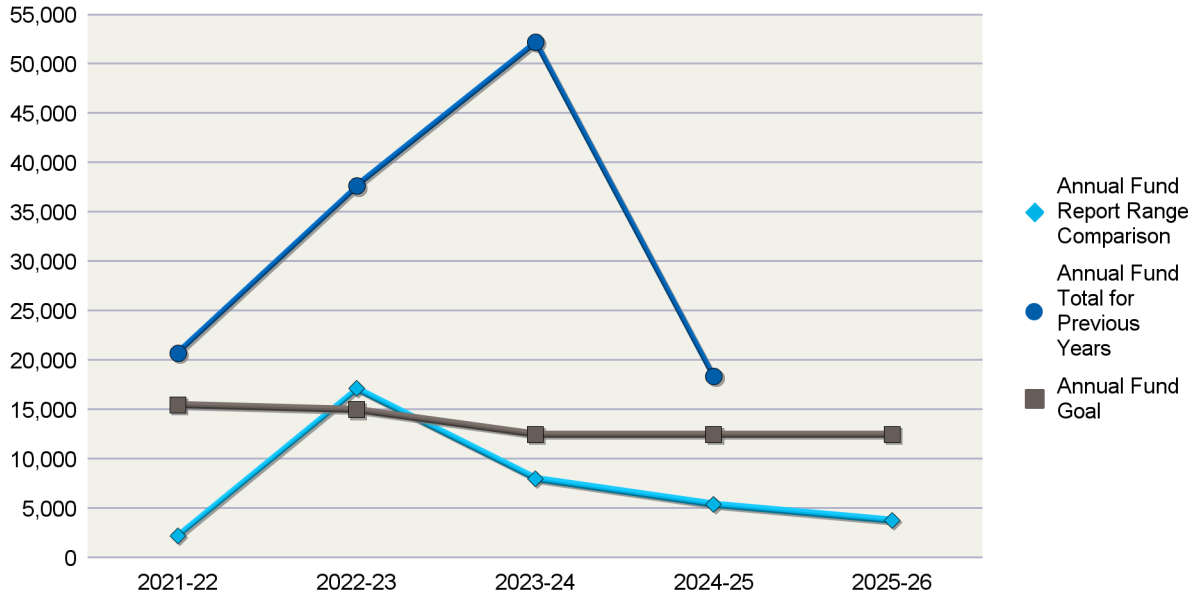
Annual Fund Contributions

2025-26	\$3,783
2024-25	\$18,393
2023-24	\$52,225
2022-23	\$37,664
2021-22	\$20,776

Rockwall, TX (1847)

Total Contributions*

2025-26	\$8,783
2024-25	\$113,407
2023-24	\$52,910
2022-23	\$38,914
2021-22	\$21,051



AF Per Capita Club District

2025-26	\$34	\$94
2024-25	\$151	\$135
2023-24	\$450	\$152
2022-23	\$333	\$140
2021-22	\$194	\$161

Membership

2025-26	111
2024-25	122
2023-24	116
2022-23	113
2021-22	107

	EREY Members	Sustaining Members	PHS Eligible
2025-26	11	10	1
2024-25	112	112	2
2023-24	124	124	5
2022-23	122	122	5
2021-22	117	117	3

Annual Fund Report Range Comparison is the Annual Fund giving from 1 July to 28 February for current and previous years

The prior four-year average in Annual Fund giving from July through 28 February is \$8,204. This figure can be used to compare Annual Fund giving for the current Rotary year.

*Total Contributions include Annual Fund, PolioPlus, approved Foundation Grants, Other Giving, and Endowment contributions for the reporting period.

For questions and additional club reports please use [MyRotary](#) or call the Rotary Support Center toll free at (+1-866-976-8279) or by email at (rotarysupportcenter@rotary.org).

Note: 'EREY Members' reflect the number of donors who contributed some amount to the Annual Fund during the Rotary Year. 'Sustaining Members' reflect the number of donors who contributed US\$100 or more to the Annual Fund. 'PHS Eligible' reflect the number of donors who contributed US\$1,000 or more to the Annual Fund, Polio Plus or approved Foundation Grant.



CLUB FUNDRAISING ANALYSIS

INTERIM RESULTS FOR JULY THROUGH FEBRUARY (2025-26)

District 5810

Annual Fund Goal

2025-26	\$250
2024-25	\$0
2023-24	\$0
2022-23	\$0
2021-22	\$0

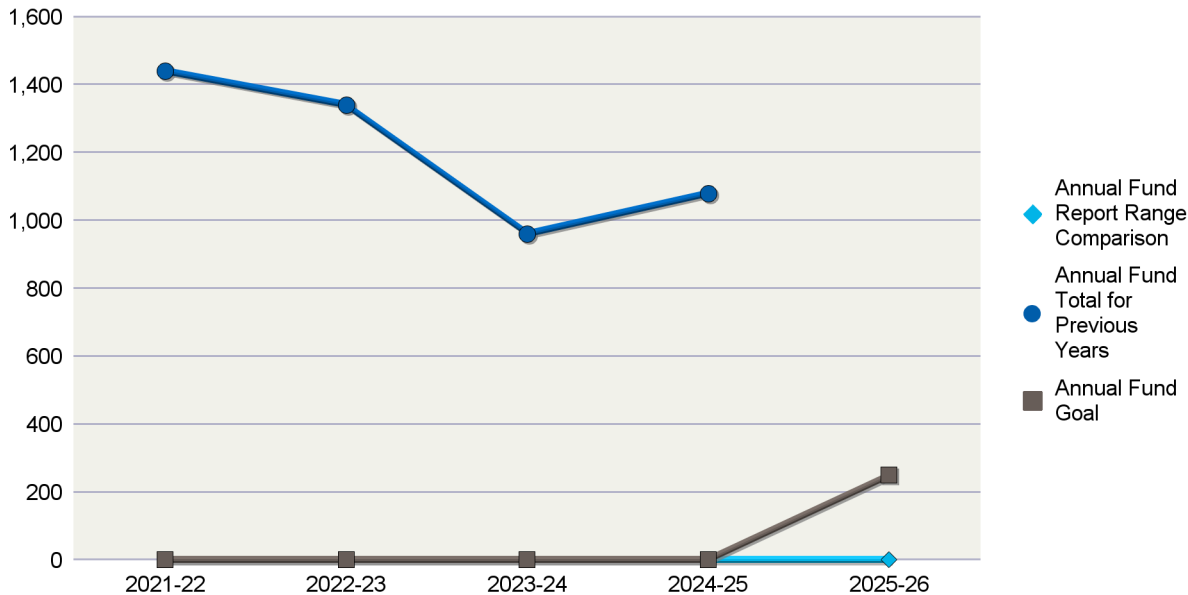
Annual Fund Contributions

2025-26	\$0
2024-25	\$1,080
2023-24	\$960
2022-23	\$1,340
2021-22	\$1,440

Rowlett, TX (22699)

Total Contributions*

2025-26	\$0
2024-25	\$1,080
2023-24	\$960
2022-23	\$1,340
2021-22	\$1,440



AF Per Capita	Club	District
2025-26	\$0	\$94
2024-25	\$98	\$135
2023-24	\$87	\$152
2022-23	\$112	\$140
2021-22	\$144	\$161

Membership

2025-26	9
2024-25	11
2023-24	11
2022-23	12
2021-22	10

	EREY Members	Sustaining Members	PHS Eligible
2025-26	0	0	0
2024-25	9	9	0
2023-24	8	8	0
2022-23	11	11	0
2021-22	12	12	0

Annual Fund Report Range Comparison is the Annual Fund giving from 1 July to 28 February for current and previous years

The prior four-year average in Annual Fund giving from July through 28 February is \$. This figure can be used to compare Annual Fund giving for the current Rotary year.

*Total Contributions include Annual Fund, PolioPlus, approved Foundation Grants, Other Giving, and Endowment contributions for the reporting period.

For questions and additional club reports please use [MyRotary](#) or call the Rotary Support Center toll free at (+1-866-976-8279) or by email at (rotarysupportcenter@rotary.org).

Note: 'EREY Members' reflect the number of donors who contributed some amount to the Annual Fund during the Rotary Year. 'Sustaining Members' reflect the number of donors who contributed US\$100 or more to the Annual Fund. 'PHS Eligible' reflect the number of donors who contributed US\$1,000 or more to the Annual Fund, Polio Plus or approved Foundation Grant.



CLUB FUNDRAISING ANALYSIS

INTERIM RESULTS FOR JULY THROUGH FEBRUARY (2025-26)

District 5810

Annual Fund Goal

2025-26	\$800
2024-25	\$700
2023-24	\$5,000
2022-23	\$3,600
2021-22	\$1,000

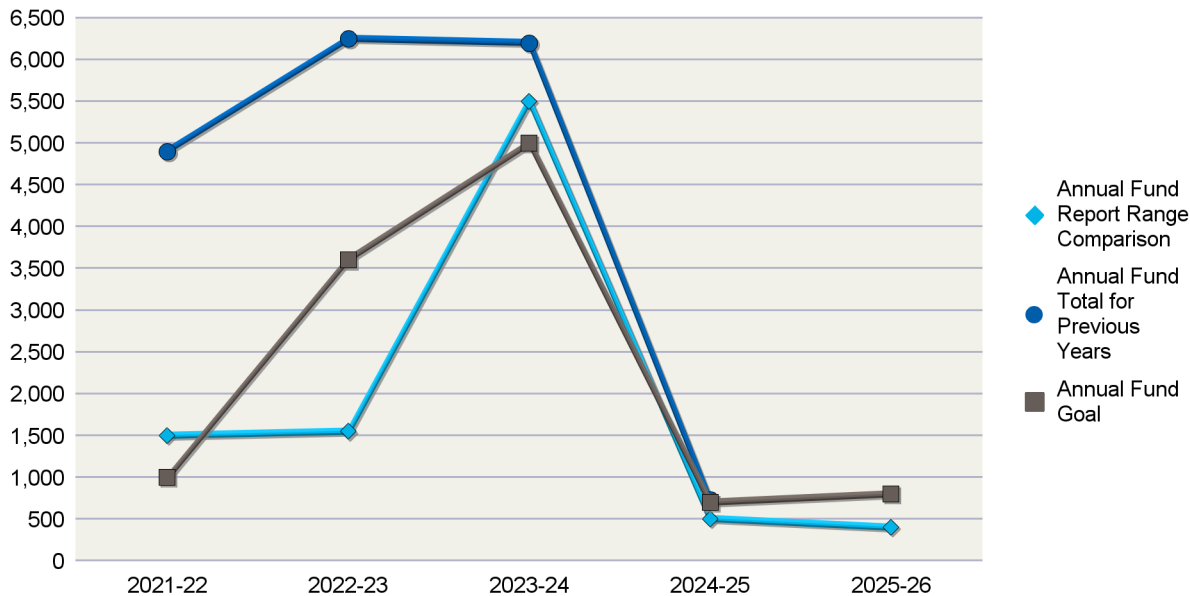
Annual Fund Contributions

2025-26	\$400
2024-25	\$730
2023-24	\$6,200
2022-23	\$6,250
2021-22	\$4,900

Royse City, TX (65341)

Total Contributions*

2025-26	\$650
2024-25	\$830
2023-24	\$17,830
2022-23	\$7,150
2021-22	\$5,900



AF Per Capita	Club	District
2025-26	\$7	\$94
2024-25	\$15	\$135
2023-24	\$138	\$152
2022-23	\$231	\$140
2021-22	\$188	\$161

Membership

2025-26	58
2024-25	50
2023-24	45
2022-23	27
2021-22	26

	EREY Members	Sustaining Members	PHS Eligible
2025-26	1	1	0
2024-25	2	1	0
2023-24	41	41	2
2022-23	44	30	0
2021-22	27	27	0

Annual Fund Report Range Comparison is the Annual Fund giving from 1 July to 28 February for current and previous years

The prior four-year average in Annual Fund giving from July through 28 February is \$2,264. This figure can be used to compare Annual Fund giving for the current Rotary year.

*Total Contributions include Annual Fund, PolioPlus, approved Foundation Grants, Other Giving, and Endowment contributions for the reporting period.

For questions and additional club reports please use [MyRotary](#) or call the Rotary Support Center toll free at (+1-866-976-8279) or by email at (rotarysupportcenter@rotary.org).

Note: 'EREY Members' reflect the number of donors who contributed some amount to the Annual Fund during the Rotary Year. 'Sustaining Members' reflect the number of donors who contributed US\$100 or more to the Annual Fund. 'PHS Eligible' reflect the number of donors who contributed US\$1,000 or more to the Annual Fund, Polio Plus or approved Foundation Grant.



CLUB FUNDRAISING ANALYSIS

INTERIM RESULTS FOR JULY THROUGH FEBRUARY (2025-26)

District 5810

Sherman, TX (1848)

Annual Fund Goal

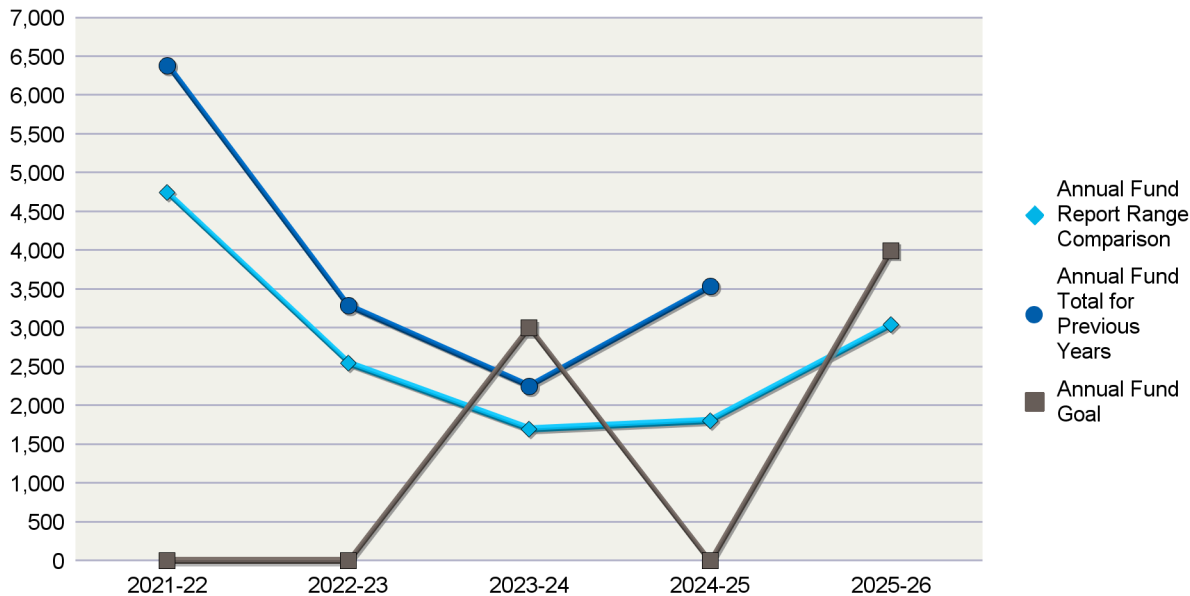
2025-26	\$4,000
2024-25	\$0
2023-24	\$3,000
2022-23	\$0
2021-22	\$0

Annual Fund Contributions

2025-26	\$3,048
2024-25	\$3,540
2023-24	\$2,253
2022-23	\$3,296
2021-22	\$6,385

Total Contributions*

2025-26	\$3,616
2024-25	\$3,540
2023-24	\$2,253
2022-23	\$6,696
2021-22	\$6,835



AF Per Capita	Club	District
2025-26	\$73	\$94
2024-25	\$126	\$135
2023-24	\$83	\$152
2022-23	\$132	\$140
2021-22	\$206	\$161

Membership

2025-26	42
2024-25	28
2023-24	27
2022-23	25
2021-22	31

	EREY Members	Sustaining Members	PHS Eligible
2025-26	7	4	1
2024-25	26	22	2
2023-24	14	11	2
2022-23	28	27	4
2021-22	33	27	2

Annual Fund Report Range Comparison is the Annual Fund giving from 1 July to 28 February for current and previous years

The prior four-year average in Annual Fund giving from July through 28 February is \$2,701. This figure can be used to compare Annual Fund giving for the current Rotary year.

*Total Contributions include Annual Fund, PolioPlus, approved Foundation Grants, Other Giving, and Endowment contributions for the reporting period.

For questions and additional club reports please use [MyRotary](#) or call the Rotary Support Center toll free at (+1-866-976-8279) or by email at (rotarysupportcenter@rotary.org).

Note: 'EREY Members' reflect the number of donors who contributed some amount to the Annual Fund during the Rotary Year. 'Sustaining Members' reflect the number of donors who contributed US\$100 or more to the Annual Fund. 'PHS Eligible' reflect the number of donors who contributed US\$1,000 or more to the Annual Fund, Polio Plus or approved Foundation Grant.



CLUB FUNDRAISING ANALYSIS

INTERIM RESULTS FOR JULY THROUGH FEBRUARY (2025-26)

District 5810

Terrell, TX (1849)

Annual Fund Goal

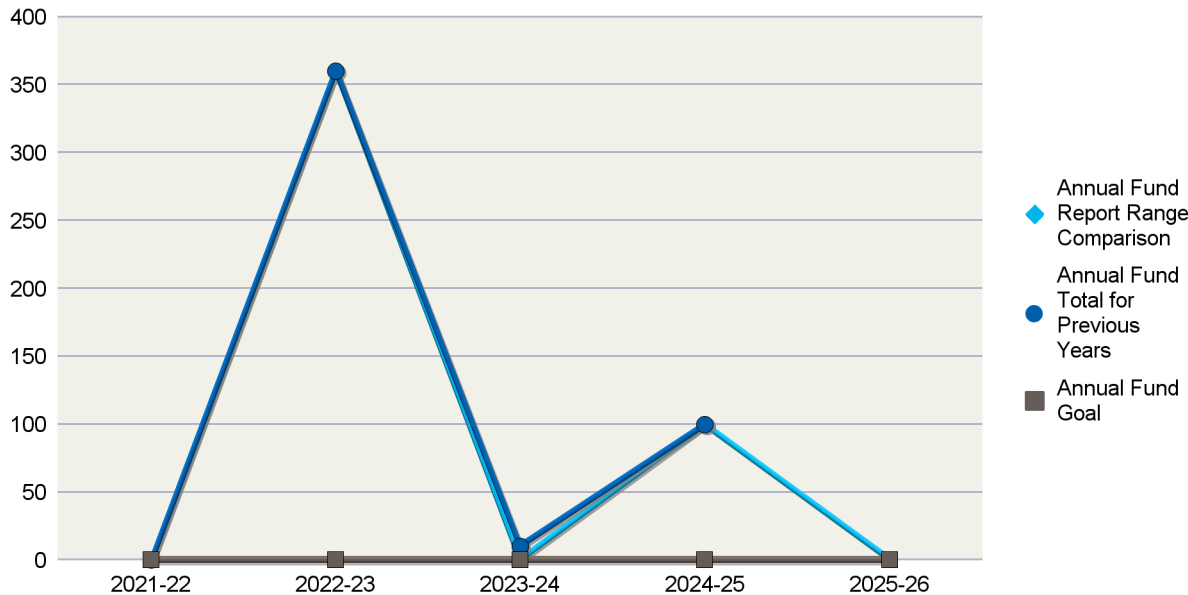
2025-26	\$0
2024-25	\$0
2023-24	\$0
2022-23	\$0
2021-22	\$0

Annual Fund Contributions

2025-26	\$0
2024-25	\$100
2023-24	\$10
2022-23	\$360
2021-22	\$0

Total Contributions*

2025-26	\$0
2024-25	\$100
2023-24	\$10
2022-23	\$360
2021-22	\$250



AF Per Capita	Club	District
2025-26	\$0	\$94
2024-25	\$3	\$135
2023-24	\$0	\$152
2022-23	\$13	\$140
2021-22	\$0	\$161

Membership

2025-26	25
2024-25	35
2023-24	31
2022-23	27
2021-22	27

	EREY Members	Sustaining Members	PHS Eligible
2025-26	0	0	0
2024-25	1	1	0
2023-24	0	0	0
2022-23	3	2	0
2021-22	0	0	0

Annual Fund Report Range Comparison is the Annual Fund giving from 1 July to 28 February for current and previous years

The prior four-year average in Annual Fund giving from July through 28 February is \$115. This figure can be used to compare Annual Fund giving for the current Rotary year.

*Total Contributions include Annual Fund, PolioPlus, approved Foundation Grants, Other Giving, and Endowment contributions for the reporting period.

For questions and additional club reports please use [MyRotary](#) or call the Rotary Support Center toll free at (+1-866-976-8279) or by email at (rotarysupportcenter@rotary.org).

Note: 'EREY Members' reflect the number of donors who contributed some amount to the Annual Fund during the Rotary Year. 'Sustaining Members' reflect the number of donors who contributed US\$100 or more to the Annual Fund. 'PHS Eligible' reflect the number of donors who contributed US\$1,000 or more to the Annual Fund, Polio Plus or approved Foundation Grant.



CLUB FUNDRAISING ANALYSIS

INTERIM RESULTS FOR JULY THROUGH FEBRUARY (2025-26)

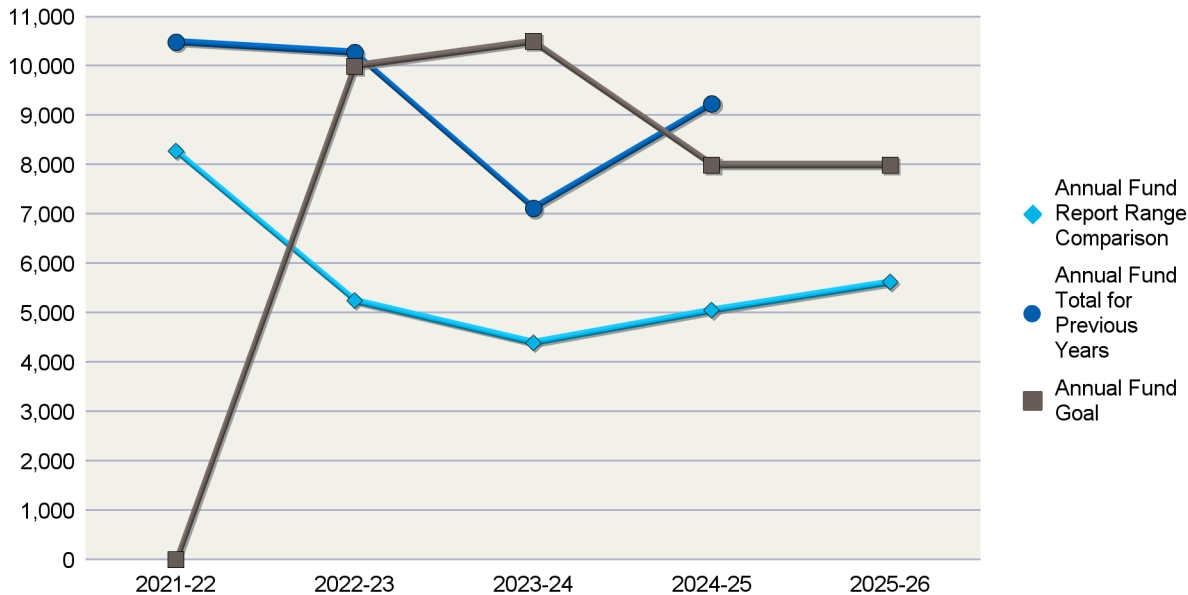
District 5810

Annual Fund Goal

2025-26	\$8,000
2024-25	\$8,000
2023-24	\$10,500
2022-23	\$10,000
2021-22	\$0

Annual Fund Contributions

2025-26	\$5,624
2024-25	\$9,240
2023-24	\$7,118
2022-23	\$10,275
2021-22	\$10,491



Waxahachie, TX (1850)

Total Contributions*

2025-26	\$8,332
2024-25	\$24,549
2023-24	\$9,298
2022-23	\$16,601
2021-22	\$10,741

AF Per Capita Club District

2025-26	\$69	\$94
2024-25	\$104	\$135
2023-24	\$71	\$152
2022-23	\$90	\$140
2021-22	\$93	\$161

Membership

2025-26	81
2024-25	89
2023-24	100
2022-23	114
2021-22	113

	EREY Members	Sustaining Members	PHS Eligible
2025-26	15	9	3
2024-25	21	17	9
2023-24	20	15	5
2022-23	24	19	3
2021-22	28	20	4

Annual Fund Report Range Comparison is the Annual Fund giving from 1 July to 28 February for current and previous years

The prior four-year average in Annual Fund giving from July through 28 February is \$5,746. This figure can be used to compare Annual Fund giving for the current Rotary year.

*Total Contributions include Annual Fund, PolioPlus, approved Foundation Grants, Other Giving, and Endowment contributions for the reporting period.

For questions and additional club reports please use [MyRotary](#) or call the Rotary Support Center toll free at (+1-866-976-8279) or by email at (rotarysupportcenter@rotary.org).

Note: 'EREY Members' reflect the number of donors who contributed some amount to the Annual Fund during the Rotary Year. 'Sustaining Members' reflect the number of donors who contributed US\$100 or more to the Annual Fund. 'PHS Eligible' reflect the number of donors who contributed US\$1,000 or more to the Annual Fund, Polio Plus or approved Foundation Grant.



CLUB FUNDRAISING ANALYSIS

INTERIM RESULTS FOR JULY THROUGH FEBRUARY (2025-26)

District 5810

Annual Fund Goal

2025-26	\$1,400
2024-25	\$0
2023-24	\$2,000
2022-23	\$2,000
2021-22	\$2,000

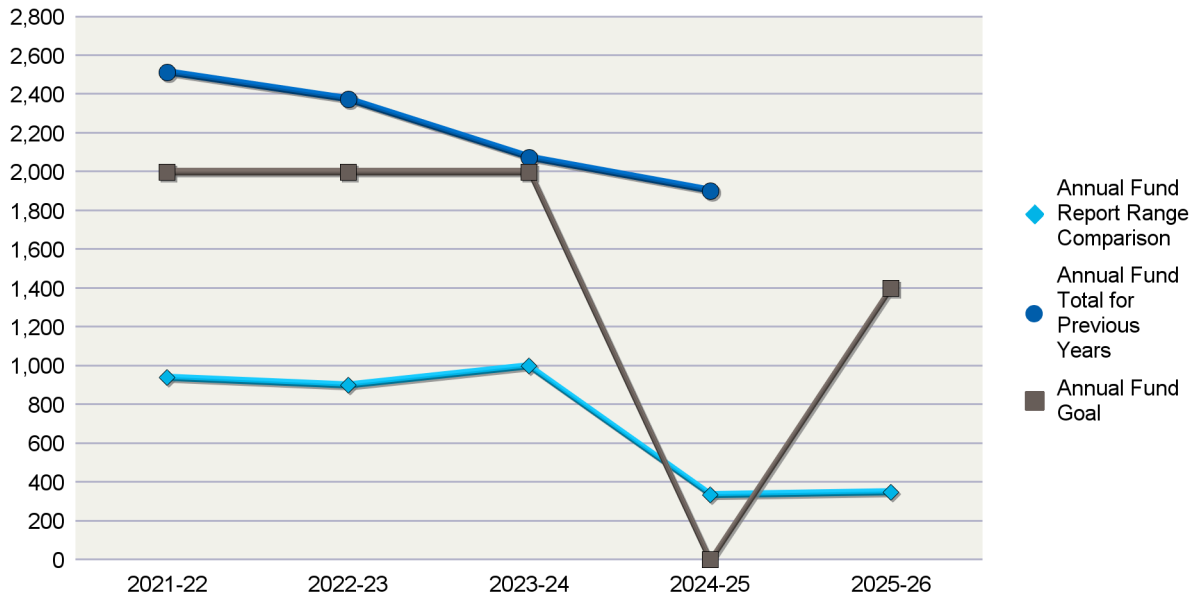
Annual Fund Contributions

2025-26	\$350
2024-25	\$1,904
2023-24	\$2,075
2022-23	\$2,375
2021-22	\$2,515

White Rock (Dallas), TX (1851)

Total Contributions*

2025-26	\$469
2024-25	\$3,724
2023-24	\$2,725
2022-23	\$3,175
2021-22	\$3,015



AF Per Capita	Club	District
2025-26	\$32	\$94
2024-25	\$173	\$135
2023-24	\$148	\$152
2022-23	\$170	\$140
2021-22	\$168	\$161

Membership

2025-26	11
2024-25	11
2023-24	14
2022-23	14
2021-22	15

	EREY Members	Sustaining Members	PHS Eligible
2025-26	2	2	0
2024-25	8	8	0
2023-24	6	6	0
2022-23	6	6	0
2021-22	8	8	0

Annual Fund Report Range Comparison is the Annual Fund giving from 1 July to 28 February for current and previous years

The prior four-year average in Annual Fund giving from July through 28 February is \$794. This figure can be used to compare Annual Fund giving for the current Rotary year.

*Total Contributions include Annual Fund, PolioPlus, approved Foundation Grants, Other Giving, and Endowment contributions for the reporting period.

For questions and additional club reports please use [MyRotary](#) or call the Rotary Support Center toll free at (+1-866-976-8279) or by email at (rotarysupportcenter@rotary.org).

Note: 'EREY Members' reflect the number of donors who contributed some amount to the Annual Fund during the Rotary Year. 'Sustaining Members' reflect the number of donors who contributed US\$100 or more to the Annual Fund. 'PHS Eligible' reflect the number of donors who contributed US\$1,000 or more to the Annual Fund, Polio Plus or approved Foundation Grant.



CLUB FUNDRAISING ANALYSIS

INTERIM RESULTS FOR JULY THROUGH FEBRUARY (2025-26)

District 5810

Annual Fund Goal

2025-26	\$2,500
2024-25	\$1,000
2023-24	\$1,000
2022-23	\$1,000
2021-22	\$0

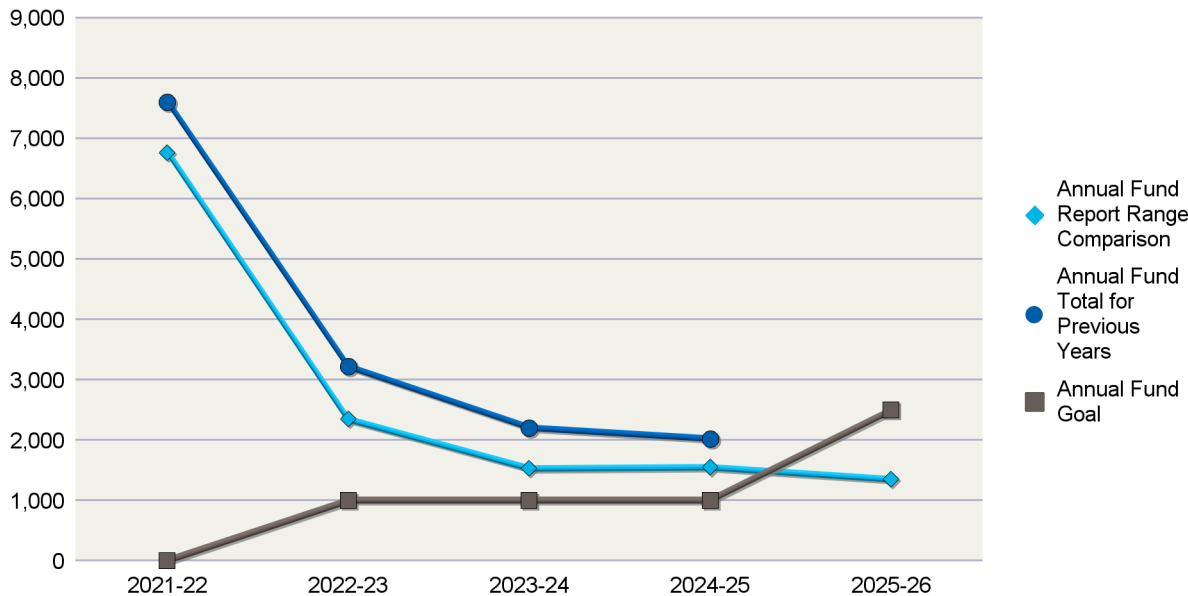
Annual Fund Contributions

2025-26	\$1,352
2024-25	\$2,026
2023-24	\$2,208
2022-23	\$3,226
2021-22	\$7,603

Wylie East Fork, TX (26294)

Total Contributions*

2025-26	\$1,352
2024-25	\$2,026
2023-24	\$3,378
2022-23	\$3,326
2021-22	\$7,879



AF Per Capita	Club	District
2025-26	\$61	\$94
2024-25	\$81	\$135
2023-24	\$92	\$152
2022-23	\$129	\$140
2021-22	\$211	\$161

Membership	
2025-26	22
2024-25	25
2023-24	24
2022-23	25
2021-22	36

	EREY Members	Sustaining Members	PHS Eligible
2025-26	3	3	0
2024-25	3	3	1
2023-24	5	4	2
2022-23	5	5	2
2021-22	5	5	4

Annual Fund Report Range Comparison is the Annual Fund giving from 1 July to 28 February for current and previous years

The prior four-year average in Annual Fund giving from July through 28 February is \$3,049. This figure can be used to compare Annual Fund giving for the current Rotary year.

*Total Contributions include Annual Fund, PolioPlus, approved Foundation Grants, Other Giving, and Endowment contributions for the reporting period.

For questions and additional club reports please use [MyRotary](#) or call the Rotary Support Center toll free at (+1-866-976-8279) or by email at (rotarysupportcenter@rotary.org).

Note: 'EREY Members' reflect the number of donors who contributed some amount to the Annual Fund during the Rotary Year. 'Sustaining Members' reflect the number of donors who contributed US\$100 or more to the Annual Fund. 'PHS Eligible' reflect the number of donors who contributed US\$1,000 or more to the Annual Fund, Polio Plus or approved Foundation Grant.