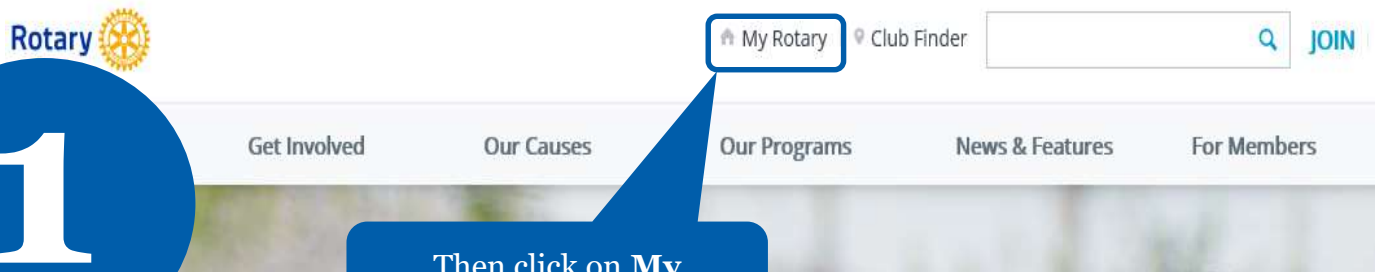
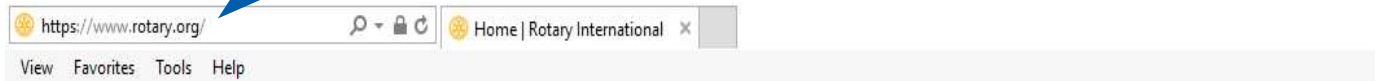


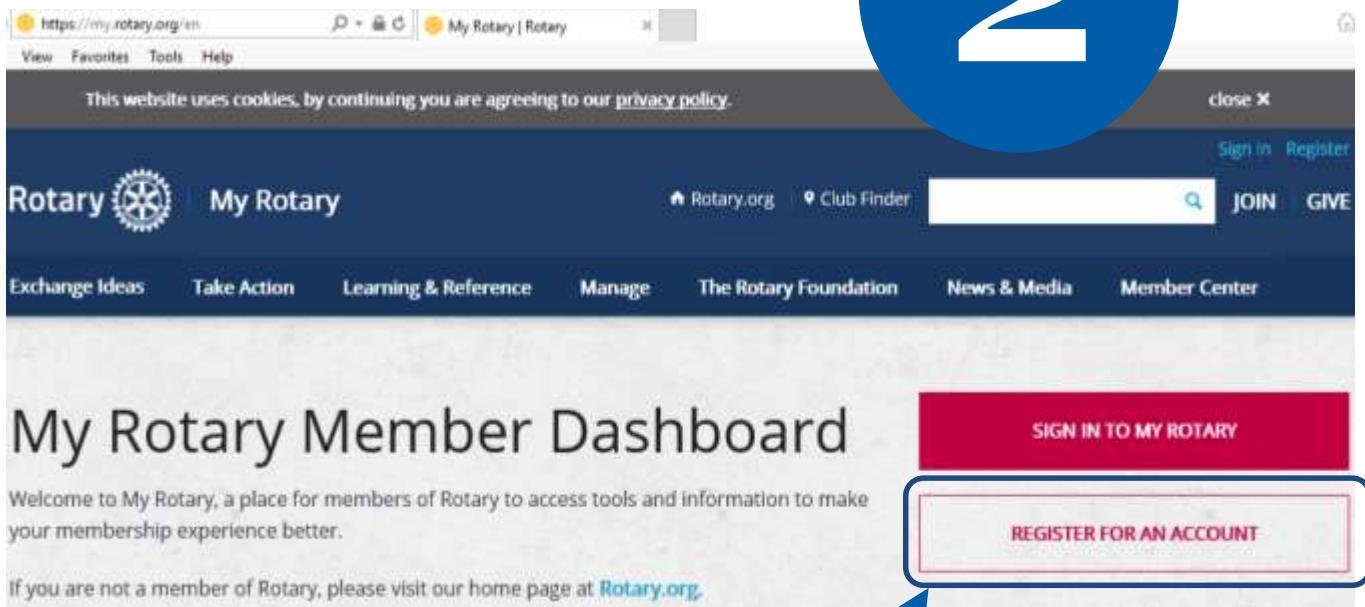
HOW TO CREATE A MY ROTARY ACCOUNT



First go to www.rotary.org.



Then click on **My Rotary**.



Click on **Register for an account**.

3

If you are not a first time user, enter your email address and password. Then click on **Sign In**.

If you are a first time user, click on **Create account**.

SIGN IN

SIGN-IN EMAIL *

[Forgot email?](#)

PASSWORD *

[Forgot password?](#)

REMEMBER ME ?

SIGN IN

WHY CREATE AN ACCOUNT?

Signing in to My Rotary gives you a customized experience and easier access to tools and information that are relevant to you.

Anyone can create an account and sign in. Existing Member Access users can re-register with their current user ID. For tips on registering and using the site, see our [website resources](#). For assistance, [contact us](#).

CREATE ACCOUNT

ACCOUNT REGISTRATION

*Required

FIRST NAME *

LAST NAME *

SIGN-IN EMAIL *

ARE YOU 18 YEARS OLD OR OLDER? *

YES

NO

CONTINUE

Fill in the Account registration information and click on **Continue**.

4

5

ROTARY.ORG > MY ROTARY



You will be informed that an e-mail has been sent to you.

ACCOUNT REGISTRATION

Thank you for registering, you've completed the first step in the process. You will receive an email sent to your sign-in email with a link to activate your account.

6

Complete your Rotary.org registration

Hello

You're just one step away from completing your profile. You can connect with Rotary leaders, exchange ideas, and take action.

Activate my [account](#)

Check your email for the address you provided in the step above. You will receive this message. Click on the blue link to finalize the process.

ACCOUNT SET-UP

Thank you for activating your account. Just a few more steps to complete the process.

*Required

CREATE PASSWORD *

Your password must be at least eight characters and contain one lowercase letter and one uppercase letter, and must not contain any part of your sign-in email address.

CONFIRM PASSWORD *

SECURITY QUESTION * ⓘ

ANSWER *

(The answer to your security question must be at least four characters.)

CREATE ACCOUNT

Fill in all the mandatory information and click on **Create account.**

7

ACCOUNT SET-UP

Congratulations, your account was successfully created.

Your profile has been created.

As part of becoming a registered user of My Rotary, you've also created a profile. Once you sign in you can complete your profile and review or change your privacy settings to control who sees your information.

You are a member of the community.

You can also participate right away in the Rotary community by joining discussion groups and connecting to other members.

REMEMBER ME

CONTINUE

MY PROFILE

Click on **Continue.**

8

ROTARY.ORG > MY ROTARY

Rotary



My Rotary

Congratulations! You have created your **My Rotary account.**

9

MY ROTARY