

Computer Seminar

Action Planning

April 18, 2026

Prior to attending, please record your Access Codes to enter [MyRotary.org](https://www.MyRotary.org)

Email Address: _____

Password: _____

We ask this so that when you at the Computer Seminar, you'll have the code that your computer has always automatically remembered.

If you have no access codes to Rotary International, [click here](#) and go to the District 7090 website to down load instructions on left titled "How to Create a Rotary International Account"

Welcome to PELS 2026-27

Goal for this session:

By the conclusion of this session, you will

- Be able to define a Goal
- Describe the Path of a Goal from defining to success
- Use Planning Tools provided by District 7090
- Access Rotary Club Center to record and monitor achieving Goals
- Use Membership as a example of setting / planning and recording a goal

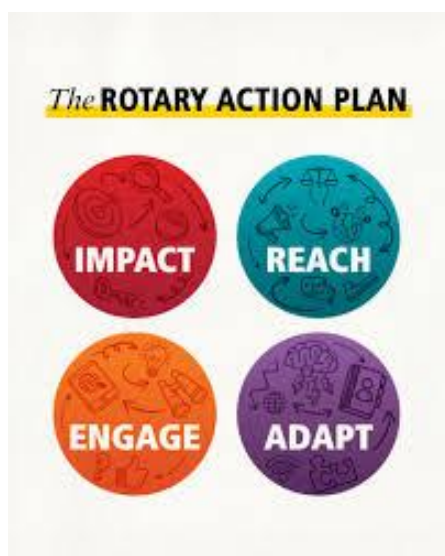
What is the best definition of a goal?

A goal is an idea of the future or desired result that a person or a group of people envision, plan, and commit to achieve. People endeavour to reach goals within a finite time by setting deadlines.

Difference Between Goal & Objective YouTube:

<https://youtu.be/vPkeiXSSswo?si=6H41MDybUTlv07qW>

Think of Objectives as Tactics or steps to achieve a Goal



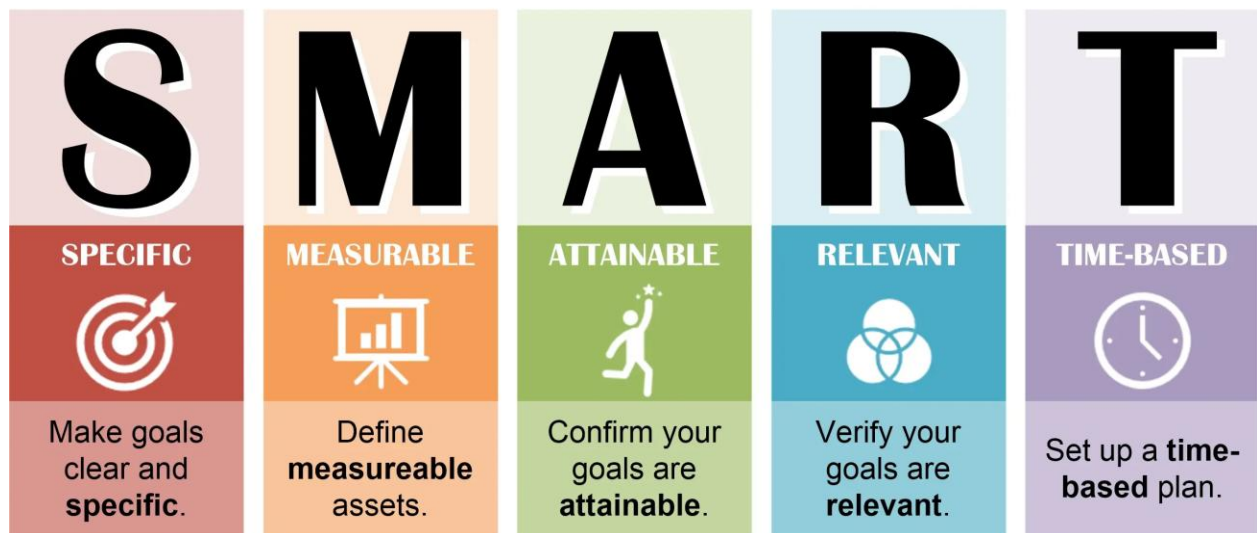
Rotary International has 4 areas of goals that Clubs should aim towards

1. Increase your **IMPACT**
2. Expand your **REACH**
3. Enhance Participant **ENGAGEMENT**
4. Increase your Ability to **ADAPT**

Examples of RI Action Plan areas



Structure of a Goal



Write a goal for saving money:

The Path of a Goal

Goal Path



One Year Goal: Monthly reports with Objective/Tactical reconsiderations

Three-year Goal: Quarterly reports with annual reconsiderations

Tools for Planning and monitoring Goals:

Goal evaluation is the systematic process of comparing actual performance against intended objectives to measure progress, identify improvements, and ensure alignment with strategic goals.



Deciding what Goals to set.

There are three awards that are granted by Rotary International and your District 7090.

- 1) **Rotary Award of Excellent:** Given to the club that accomplishes at least 13 of the 25 standard Goals specific to Rotary International.
- 2) **The Lighthouse Award:** District 7090 gives this to all clubs that receive the Rotary Award of Excellence **and** accomplishes at least 5 of the goal of the 12 on their list of Goals
- 3) **The District 7090 Governor’s Trophy:** Given to the club that achieves the most goals accomplished of the two above awards

RCC and Lighthouse Checklist for 2026-27: This is a tool to assist clubs to decide which goals are practical to achieve. (Download from District Site under “Tools” for RCC)

1) Enhance Participation Engagement

Goal	Description	Year			Assignment / Tactic	✓
		26-27	27-28	28-29		
Priority						
Service Participation	How many members will participate in club service activities during the Rotary year?					
Other Goals						
Social Activities	How many social activities will your club hold					

The 8 page form is simply a consolidated statement of all RI and District Goals to simplify both the goals decision process before the beginning of the Rotary year. It can also be used as a reporting form during the execution of your goals.

Clubs might have goals that reflect specific ambitions other than as stated in the 37 goals suggested by RI and the District. There is room on the form to accommodate these for a 3-year period. Unfortunately RI does not provide space for these to be included in the computer system.

Exercise

Enter into Rotary Club Center for your club

- Go to <https://my.rotary.org/> and sign in
 - Click on **Rotary Club Central**
1. Go to the Reports are and Look under Foundation Tab at the “**Club Recognition Report**” **What are the total Club Recognition Points?**
 2. Go to Resources: Find the **Membership Assessment Tools (Pdf)**
 3. Click on **Service Resources Surprise!!!! Don't use go to My Roarty to enter service projects**
 4. Go to **Club Goals** and we'll look at the edit process after demonstration

When you have time EXPLORE both MY ROTARY and RCC!!!

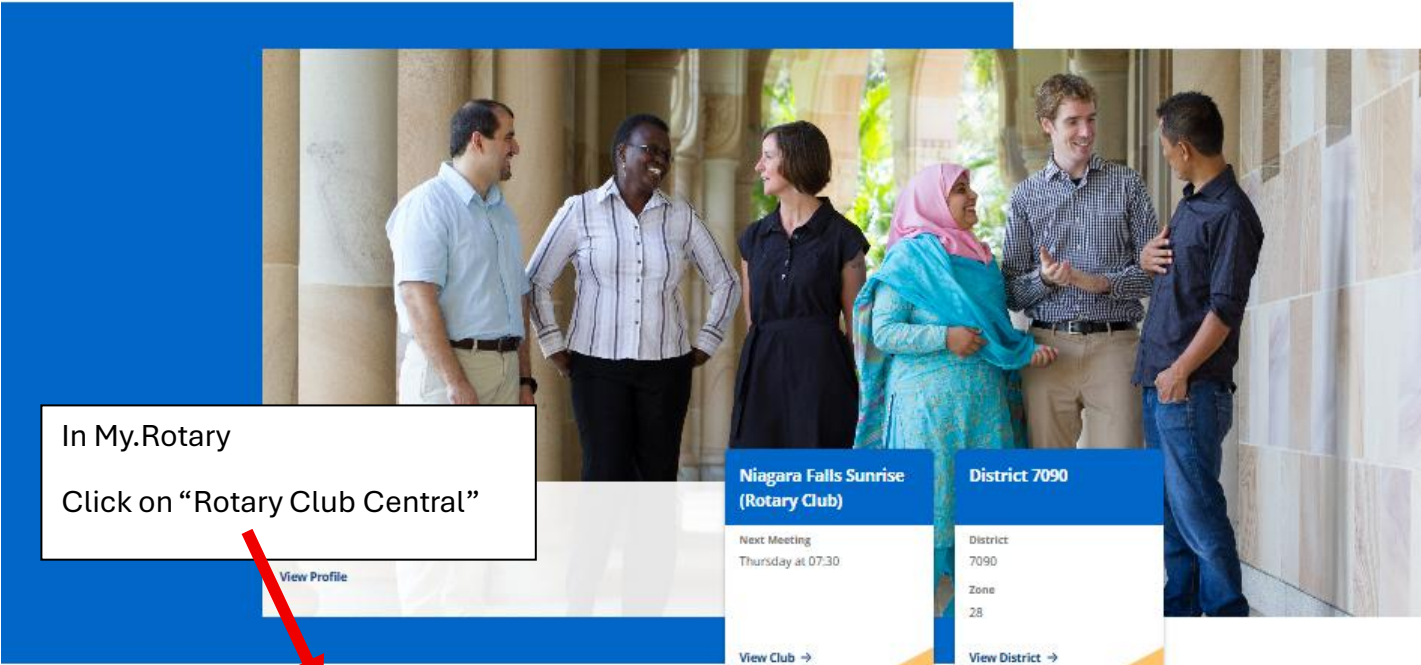
Path to setting Goal via *My Rotary* to *Rotary Club Central*

First Go to My.Rotary.org and Sign in:

The screenshot shows the My Rotary website interface. At the top, there is a navigation bar with links for Rotary.org, Brand Center, English, Sign In, and Register. Below this is a header with the Rotary logo and 'My Rotary' text, along with 'Donate' and 'Get Involved' buttons and a search icon. A blue notification banner at the top states: 'New prospective member management system is live. Rotary's new prospective member management system is now live! Candidates can now choose a club to connect with. Watch your email for notifications to connect with your candidates.' The main content area features a large image of three people with the text 'Welcome to My Rotary' and 'Sign in or register to access your personalized My Rotary portal.' A red box highlights the 'Sign in' and 'Register' links, with a red arrow pointing to 'Sign in'. A grey callout box next to it says: 'Click on "Sign in" Or... If you have no access codes, click on "Register" and follow instructions'. Below this is a 'Sign in for easy access to resources' section with six cards: Rotary Club Central, Grant Center, Membership and Foundation Reports, Learning Center, Service Project Center, and Brand Center. At the bottom, there are two large colored sections: a blue 'Get Involved' section with the text 'Become one of Rotary's people of action and explore opportunities to improve communities near and far. Get Involved >' and a light blue 'Club Search' section with the text 'Locate and contact a club near you. Club Search >'.

New prospective member management system is live.

Rotary's new prospective member management system is now live! Candidates can now choose a club to connect with. Watch your email for notifications to connect with your candidates.



Rotary Club Central »
Set club goals and track how you're doing. Monitor your progress with detailed reports.

Grant Center »
Launch and manage all your Rotary Foundation grants in one place.

Membership and Foundation Reports »
Find reports with data about membership, contributions, recognition, and more.

Manage Prospective Members »
Review and take action on your membership candidates- from inquiry to induction.

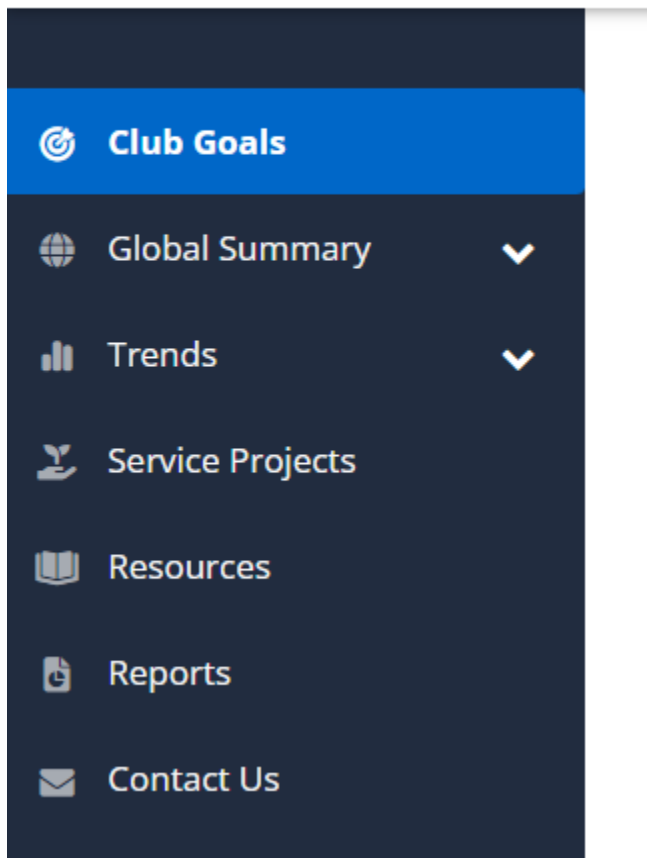
Learning Center »
Learn new skills with online classes and materials created for your specific role or interests.

Service Project Center »
Browse successful club projects from around the world.

Note: My Rotary is the "Gateway" to 5 other Rotary Platforms: **Manage Prospective Members / Grant Center / Membership and Foundation Reports / Learning Center and the Service Project Center**

The Rotary Club Central Dashboard

But first **Explore** the Menu on the Left banner



Club Goals: The “Home Page” Here you choose and set the goals your club will focus on and track progress.

Global Summary: View the collective progress towards each goal worldwide and across your zone, district or club groups

Trends: Explore data & trends of club goals.

Service Projects: DO NOT USE. Go to My Rotary to access Project Recording

Resources: You Must explore: This a Great source for all sorts of Information

Reports: These reports provide context for your goals and activities. Browse club, district, and regional reports to learn more about membership and engagement, service, and Foundation giving.

HOW TO SET A GOAL

For club officers



FIND GOALS TO TRACK

Rotary Club Central

Club Goals

Choose and set the goals your club will focus on and track. [Learn how to set and track your club's goals](#)

Rotary Club of **Anytown**

< 2024-25 >

1 goal achieved of 4 selected

All Goals Enhance Participant Engagement Increase our Impact Expand Our Reach Increase Our Ability to Adapt

EDIT The goals you select will appear below. To report progress or add, remove, or edit a goal, select EDIT.

Priority Goals

- Strategic plan **Priority**
Show goal details and history
- Service participation **Priority**
Show goal details and history
- Annual Fund contributions **Priority**
Show goal details and history

ACHIEVEMENT

Callout: Before choosing your club's goals, make sure the **appropriate year** is listed

Rotary Club Central

Club Goals

Choose and set the goals your club will focus on and track progress. [Learn how to set and track your club's goals](#)

Rotary Club of **Anytown**

< 2024-25 >

1 goal achieved of 4 selected

All Goals Enhance Participant Engagement Increase our Impact Expand Our Reach Increase Our Ability to Adapt

SAVE **CANCEL** Which goals will your club track this year? Browse goals by category and select only those you plan to pursue. Then save.

Sort selected goals

Priority Goals

GOAL	ACHIEVEMENT	SELECT GOAL
Strategic plan Priority	21 OF 25	<input checked="" type="checkbox"/>
Service participation Priority	0 OF 4,000	<input checked="" type="checkbox"/>

ACHIEVEMENT GOAL SELECT GOAL

21 OF 25

ACHIEVEMENT (USD) GOAL (USD) SELECT GOAL

0 OF 4,000

Callout: Select the goals your club wishes to track by selecting the check boxes next to them

October 2024

SET A GOAL

The screenshot shows the 'Club Goals' page for the Rotary Club of Anytown. The page includes a sidebar with navigation options like 'Global Summary', 'Trends', 'Service Projects', 'Resources', 'Reports', and 'Contact Us'. The main content area displays a list of goals with columns for 'ACHIEVEMENT', 'GOAL', and 'SELECT GOAL'. A 'SAVE' button is visible at the top left of the goal list. Two callout boxes provide instructions: one points to the 'GOAL' column header with the text 'Enter a goal value in the box titled Goal', and another points to the 'SAVE' button with the text 'Select Save after you've entered a goal value'.

After you have clicked "EDIT" Look down at the set of goals and you'll see all the goals are opened but only after you have clicked the "Select Goal" button can you edit it.

Recognize the following:

- 1) Each goal line has a blue line that says "Show goal details and history". Click on this line and the record of the past 5 years appears. This is valuable information when deciding the logical goal to set.
- 2) You can set the goal for all lines but you can not always set the "Achievement" for all of them. Some goals if they reflect membership or Financial donation to RI, will automatically be completed by RI after you have recorded the change in membership or the donation to TRF.