
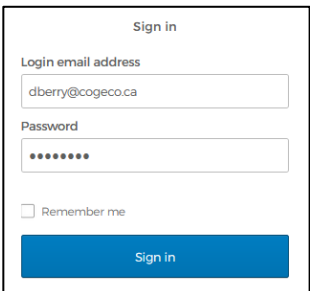


## Part 2: My Rotary

- a. What is My Rotary .... The Gateway to all Rotary International material  
**Starting point for Rotary International members to access tools and information** to improve their membership experience:
- i. **Information (Rotary Club Central):** You can find information about your club, profile, and recent stories and announcements.
  - i. **The Learning Center:** This is the ‘College of Education’ for all Elements of Rotary with Online classes for specific roles or interests: (Details Latter)
  - ii. **The Rotary Foundation:** You can find giving reports, information on the Foundation's Centennial, and giving opportunities. Including the Grant Center that is a single location for all Grant applications and management
  - iii. **Rotary Project Center:** You can find projects that other clubs have done, in your district and around the world.
  - iv. **Rotary's Action Plan:** You can read more about Rotary's vision.
  - v. **Grant application tool:** You can use this tool to apply for grants from The Rotary Foundation, coordinate with grant partners, file progress reports, and more.
- b. Sign in to “My Rotary”
- i. <https://my.rotary.org/en>
  - ii. Different from Clubrunner’s User name and PW
  - iii. (or does it need to be?)

- iv.  Top Right ...Register if never accessed

(Demonstrate Register / Sign in)

- v.  Make sure you write this down

Dashboard: access to the following

- ii. **Rotary Club Central:** Set Goals/ Monitor Progress / Detailed Reports (Details Latter)
- iii. **Grant Center:** Launch / Manage Foundation Project: Global / District / Disaster / Scale or Healthy Communities Challenge
- iv. **Membership and Foundation Reports:** Detail reports on Membership and foundation
- v. **Brand Center:** Logo, Photo, videos and other resources to promote Rotary
- vi. **Leaning Center:** Online classes for specific roles or interests: (Details Latter)
- vii. **Service Project Center:** Enter and Browse successful projects worldwide

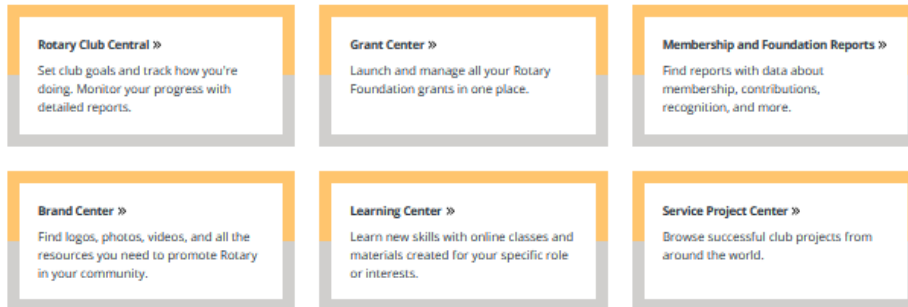
Look at Club area in Club Box click **“View Club”**

Menu Taps at top..... (Club Details / Members / Finance / Reports / Goals

1. Members:... Add a Member / Manage Club Officials / Download member list
2. Finance .... Invoice / Balance Report / Exchange Rate
3. Reports ...

Will demonstrate latter in more detail

1. Rotary Club Central
2. The Learning Center



Quick view of Membership / Foundation and Brand Center

1. Membership and Foundation Reports

1. **Click Box for Membership and Foundation Reports**
  - a. Go to Club Reports
  - b. Look at **Club Recognition Summary**
2. **Brand Center**
  - a. Click Box for Brand Center: access to Images, Videos and Promotional Materials
  - b. Look at Pull Down Menu : What would you like to do today?
  - c. Scroll Down to 4 Boxes
  - d. Assignment ..... Pick a short video for your Meeting re : Polio

- e. Pull down Menu: “Find all Videos”
- f. Look at 100’s of Video but top Search...Type Polio
- g. Pick “Why should you care about Polio?)
- h. Note 4:17 .... Good time for meeting interest

### **Your Turn!!!!**

You will not damage your computer if you explore the My Rotary!