

President Elect

Jan 29, 2025

Topic Areas

1. District Clubrunner
2. My Rotary
3. Rotary Club Central
4. Learning Center

Overview of Each Topic

- Introduction Only
- How to access
- Key Elements

Objective

- Show you that Program exists
 - Very summary vision
 - 5 minutes on each topic
- Show how simple it is
- Eliminate fear of using
- Encourage you to Use.

Explore... Explore... Explore...

Topic Areas

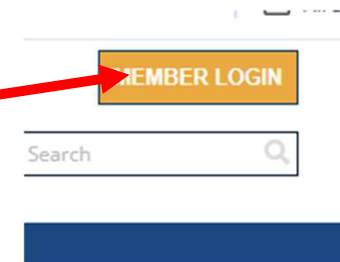
- 1. District Clubrunner**
2. My Rotary
3. Rotary Club Central
4. Learning Center

District Clubrunner: Sign in

Sign in to “My Rotary”

i. www.Rotary7090.org :

- “MEMBER LOGIN”: Top Right ...
- Register if never accessed “New User”
- Make sure you write this down

A screenshot of the ClubRunner login form. The form is titled 'ClubRunner' and has a blue header. Below the header, it says 'Enter your login information below:'. There are two input fields: 'Username' and 'Password'. To the right of the 'Username' field is a link 'Forgot username?'. To the right of the 'Password' field is a link 'Forgot password?'. Below the 'Password' field is a checkbox labeled 'Keep me logged in' and a link 'New user?'. At the bottom of the form is a blue 'Login' button. Below the 'Login' button is an 'OR' separator and a purple button labeled 'Send me a Magic Link' with a key icon.

- **Types of Access Levels**
- There are seven types of access levels:
 - **30** - Site Administrator
 - **40** - Club President
 - **50** - Club Executive
 - **60** - Editor
 - **70** - Member
 - **80** - Restricted Member
 - **90** - No Access

<https://www.clubrunnersupport.com/kb/articles/what-access-levels-are-there-in-clubrunner#anchor-2>

Access Level 40 - Club President & Access Level 50 - Club Executive

My ClubRunner

- My Commitments
- My Attendance
- My Account Balance
- My Email History
- My Committees

Need Help?

- Register for a Webinar
- Access Knowledgebase
- Join the Community
- Contact Support

What's New

This is your newly designed dashboard based on your access level. Now, it's easier than ever to manage members, search for key activity, generate reports, and more.

ENGAGEMENT

- Communication**: Get in touch with members and non-members alike with targeted email and newsletters.
- Events & Volunteering**: Publish and organize your events, speakers and volunteer schedules.
- Attendance**: Track meeting attendance for members and guests, run reports and report to your District.

CLUB & MEMBERSHIP MANAGEMENT

- Membership**: Get the complete picture on your membership with reporting, demographics and analytics.
- Organization**: Manage key information and functions of your club.

Reports: Stay on top of trends within your club demographics with data at your fingertips.

RI Integration: Synchronize club, member and executive data with Rotary International's database.

WEBSITE MANAGEMENT

Website Content: Expand your digital reach with current and relevant content to engage your members.

President 40
vs Member 70

Access Level 70 - Member

Rotary

Welcome Edward!

Access all the tools and resources you need to stay connected with your club.

My ClubRunner

- My Commitments
- My Attendance
- Bullets
- My Member Activity
- My Account Balance
- My Email History
- View Directories
- Club Documents

My ClubRunner

- Keep in touch with your club members.
- Events & Volunteering: Stay current on all your club's events and activities.

Email Services

- Compose Email
- My Friends List
- My New Member Activities
- Club Directories
- Directory Report to Club Executives & Directors

Events & Volunteering

- Upcoming Events
- Volunteer Signups
- My Volunteer Hours

Live Demo District Clubrunner

- Go to www.Rotary7090.org

Topic Areas

1. District Clubrunner
- 2. My Rotary**
3. Rotary Club Central
4. Learning Center

My Rotary..... www.my.rotary.org

What is My Rotary..... the **Gateway** to all Rotary International material

Starting point for Rotary International members to access tools and information to improve their membership experience:

- i. Information:** You can find information about your club, profile, and recent stories and announcements.
- ii. The Rotary Foundation:** You can find giving reports, information on the Foundation's Centennial, and giving opportunities.
- iii. Service Project Center:** You can find projects that other clubs have done, in your district and around the world.
- iv. Online club meetings:** Clubs can engage with their members when meeting in person isn't feasible.
- v. Rotary's Action Plan:** You can read more about Rotary's vision.
- vi. Grant application tool:** You can use this tool to apply for grants from The Rotary Foundation, coordinate with grant partners, file progress reports, and more.
- vii. Travel & Expenses:** You can book Rotary travel, view currency exchange rates, download expense reports, and get travel information.

My Rotary Sign in

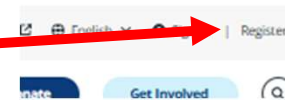
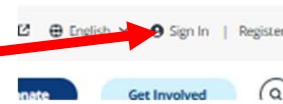
Sign in to “My Rotary”


i. <https://my.rotary.org/en>

ii. Different from Clubrunner’s User name and PW

iii. (or does it need to be?)

- “Sign IN”: Top Right ...
- Register if never accessed “New User”
- Make sure you write this down





Hello, David
[View Profile](#)

Niagara Falls Sunrise (Rotary Club)
Next Meeting
Thursday at 07:30
[View Club](#)

District 7090
District
7090
Zone
28
[View District](#)



Rotary Club Central »
Set club goals and track how you're doing. Monitor your progress with detailed reports.

Grant Center »
Launch and manage all your Rotary Foundation grants in one place.

Membership and Foundation Reports »
Find reports with data about membership, contributions, recognition, and more.

Brand Center »
Find logos, photos, videos, and all the resources you need to promote Rotary in your community.


Learning Center »
Learn new skills with online classes and materials created for your specific role or interests.

Service Project Center »
Browse successful club projects from around the world.

Top Menu in “My Rotary”

- Top Line
- Unlocks bulk of information

The screenshot shows the top navigation bar of the Rotary website. The 'My Rotary' menu item is circled in red. Below it, a dropdown menu is open, showing various categories and links. A red bracket on the left side of the dropdown menu points to the text 'Unlocks bulk of information'.

Rotary  My Rotary

My Rotary ▾ Participate ▾ Events & Connections ▾ Knowledge & Resources ▲ Who We Are ▾

Resources & References

- Grants & Services
- Resources by Role
- Membership Materials
- Club and District Administration
- District Committees

Fundraising

Youth Protection

Policies & Procedures

View All

Rotary Tools

- Rotary Club Central [↗](#)
- Service Project Center [↗](#)
- Brand Center [↗](#)
- Raise for Rotary [↗](#)
- Learning Center [↗](#)

- Grant Center [↗](#)
- Official Rotary Apps
- Licensed Vendors

Webinars

Live Demo

- My Rotary www.MyRotary.org

- Or www.My.Rotary.org

Topic Areas

1. District Clubrunner
2. My Rotary
- 3. Rotary Club Central**
4. Learning Center

My Rotary Sign in

Sign in to “My Rotary”


i. <https://my.rotary.org/en>

ii. Different from Clubrunner’s Username and PW

iii. (or does it need to be?)

- Top Right ...Register if never accessed
- Make sure you write this down

A sign-in form titled "Sign in" with a white background and a thin black border. It contains the following elements: a label "Login email address" above a text input field containing "dberry@cogeco.ca"; a label "Password" above a text input field containing seven dots; a checkbox labeled "Remember me" which is unchecked; and a blue rectangular button at the bottom with the text "Sign in" in white.



Hello, David
[View Profile](#)

Niagara Falls Sunrise (Rotary Club)
Next Meeting
Thursday at 07:30
[View Club](#)

District 7090
District
7090
Zone
28
[View District](#)



Rotary Club Central »
Set club goals and track how you're doing. Monitor your progress with detailed reports.

Grant Center »
Launch and manage all your Rotary Foundation grants in one place.

Membership and Foundation Reports »
Find reports with data about membership, contributions, recognition, and more.

Brand Center »
Find logos, photos, videos, and all the resources you need to promote Rotary in your community.

Learning Center »
Learn new skills with online classes and materials created for your specific role or interests.

Service Project Center »
Browse successful club projects from around the world.

Rotary Club Central

- Objective

1. Facilitates you to **set and monitor your goals** allowing you to guide your club to success
2. To obtain from Rotary International **an array of reports** providing you with information with respect to your club's and your District's organization and accomplishments










Importance of Check list

Rotary Club Central Explained 2024-25 Goals

To achieve the Rotary Club Excellence Award, review all the available goals, select at least half of them, achieve those goals, and report your achievement in Rotary Club Central.
All achievements need to be reported in Rotary Club Central by 30 June.


	Explanation	Goal	Action Plan Assignment	Success
Enhance Participation Engagement				<input type="checkbox"/>
1. Service participation	How many members will participate in club service activities during the Rotary year?			<input type="checkbox"/>
2. Social Activities	How many members will participate in club service activities during the Rotary year?			<input type="checkbox"/>
3. Rotarian Action Group participation	How many club members will be members of at least one Rotarian Action Group (RAG) during the Rotary year?			<input type="checkbox"/>
4. Leadership development participation	How many members will participate in leadership development programs or activities during the Rotary year?			<input type="checkbox"/>
5. District conference attendance	How many members will attend your district conference?			<input type="checkbox"/>
6. Use of official Rotary promotional materials	Did your club use Rotary International's promotional, advertising and public service materials (videos, social media graphics, digital banners, etc.) available in the Brand Center, to post/share content to promote Rotary in your community throughout the Rotary year?			<input type="checkbox"/>
7. Rotary Fellowship Participation	How many club members will be members of a Rotary Fellowship during the Rotary year?			<input type="checkbox"/>
8. District training participation	How many of your club's committee chairs will attend the district training assembly?			<input type="checkbox"/>

- Guide to Discussion
- Setting Goal
- Monitoring Goals
- Communication of Progress
- Flags problems

-  **Club Goals**
-  Global Summary 
-  Trends 
-  Service Projects
-  Resources
-  Reports
-  Contact Us

Club Goals

Choose and set the goals your club will focus on and track progress.
[Learn how to set and track your club's goals](#)

View Club: **All Clubs** 

Rotary Club of **Niagara Falls Sunrise**

 2024-25 
••••

 PRINT

6 goals achieved of 25 selected

All Goals Enhance Participant Engagement Increase our Impact Expand Our Reach Increase Our Ability to Ada

 EDIT

The goals you select will appear below. To report progress or add, remove, or edit a goal, select EDIT.

★ Priority Goals

Club membership ★ Priority

[➤ Show goal details and history](#)

ACHIEVEMENT		GOAL
20	 OF	20

Live Demo


Access via My Rotary ... Select Rotary Club Central box

Or

www.my.rotary.org

Topic Areas

1. District Clubrunner
2. My Rotary
3. Rotary Club Central
- 4. Learning Center**



Hello, David

[View Profile](#)

Niagara Falls Sunrise (Rotary Club)	District 7090
Next Meeting Thursday at 07:30	District 7090
View Club →	Zone 28
	View District →

Rotary Club Central »
Set club goals and track how you're doing. Monitor your progress with detailed reports.

Grant Center »
Launch and manage all your Rotary Foundation grants in one place.

Membership and Foundation Reports »
Find reports with data about membership, contributions, recognition, and more.

Brand Center »
Find logos, photos, videos, and all the resources you need in your community.

Learning Center »
Learn new skills with online classes and materials created for your specific role or interests.

Service Project Center »
Browse successful club projects from around the world.



- The Learning Center
- The PELS program requires that President Elects complete one Courses though the “Learning Center”
 1. Club President Basics (4hr 15 min)

Learning Center

Sign in to “My Rotary”

i. <https://my.rotary.org/en>

ii. Different from Clubrunner’s Username and PW

iii. (or does it need to be?)

- Top Right ...Register if never accessed
- Make sure you write this down

A screenshot of a "Sign in" form. At the top is the title "Sign in". Below it is a label "Login email address" followed by a text input field containing "dberry@cogeco.ca". Below that is a label "Password" followed by a password input field with eight dots. Underneath is a checkbox labeled "Remember me". At the bottom is a blue button with the text "Sign in".

The Learning Center...

The screenshot displays a web interface for 'Course Catalogs'. At the top, there is a blue navigation bar with the text 'Course Catalogs' and a grid icon. Below this is a section titled 'Courses by Topic' with a dark blue header. The main content area is organized into a grid of course categories, each with a representative image and a 'View Courses' button. The categories are: 'About Rotary' (orange-tinted image), 'Club Leadership' (blue-tinted image, highlighted with a red border), 'District Leadership' (blue-tinted image), 'General' (teal-tinted image), 'Membership' (purple-tinted image), 'Professional Development' (orange-tinted image), 'Public Image' (yellow-tinted image), 'Service' (orange-tinted image), 'The Rotary Foundation' (pink-tinted image), and 'Learning Facilitator' (green-tinted image).

Course Catalogs

Courses by Topic

About Rotary [View Courses About Rotary](#)

Club Leadership [View Club Leadership Courses](#)

District Leadership [View District Leadership Courses](#)

General [View General Courses](#)

Membership [View Membership Courses](#)

Professional Development [View Professional Development Courses](#)

Public Image [View Public Image Courses](#)

Service [View Service Courses](#)

The Rotary Foundation [View Rotary Foundation Courses](#)



















Learning Facilitator [View Learning Facilitator Courses](#)

The Learning Center... Club President Basic

Club Leadership

CATEGORIES FILTERS Search... CARDS NAME A-Z

26 Items

 Club Administration Committee Basics 8 courses 2h 45m Learning plan	 Club Membership Committee Basics 10 courses 4h 15m Learning plan	 Club President Basics ENROLLED 10 courses 4h 15m Learning plan	 Club President Intermediate ENROLLED 9 courses 4h 15m Learning plan	 Club Public Image Committee Basics 9 courses 2h 45m Learning plan	 Club Rotary Foundation Committee Basics 10 courses 3h 30m Learning plan
 Club Secretary Basics ENROLLED 10 courses 4h 00m Learning plan	 Club Service Projects Committee Basics 8 courses 3h 00m Learning plan	 Club Treasurer Basics ENROLLED 8 courses 2h 45m Learning plan	 Creating an Inclusive Club Culture ENROLLED EN 15m 00s ★ 5.0 E-learning	 Diversify Your Club EN 45m 00s ★ 5.0 E-learning	 Get Ready: Club Learning Facilitator EN 15m 00s ★ 5.0 E-learning
 Leading Effective Committees ENROLLED	 Managing Club Business ENROLLED	 Microaggressions	 Minimizing Risk ENROLLED	 Preventing and Addressing Harassment ENROLLED	 Protecting Personal Data ENROLLED

Club President Basics

Learning plan

Learning plan description

Looking for ways to help your club succeed? Get advice on planning for your year, creating and working with your leadership team to help your club run smoothly.

Courses in the learning plan

10 E-learning | 4h 15m average time



Getting Started With the Learning Center

Mandatory | EN | E-learning | 15m 00s | Course completed



Get Ready: Club President

Mandatory | EN | E-learning | 15m 00s | Course completed



Managing Club Business

Mandatory | EN | E-learning | 30m 00s | Course completed



Working With Your Club Leadership Team

Mandatory | EN | E-learning | 30m 00s | Course completed



Minimizing Risk

Mandatory | EN | E-learning | 15m 00s | Course completed



Rotary's Action Plan and You

Mandatory | EN | E-learning | 15m 00s | Course completed



Best Practices for Engaging Members

Mandatory | EN | E-learning | 45m 00s | Course completed

Club President Basics – Learning Plan

- 10 courses
- 4 hr 15 min

Topic Areas

1. District Clubrunner
2. My Rotary
3. Rotary Club Central
4. Learning Center

Overview of Each Topic

- Introduction Only
- How to access
- Key Elements

Objective

- Show you that Program exists
- Very summary vision
- Show how simple it is
- Eliminate fear of using
- Encourage you to Use.

Explore... Explore... Explore...