

Comments on HOW TO create a “My Rotary” Account

Although the access Username and Password codes for the Clubrunner sites for your Club and the District are the same; the access for RI’s MyRotary is different. You need both! Creating one does not create access to the other.

All members can access MyRotary/Club Central but for the purpose of inputting club goals and performance data is restricted to club officers only.

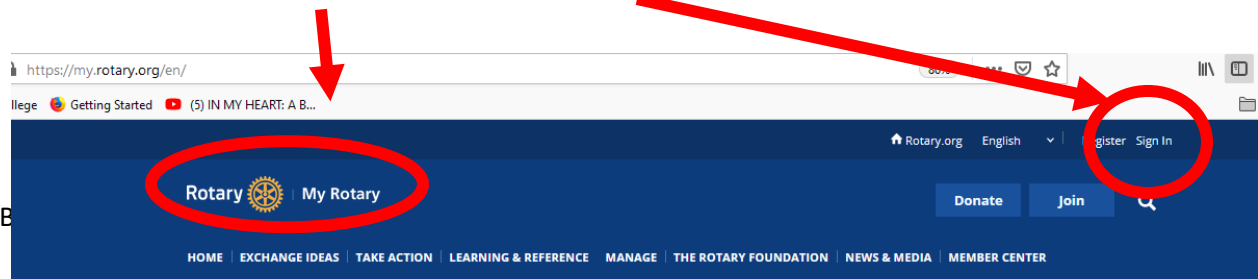
Who can update club and member data?

You are authorized to update club and member data if you are a president, secretary, executive secretary/director, treasurer, membership chair, or Rotary Foundation chair. However, each of those officers may designate another club member to be their alternate. This helps to create a larger club team for inputting club data.

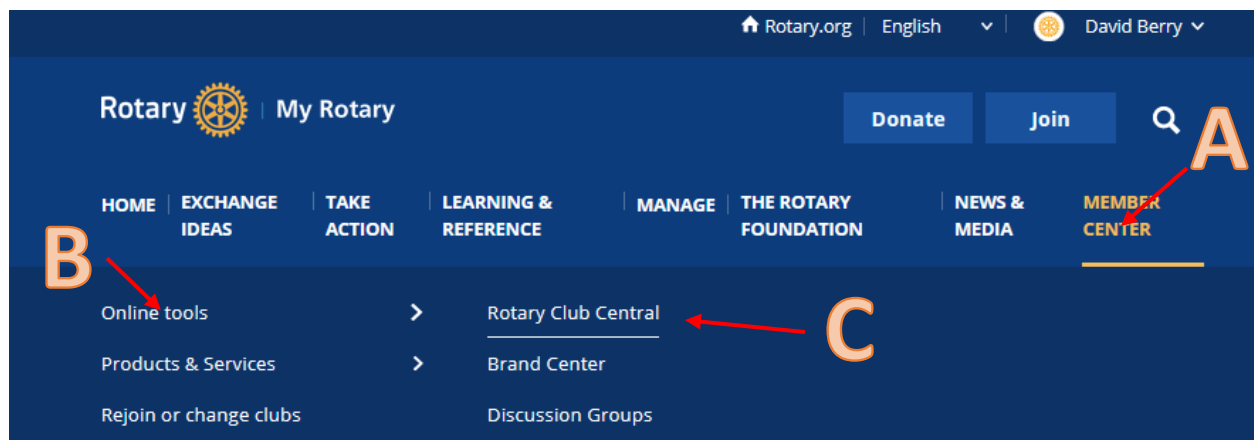
How to access Rotary Club Central

The following will show you how to access the 'My Rotary' site to enter Goals and get reports from Rotary Club Central (RCC)

A) Go to My Rotary [My.rotary.org](https://my.rotary.org/en/) and sign in



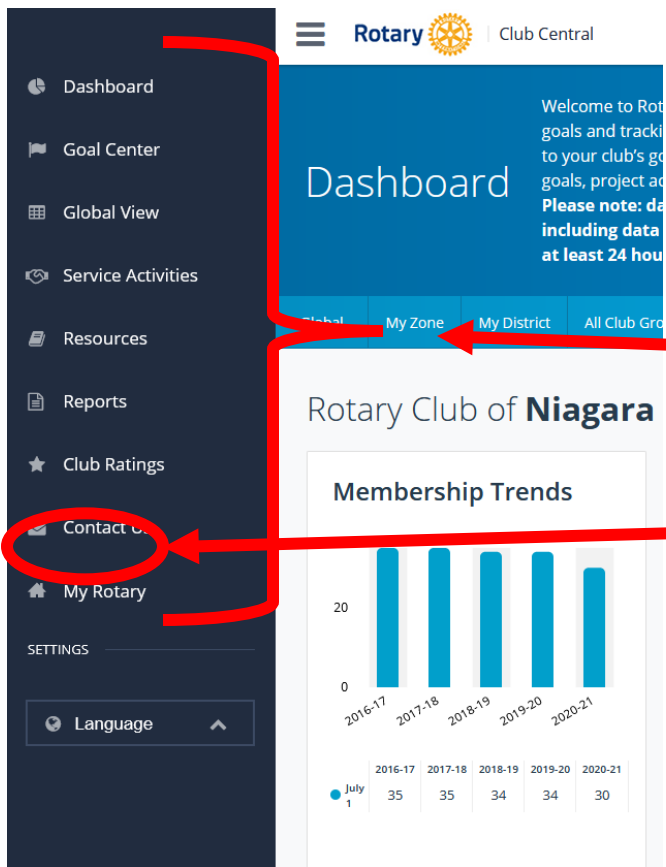
B) Get into Club Administration



A) Click on “**Member Center**” Tab to open menu below it

B) Click on “**Online tools**” to open menu beside it

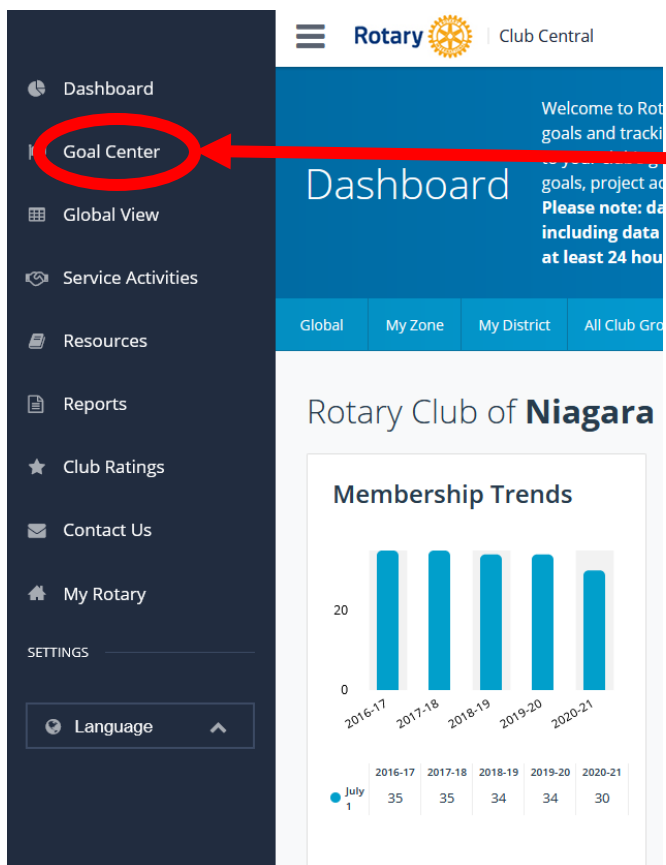
c) Click on “**Rotary Club Central**” to open new page



A)

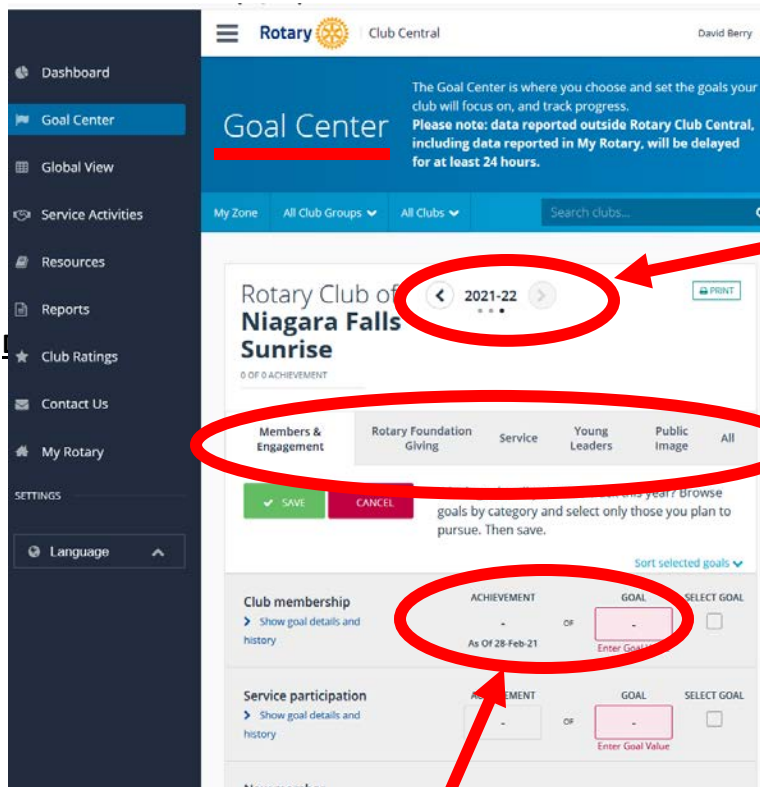
RCC opens at the Dashboard for your Club

- Look over the dash board for the information it summarizes
- Note the Menu on the left side
- Look at the Reports available



B)

- Enter the "Goal Center"



Make sure you are in the right Year 2021-22

Note the Categories of Goals

- Membership
- Foundation
- Service
- Youth
- Public Image

Click on the Tabs to look through each

For each of the Goals, you can set the Goal and your Achievements.

(Membership and Foundation \$ achievements are set automatically by the RI system)

Comments How to Report on Progress on Goals

There are three means that Progress is reported on RCC Goals

1. Manually by your club
2. Automatically direct from the RI Data bank
3. From Service Activities as you complete an activity

a) Manual Input

When you click “EDIT” in the ‘goal Center’, the goals where you can record your achievement will open to allow you to record a value. (If the goal will have the achievement set automatically, you will not be able to enter a value.)

b) Automatic set by RI data Bank

All goals except Service goals, that do not allow you to enter a value, will have the achievement populated directly from the RI Data bank. These goals are in the Membership and Foundation Giving areas. One can recognize that RI wants to simply ensure the accuracy of the data.

c) Service Activities

In the Goal Center under ‘Service’ you are only allowed to set a goal that represents the number of Service Activities that the club will accomplish. Service activities include any activity that the club does in the following categories:

- Community
- International
- Vocational
- Young Leaders
- Fundraisers
- Area of Focus
- Polio
- Environmental
- Disaster Response

Activities do not have to be Fundraiser and/or Money Granting in nature. You will be tracking the number of volunteers and the hours spent volunteering. This means that the simple act of picking up garbage along the shore, or reading to kindergarten children, will be a Service Activity.

More on Service Activities in the next section!

HOW TO SET A GOAL

For club officers



1

NAVIGATE TO GOALS

Dashboard

Welcome to Rotary Club Center. Explore data and trends related to your club's goals and tracking progress. Please note: data reported in other Rotary systems and third party vendor systems will be delayed for at least 24 hours.

Global View

Service Activities

Resources

Reports

Contact Us

SETTINGS

Language

Global

My Club

My District

All Club Groups

All Clubs

Global

Membership Trends

1,000,000

500,000

0

2012-13 2013-14 2014-15 2015-16 2016-17

Select **Goal Center** from the navigation menu on the left

2

FIND GOALS TO TRACK

Dashboard

Goal Center

Global View

Service Activities

Resources

Reports

Contact Us

SETTINGS

Language

Goal Center

The Goal Center is where you can set goals your club will focus on, and track progress. Please note: data reported in other Rotary systems and third party vendor systems will be delayed for at least 24 hours.

All Club Groups

All Clubs

Search clubs...

Rotary Club of

0 OF 8 ACHIEVEMENT

Members & Engagement

Rotary Foundation Giving

Service

Young Leaders

Public Image

Rotary

2017-18

EDIT

The goals you select will appear below. To report progress or add, remove, or edit a goal, select

Before choosing your club's goals, make sure the **appropriate year** is listed

If the **Edit** button appears, click or tap it to find goals your club wants to track. If this button reads **Save** and goals are displayed, proceed to the next step

Dashboard
Goal Center
Global View
Service Activities
Resources
Reports
Contact Us
SETTINGS
Language

Goal Center

The Goal Center is where you choose and set the goals your club will focus on, and track progress.
Please note: data reported in other Rotary systems and third party vendor systems will be delayed for at least 24 hours.

All Club Groups
All Clubs
Search clubs...

Rotary Club of
2017-18
0 OF 9 ACHIEVEMENT

Members & Engagement
Rotary Foundation Giving
Service
Young Leaders
Public Image

SAVE
Which goals will your club track this year? Browse goals by category and select only those you plan to pursue. Then save.

Sort selected goals

| ACHIEVEMENT | GOAL | SELECT GOAL |
|--|---|-------------------------------------|
| Inbound Youth Exchange students Show goal details and history | <div> <div>-</div> <div>Enter Goal Value</div> </div> | <input checked="" type="checkbox"/> |

Select the goals that your club wishes to track by clicking or tapping the check boxes next to them

3

SET A GOAL

Dashboard
Goal Center
Global View
Service Activities
Resources
Reports
Contact Us
SETTINGS
Language

Goal Center

The Goal Center is where you choose and set the goals your club will focus on, and track progress.
Please note: data reported in other Rotary systems and third party vendor systems will be delayed for at least 24 hours.

All Club Groups
All Clubs
Search clubs...

Rotary Club of
2017-18
0 OF 9 ACHIEVEMENT

Members & Engagement
Rotary Foundation Giving
Service
Young Leaders
Public Image

SAVE
Which goals will your club track this year? Browse goals by category and select only those you plan to pursue. Then save.

Sort selected goals

| ACHIEVEMENT | GOAL | SELECT GOAL |
|--|---|-------------------------------------|
| Inbound Youth Exchange students Show goal details and history | 3 | <input checked="" type="checkbox"/> |
| Rotaract club Show goal details and history | <div> <div>-</div> <div>Enter Goal Value</div> </div> | <input type="checkbox"/> |

Enter a goal value in the box titled **Goal**

Click or tap **Save** after you've entered a goal value

Don't Forget to SAVE.
Otherwise you'll start all over!

Comments on How to Record Service Activities and Export to Showcase

What is a Service Activity?

Service activities include any activity that the club does in the following categories:

- Community
- International
- Vocational
- Young Leaders
- Fundraisers
- Area of Focus
- Polio
- Environmental
- Disaster Response

Activities do not have to be Fundraiser and/or Money Granting in nature. You will be tracking the number of volunteers and the hours spent volunteering. This means that the simple act of picking up garbage along the shore, or reading to kindergarten children, will be a Service Activity.

Objective of Recording Service Activities

RI is no different than your club. Both have become known in it's 'community' for not only the money it grants, but also for the "Service of Self". A report by Johns Hopkins University prepared for RI, estimated that Rotary members provide about 47 million hours of volunteer effort a year at an estimated value of \$850 million. We track this information so that we can justify to supporting agencies the commitment we have to our local or international communities. It is evidence to the Canadian Government to support our Global Grants and to Bill and Malinda Gates to give to polio. It is information for your club members to feel pride in their club.

Three Ways to Enter a Service Activity

1. If you have done the Activity in a previous year select "**Repeat Past Service Project**". RCC will automatically set up the past activity in the present year. You will then not have to rewrite the title and description of the project.
2. For a new Activity select "**Add New Service Project**". You will have to add the title and description.
3. If you have already established the project in the RI Showcase site you can select "**Import from Rotary Showcase**". Starting title and Description will be imported to an activity for this year.

Data that must be tracked

1. Start and End Date: Caution here....
2. Total Volunteer Hours
3. Number of Volunteers
4. Cash Contributions
5. Value of Donated Goods.

You are recording volunteer Hours and Numbers that include committee planning and member participation for an activity.

You are recording Data only for the Fiscal year. If a project extends past June 30th, a new project must be started for the next year. The Volunteer and Monetary data for each fiscal year is recorded separately.

Tracking, especially the volunteer hours, can be considered an arduous task by some clubs. This can be eased by insisting that every committee report must include Volunteer numbers and hours.

For a small one-day activity, the numbers can be easily estimated by counting the people and hours after. Don't forget to add the time for those that planned the activity. But if this is a project that takes all year to plan by an eight-member committee and every member is expected to participate, it will be difficult. Someone must be delegated to keep track of this and record for every report. A spread sheet with all members name recorded will help. There are Free Volunteer Software platforms available. Clubrunner's Volunteer Package will help.


Record Accomplishment of Service Activity

Two things that must be done to complete and count as a Service Activity Accomplished in the Gaol Center of RCC.

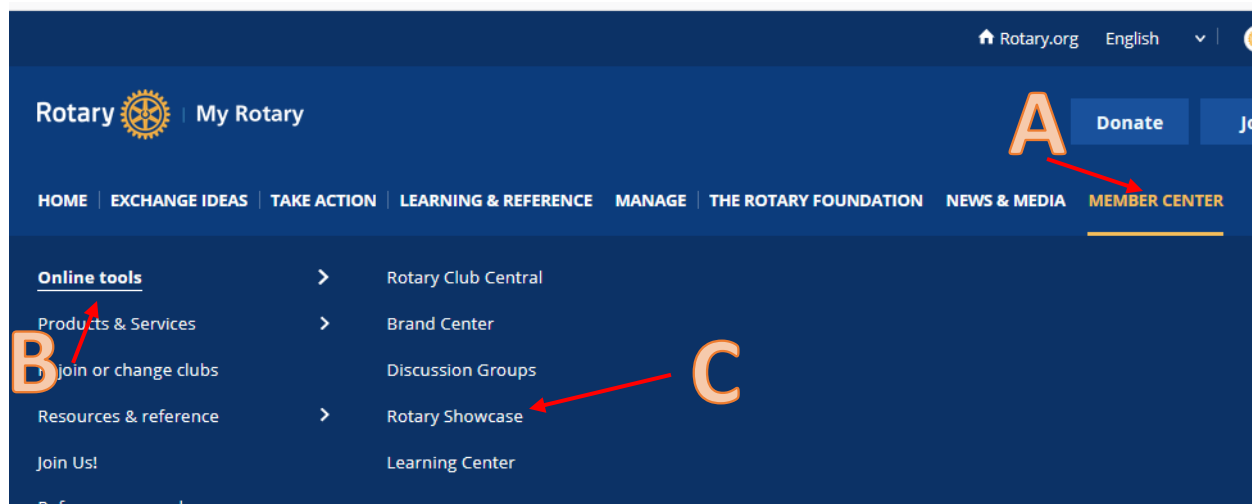
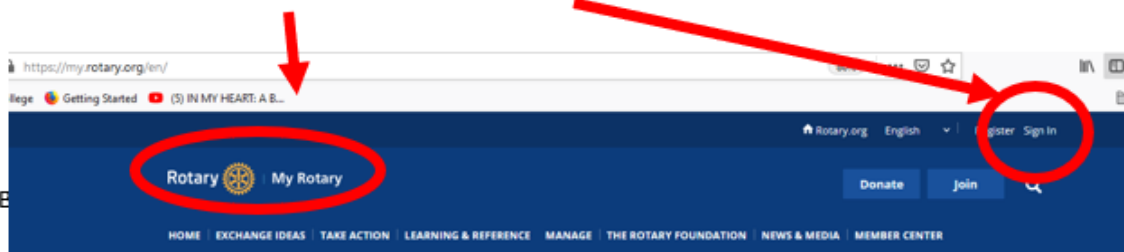
1. Select the 'Project Complete' button beside the Date of Completion
2. Export the project to the Rotary Showcase web site. Once the completion button is selected, an EXPORT menu selection button will appear at the top left corner of the page. Click on the EXPORT button to send the information to the showcase. After this is done you can go into Rotary Showcase to add further details including pictures.

HOW TO ADD A PROJECT TO ROTARY SHOWCASE

www.rotary.org/showcase



A) Go to My Rotary My.rotary.org and sign in

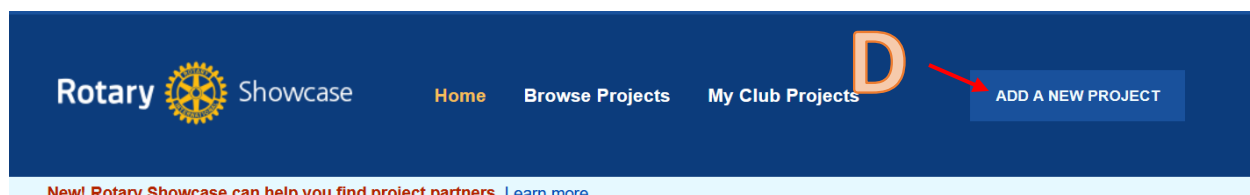


A) Click on **“Member Center”** Tab to open menu below it

B) Click on **“Online tools”** to open menu beside it

c) Click on **“Rotary Showcase”** to open new page

D) In new page for Showcase ... Click on **“ADD A NEW PROJECT”**



New! Rotary Showcase can help you find project partners. [Learn more](#)

On New page

Is your project already listed?

You don't want to add a duplicate project. Review your active projects below to check that the project you are adding isn't already listed. If your project doesn't appear here, you can click "Add a New Project"



Helping Long-Term Care Residents Communicate

Completed

Seven Rotary Clubs join forces to supply Samsung Tablets to Regional Niagara Long-

View

You MUST Use the Scroll Bar to scroll down to Bottom of page

Only when you have scrolled to the bottom will the button appear Blue.

Now you can click on **"Add A New Project"**

Add A New Project

I want to add:

Established project

Choose this option if:

- Your project has been fully planned, is in progress, or has been completed
- You are adding a current or completed project to your club's service projects portfolio

Select

On the Next page you have a choice to establish a project or propose a project

To ADD a Current or Completed Project click on Select on the Left side of Page

[← Add a New Project](#)

ADD AN ESTABLISHED PROJECT

Complete the information below. * indicates required information

Part 1: Tell us about your project

Project title *
Enter a name for your project.

50 - characters remaining

Overview *
Give a brief, one-sentence description of your project.

100 - characters remaining

Detailed description

1000 - characters remaining

Project category *
Select all that apply.

| | |
|--|--|
| <input type="checkbox"/> Community | <input type="checkbox"/> Fundraiser |
| <input type="checkbox"/> International | <input type="checkbox"/> Polio |
| <input type="checkbox"/> Vocational | <input type="checkbox"/> Environment |
| <input type="checkbox"/> New Generations | <input type="checkbox"/> Disaster Response |
| <input type="checkbox"/> Area of Focus | - Select - |

Project country *

Fill out the form as required. There is a lot of detail requested.

- Describe the Project
- When done
- Project Category
- Partner Clubs
- Up to 20 Images and Links to YouTube
- Total Volunteer Hours
- Total Number of Volunteers
- Cash Contributions
- ETC...

Please recognize that this reporting is important to RI so that they can brag to the world the reasons we are the Best Service Club in the world

They also are important to your club

- They instill pride in your membership for club accomplishments
- They show your community your club's contribution to it's welfare
- They encourage new membership
- They form partnership with other community organizations.

Publish project [Cancel](#)

Be Sure to **Publish** at end

HOW TO RECORD SERVICE AND EXPORT TO ROTARY SHOWCASE



1
NAVIGATE TO SERVICE ACTIVITIES

Welcome to Rotary Club Central, the o
Explore data and trends related to yo
goals, project activities, and more.
**Please note: data reported in othe
be delayed for at least 24 hours.**

Global My Zone ▼ My District My Club Group My Club

Rotary Club of

Membership Trends

| | 2012-13 | 2013-14 | 2014-15 | 2015-16 | 2016-17 |
|-------------|---------|---------|---------|---------|---------|
| July 1 | - | - | - | - | - |
| Achievement | 90 | 82 | 85 | 82 | 85 |
| Goal | 0 | 0 | 0 | 0 | 87 |

Gender Trends

| | 2012-13 | 2013-14 | 2014-15 | 2015-16 | 2016-17 |
|------------|---------|---------|---------|---------|---------|
| Female | 23 | 25 | 23 | 25 | 28 |
| Male | 59 | 60 | 59 | 57 | 57 |
| Unreported | 0 | 0 | 0 | 0 | 0 |

Select Service Activities

2
ADD SERVICE PROJECTS
There are three ways to do this

Rotary Club of

Add New Service Project

Repeat Past Service Project

IMPORT FROM ROTARY SHOWCASE ...

Select Add New Service Project
to enter a project that isn't in Rotary Club Central or Rotary Showcase

Select Import From Rotary Showcase
to add a project from that site

Select Repeat Past Project
to copy details of a project that's already in Rotary Club Central

Dashboard

Goal Center

Global View

Service Activities

Resources

Reports

Contact Us

SETTINGS

Lar

Click **Save** once you've entered your project's details

CANCEL

SAVE

Add a new service project

Title and summary

PROJECT TITLE * required

0 of 50 characters used

PROJECT SUMMARY

0 of 1000 characters used

Enter the name of your project

Enter the start date of your project

START DATE * required

END DATE

PROJECT COMPLETE

3

ADD PROJECTED SERVICE PROJECT DETAILS

Enter the estimated project details in the **Projected** column

Dashboard

Goal Center

Global View

Service Activities

Project metrics

| | PREVIOUS PROJECTED/PREVIOUS ACTUAL | PROJECTED | ACHIEVEMENT |
|-------------------------------------|------------------------------------|-----------|-------------|
| Number of volunteers | -/- | | |
| Total number of volunteer hours | -/- | | |
| Cash contributions | -/- | USD | |
| Value of donated goods and services | -/- | USD | |

Additional project details

CATEGORY

Select

Vocational

Young Leaders

Fundraiser

Area of Focus

Polio

For **Area of Focus**, select the category that your project supports

PARTNERS

Select

Interact

Rotaract

Rotarian Action Group

Rotary Club(s)

Rotary Community Corps

Select the project category. You can use this information to search for past projects.

Select the partners you're working with on the project

August 2019

4

ADD COMPLETED PROJECT DETAILS

Enter the end date of your project

Project timeline

START DATE * required

END DATE

PROJECT COMPLETE

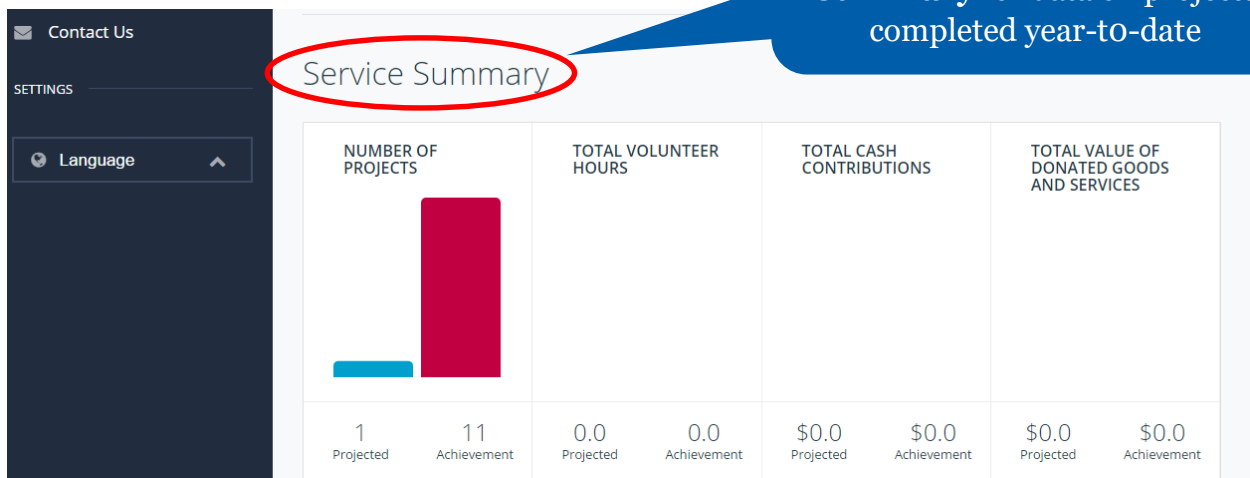
Choose the dates that best reflect when work on the project began and, if applicable, ended. The

Enter contributions and volunteer participation from your project in the column titled **Achievement**

Select **Yes** to mark the project complete

| | PROJECTED | ACHIEVEMENT |
|-------------------------------------|-----------|-------------|
| Number of volunteers | | |
| Total number of volunteer hours | | |
| Cash contributions | USD | |
| Value of donated goods and services | USD | |

On the **Service Activities** page, scroll to **Service Summary** for data on projects completed year-to-date



Rotary Club Central

EXPORT PRINT COPY

End Polio Board

Title and summary

PROJECT TITLE * required

End Polio Board

15 of 50 characters used

5

EXPORT PROJECT
TO ROTARY
SHOWCASE

Click **Export** to list
the project on Rotary
Showcase

Confirm Export CANCEL

?

Are you sure you want to export

YES NO

Click **Yes** to export
the project to
Rotary Showcase.

SHARED ON SHOWCASE PRINT COPY


End Polio Board







Once the export is complete,
it will say **Shared on
Showcase.**

Click on **Rotary Showcase**
under the **Take Action** tab to
view and edit your project on
Rotary Showcase

Click the **My Club Showcase** tab to search for your newly added project







End Polio Board

End Polio Board

[Share 0](#)

People put up their picture or article for a token and the after production cost donated to Polio

[Select Language](#)

Project location

Project dates

Project category

Funding

Project contacts

Partners

Related Links

Start: 01 July 2018

End: 30 June 2019

Created: 18 July 2018

Community, Polio

[Delete Project](#)

[Copy project details to a new project](#)

[Edit project details](#)

PROJECT PHOTOS AND VIDEOS

[Edit project media](#)

ENGAGEMENT TRACKER

| Total volunteer hours | Number of volunteers | Total cash contributions | Total in-kind contributions |
|-----------------------|----------------------|--------------------------|-----------------------------|
| 0 Hours | 0 People | 0 USD | - USD |

[Edit Project Impact](#)

Click **Edit project details** to add photos, videos, and project engagement details to showcase the success of your project

Rotary Club Central Explained 2021-22 Goals

(As of March 7, 2021: Please be aware that these might be subject to change by RI)

| | Explanation | Goal | Accomplish | Success | Action Plan Assignment |
|---|--|------|------------|--------------------------|------------------------|
| Membership and Engagement | | | | | |
| 1. Club membership | How many total members does your club want by the end of the Rotary year? | | | <input type="checkbox"/> | |
| 2. Service participation | How many members will participate in club service activities during the Rotary year? | | | <input type="checkbox"/> | |
| 3. New member sponsorship | How many members will sponsor a new club member during the Rotary year? | | | <input type="checkbox"/> | |
| 4. Rotarian Action Group participation | How many club members will be members of at least one Rotarian Action Group (RAG) during the Rotary year? | | | <input type="checkbox"/> | |
| 5. Leadership development participation | How many members will participate in leadership development programs or activities during the Rotary year? | | | <input type="checkbox"/> | |
| 6. District conference attendance | How many members will attend your district conference? | | | <input type="checkbox"/> | |
| 7. Rotary Fellowship participation | How many club members will be members of a Rotary Fellowship during the Rotary year? | | | <input type="checkbox"/> | |
| 8. District training participation | How many of your club's committee chairs will attend the district training assembly? | | | <input type="checkbox"/> | |
| | | | | | |

| | | | | | |
|----------------------------------|--|--|--|--------------------------|--|
| Rotary Foundation Giving | | | | | |
| 9. Annual Fund Contributions | How much money will be contributed to The Rotary Foundation Annual Fund by your club and its members during the Rotary year? | | | <input type="checkbox"/> | |
| 10. PolioPlus Fund contributions | How much money will be contributed to The Rotary Foundation PolioPlus Fund by your club and its members during the Rotary year? | | | <input type="checkbox"/> | |
| 11. Major gifts | How many single outright donations of US\$10,000 or more will be made by individuals associated with your club during the Rotary year? | | | <input type="checkbox"/> | |
| 12. Bequest Society members | During the Rotary year, how many individuals or couples will inform The Rotary Foundation of their plans to leave US\$10,000 or more to The Rotary Foundation through their estate? | | | <input type="checkbox"/> | |
| 13. Benefactors | During the Rotary year, how many individuals or couples will inform The Rotary Foundation of their estate plans to include the Endowment Fund as a beneficiary or will make an outright gift of US\$1,000 or more to the Endowment Fund? | | | <input type="checkbox"/> | |
| | | | | | |
| Service | | | | | |
| 14. Service projects | How many service projects will your club complete during the Rotary year? To track and report project details, such as contributions and volunteer hours, select Service Activities in the main menu. | | | <input type="checkbox"/> | |
| | | | | | |

| | | | | | |
|--|---|--|--|--------------------------|--|
| Young Leaders | | | | | |
| 15. Rotaract clubs | How many new and existing Rotaract clubs will your club sponsor during the Rotary year? | | | <input type="checkbox"/> | |
| 16. Interact clubs | How many new and existing Interact clubs will your club sponsor during the Rotary year? | | | <input type="checkbox"/> | |
| 17. Inbound Youth Exchange students | How many Rotary Youth Exchange students will your club host during the Rotary year? | | | <input type="checkbox"/> | |
| 18. Outbound Youth Exchange students | How many Rotary Youth Exchange students will your club sponsor during the Rotary year? | | | <input type="checkbox"/> | |
| 19. RYLA participation | How many individuals will your club sponsor to participate in Rotary Youth Leadership Awards (RYLA) events during the Rotary year? | | | <input type="checkbox"/> | |
| | | | | | |
| Public Image | | | | | |
| 20. Strategic plan | Does your club have an up-to-date strategic plan? | | | <input type="checkbox"/> | |
| 21. Online presence | Does your club's online presence accurately reflect its current activities? | | | <input type="checkbox"/> | |
| 22. Social activities | How many social activities will your club hold outside of regular meetings during the Rotary year? | | | <input type="checkbox"/> | |
| 23. Update website and social media | During the Rotary year, how many times per month will your club's website or social media accounts be updated? | | | <input type="checkbox"/> | |
| 24. Media stories about club projects | How many media stories will cover your club's projects during the Rotary year? | | | <input type="checkbox"/> | |
| 25. Use of official Rotary promotional materials | Did your club use Rotary International's advertising and public service materials, such as broadcast videos, print ads, and other official materials available in the Brand Center, to promote Rotary in your community during the Rotary year? | | | <input type="checkbox"/> | |

District 7090 Light House Citation 2021-22

To be Announced

| Goal Lighthouse Citation 2021-22 | Set as Goal | Accomplish | Action Plan Assignment |
|----------------------------------|-------------|------------|------------------------|
| 1. | | | |
| 2. | | | |
| 3. | | | |
| 4. | | | |
| 5. | | | |
| 6. | | | |
| 7. | | | |
| 8. | | | |
| 9. | | | |
| 10. | | | |