

# Tips for Having a Great Zoom Experience




Rotary







Always mute  
yourself unless  
you are speaking!



Rotary





# 2

Raise your hand if you have  
a question or comment\

Click on "Participants"





# 2

Raise your hand if you have  
a question or comment  
Click on "Raise Hand"

The screenshot shows a Zoom meeting interface. On the left is a grid of video thumbnails for participants. On the right is a list of participants with icons for mute, video, and hand-raising. At the bottom right, there are buttons for 'Unmute Me' and 'Raise Hand', with the latter being circled in red.

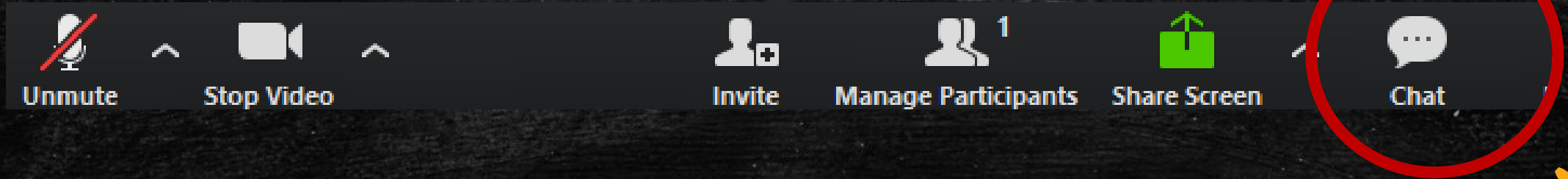
Participants (29)	
KC	Kevin Crosby (Me)
	Pene Hutton (Host)
F	frankadamson
AB	Anne Bermingham
	Bob Artis
C	cathy
DL	Darren Luong
DB	David Berry
D	Donna
GC	Gordon Crann
JA	Jack Amico
JD	Jackie Davis
JT	Jim Tyrpak
JA	john a. cooper

Unmute Me **Raise Hand**



# 3

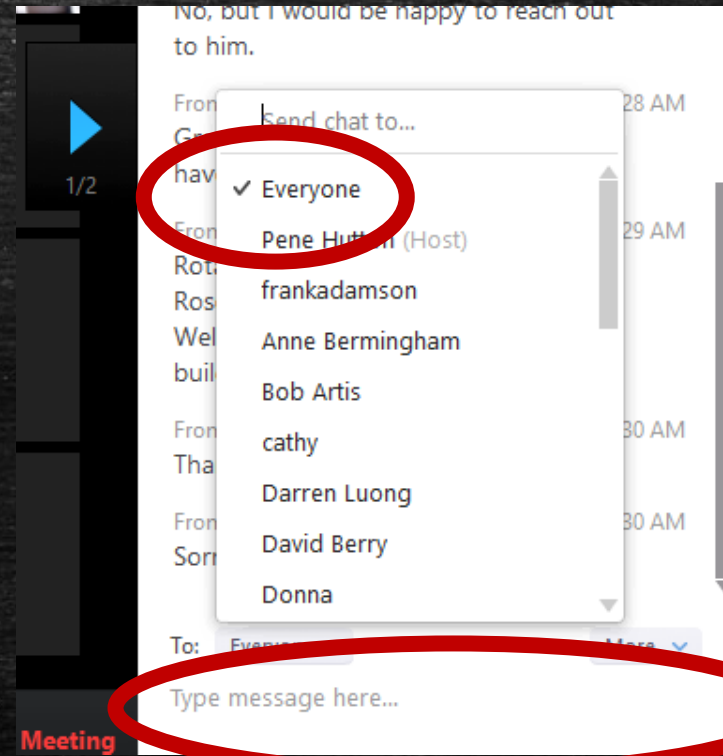
You can send a question/comment through "chat"





# 3

Select the recipient of your question/comment

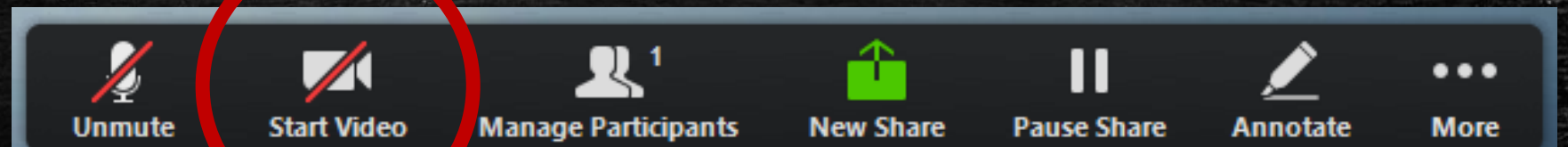


Hitting "Enter" will send your message



# 4

You can turn your camera on and off



Rotary





# 5

If using a webcam,  
have light source in  
front of you, *not*  
directly behind you.

