



Q How can we help you?

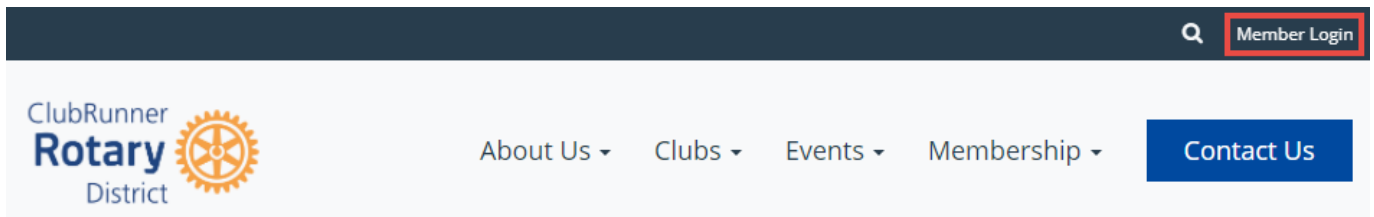
Start a conversation

[ClubRunner](#) / [District - Members' Guide](#) / [My ClubRunner](#)

How do I log in? (District)

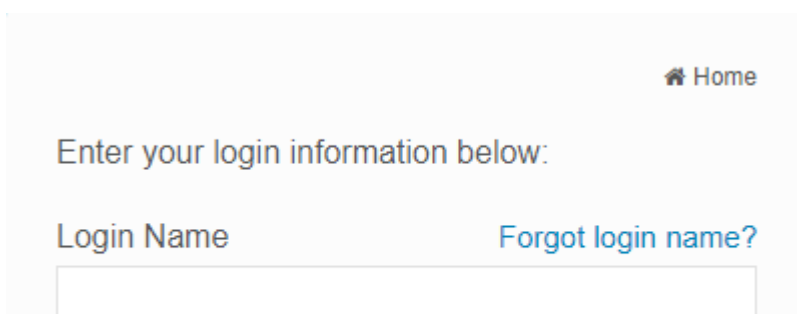
To access District Administration functions, you'll need to login on your District webpage.

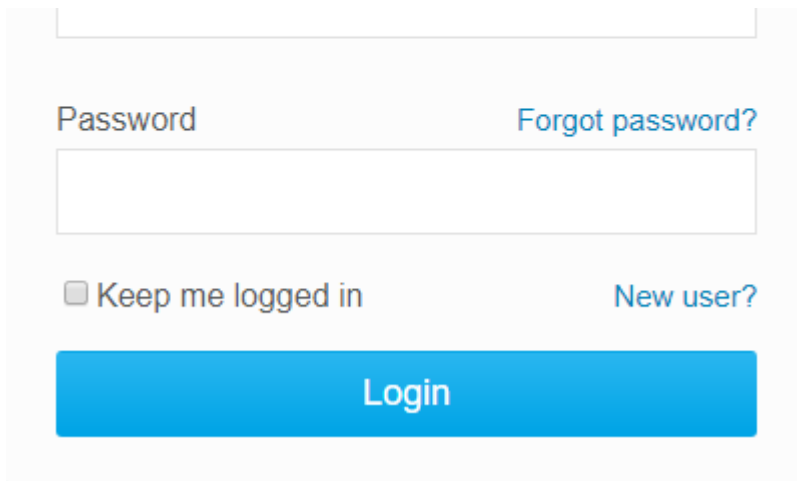
1. Go to the District webpage and click on the **Login** link at the top right of the page.



2. Next you will be taken to the Login screen. Here you can enter your **Login Name** and **Password**. If you are new or have forgotten your login or password, please read this article: [I Cannot Login to ClubRunner](#). If you need further assistance, your site administrator can provide you with this information. If you are the site administrator, your information was provided to you by ClubRunner.

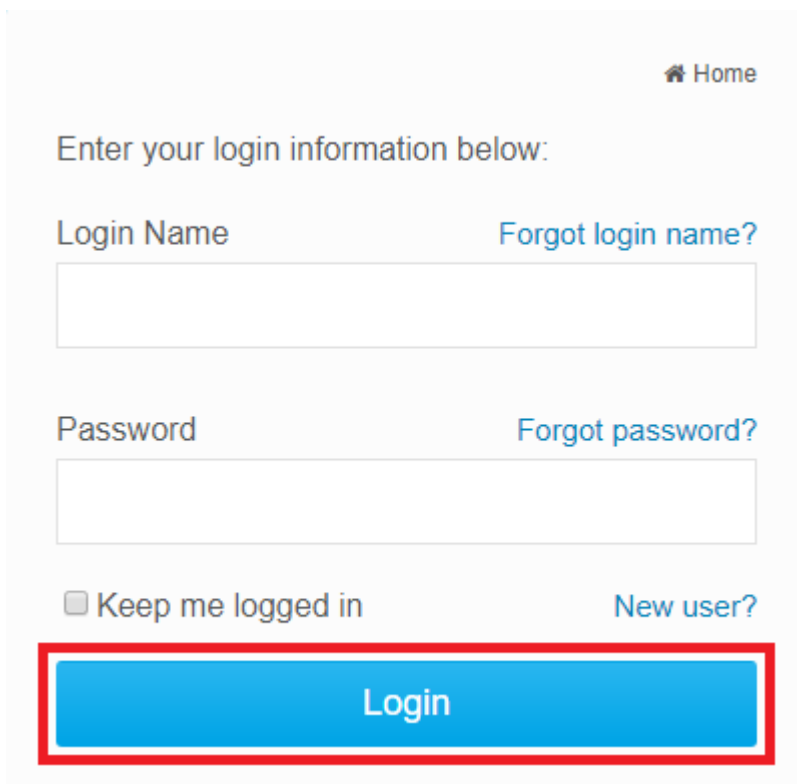
Note: For security reasons, your password is hidden when you enter it. Take extra care to enter it correctly.





A login form for the District. It features a text input field at the top. Below it, the label "Password" is on the left and the link "Forgot password?" is on the right. Underneath is another text input field. Below that, there is a checkbox labeled "Keep me logged in" and a link "New user?". At the bottom is a large blue button labeled "Login".

3. When you have entered your information, click the **Login** button. If it does not let you in then the user name or password is incorrect. Please read this article: [I Cannot Login to ClubRunner](#) which will provide you with your login name and reset your password.



A login form for the District, similar to the one above but with a "Home" link (house icon) in the top right corner. The form includes a "Login Name" label and a "Forgot login name?" link, followed by a text input field. Below that is a "Password" label and a "Forgot password?" link, followed by another text input field. At the bottom, there is a checkbox labeled "Keep me logged in" and a link "New user?". The large blue "Login" button is highlighted with a red rectangular border.

4. You have now been returned to the District's homepage. At the top right hand side of the screen, you will see a personal welcome message, a link to the **Member Area**, and an option to logout. To access ClubRunner and manage your information, click on **Member Area**.



A dark blue navigation bar at the bottom of the page. It contains a search icon, the text "Edward Chu", a link "Member Area" which is highlighted with a red rectangular border, and a link "Logout".

[About Us](#) ▾[Clubs](#) ▾[Events](#) ▾[Membership](#) ▾[Contact Us](#)

5. You are now on the **District Administration** page. This page allows you to access parts of ClubRunner which will help you with your Club Duties.



Krystel O.

Posted 9 years ago

Updated 10 months ago

[Tweet](#)[Share](#)

Related articles

[How do I log in to ClubRunner?](#)

[I cannot login to ClubRunner \(District\)](#)

[How do I access and change my profile information?](#)

[How do I edit my profile? \(District\)](#)

[Can I add non-members as friends of the club?](#)

[Change a member's District Access Rights](#)

[How to use the RI Integration Updates Archive \(District\)](#)

