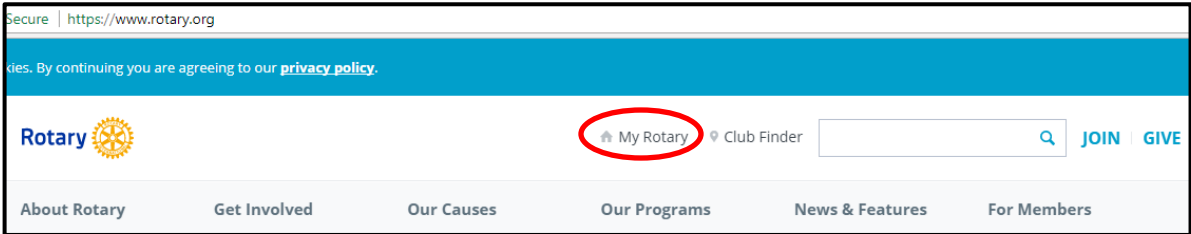
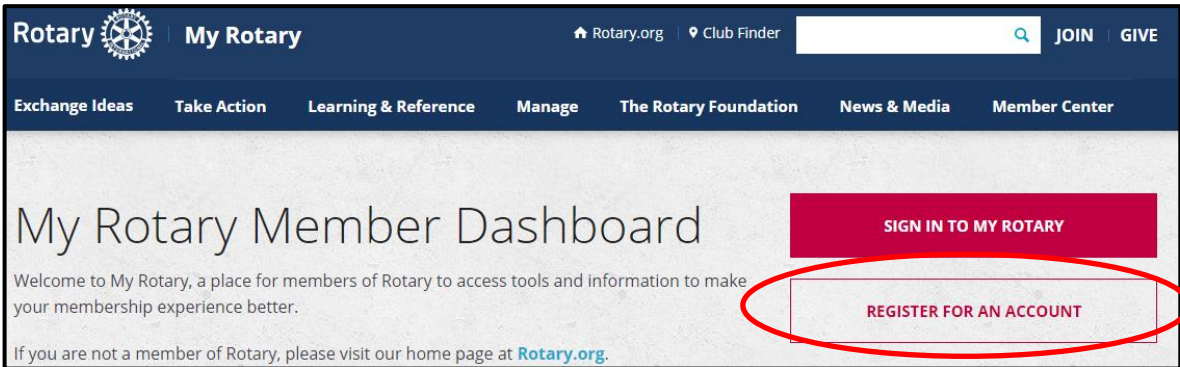
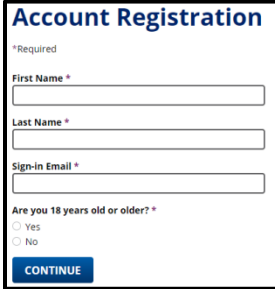


Members can view their individual giving detail and history reports at any time by logging on to the Rotary International Website.


Since that information is confidential, it is not available to any Club or District executive. Executives can see the total giving for a member including their Paul Harris Status, but cannot view the details of the individual transactions.

<p>Access Rotary.org / My Rotary</p>	<p>Enter www.rotary.org in your internet browser At the top you should see a link that says My Rotary.</p>  <p>Click that link. You should then see a page that says My Rotary Member Dashboard. To the right will be two large “buttons” – one says Sign In the other says Register for an Account.</p>
--------------------------------------	--

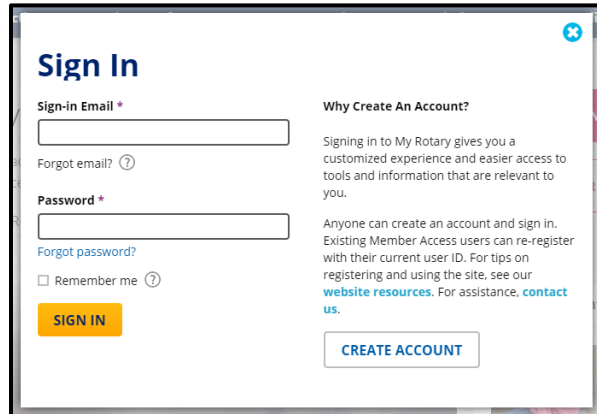
<p>Rotary.Org Registration</p>	<p>If you have <u>never logged on to Rotary.org / My Rotary</u> you will need to start by registering.</p>  <p>Select Register for an Account.</p>  <p>Enter the information requested. Your sign-in email should be the email that you use for Rotary communications. You should then be led through to set up a password, etc. Once registered, then you can login (next page)</p>
--------------------------------	---

Log In to Rotary.org / My Rotary

If you have already registered at Rotary.org / My Rotary, Sign In.



Select Sign In To My Account.



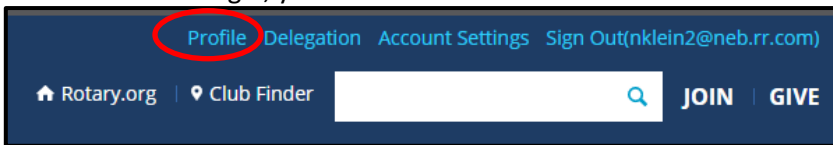
Your sign-in email is likely the email that you use for Rotary communications.

There are Forgot Email and Forgot Password links if you have any trouble.

Only Rotary International can help with your logon credentials as that information is not available to Club or District Executives.

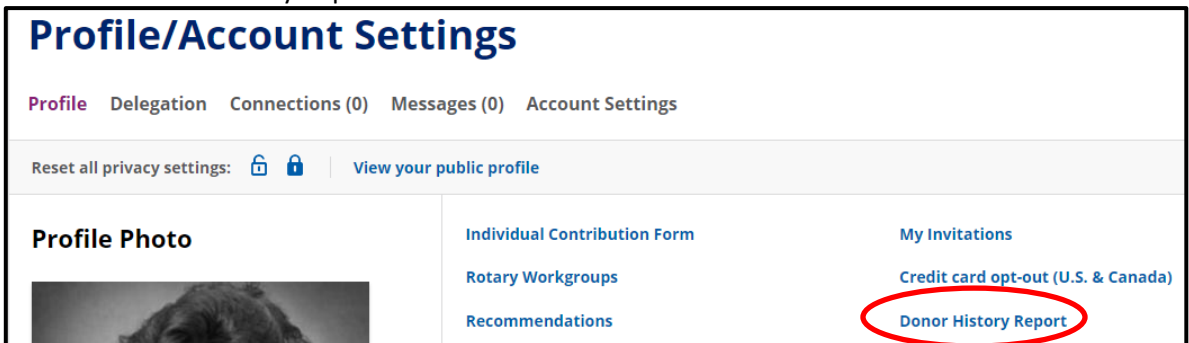
Access your Rotary Donor Report

After Successful Login, you will have access to these links:



For your Donor History, click Profile. (If you have set up any of your profile information, you may see a photo, etc.)

Select the Donor History Report.



There will be another page (a report generator page) where you will click for your Donor Report.

On the report, see the bottom for the two pages – overview or detail – click to view each.

