

Creative Embroidery

Orders must be either emailed to
nick@creative-embroidery.com

Or Faxed to
604 244 1610

No phone orders. Orders must appear on this form. Thank you.



NAME	
Address	
City	
Province	
Postal Code	
Phone number	
Email	
CREDIT CARD #	
EXPIRY DATE	

Item	COST each	Quantity SMALL	Quantity MEDIUM	Quantity LARGE	Quantity XL	Quantity XXL	Quantity XXXL
Mens Vest	\$60.00						
Womens Vest	\$60.00						
Mens Polo	\$55.00						
Womens Polo	\$55.00						
Mens Jacket	\$75.00						
Womens Jacket	\$75.00						
Mens tee shirt	\$20.00						
Womens tee shirt	\$20.00						
Hoodie (Black)	\$50.00						
		Quantity					
Mens Cap	\$25.00						
Womens Cap	\$25.00						
Toque (Black)	\$25.00						

12% taxes and shipping charges will be applied to every order. All items mail from Creative Embroidery in Richmond BC.



CE701 Mens
CE701W Womens
Cruise Two-Layer
Fleece Bonded Soft
Shell Vest



DG150 Mens
DG150W Womens
Devon & Jones Men's
DRYTEC20™
Performance Polo



88184 Mens
78184 Womens
Cruise Two-Layer
Fleece Bonded
Soft Shell Jacket



0D740M
Nano Contour
Womens Cap



6F630M
Deluxe Chino Twill
Mens Cap

**IMAGINE
ROTARY
CANADA
TOUR**

JUNE 17-JULY 11 | 2022

JUNE 17-22 🍁 THE NORTH
JUNE 26-28 🍁 WINDSOR
JUNE 29-JULY 1 🍁 OTTAWA
JULY 2-3 🍁 ST JOHN'S
4 JUILLET 🍁 VILLE DE QUÉBEC
JULY 5 🍁 TORONTO
JULY 6 🍁 WINNIPEG
JULY 7-8 🍁 CALGARY
JULY 9 🍁 EDMONTON
JULY 10 🍁 VANCOUVER
JULY 11 🍁 VICTORIA

Rotary  |  **IMAGINE
ROTARY**

Creative Embroidery
145-4471 Number 6 Road
Richmond BC V6V 1P8
Ph 604 244 1611
Fax 604 244 1610
nick@creative-embroidery.com



Finding your perfect garment size is easy

How to Measure

CHEST: Measure just under the arms, across fullest part of chest, around shoulder blades holding tape firm and level.

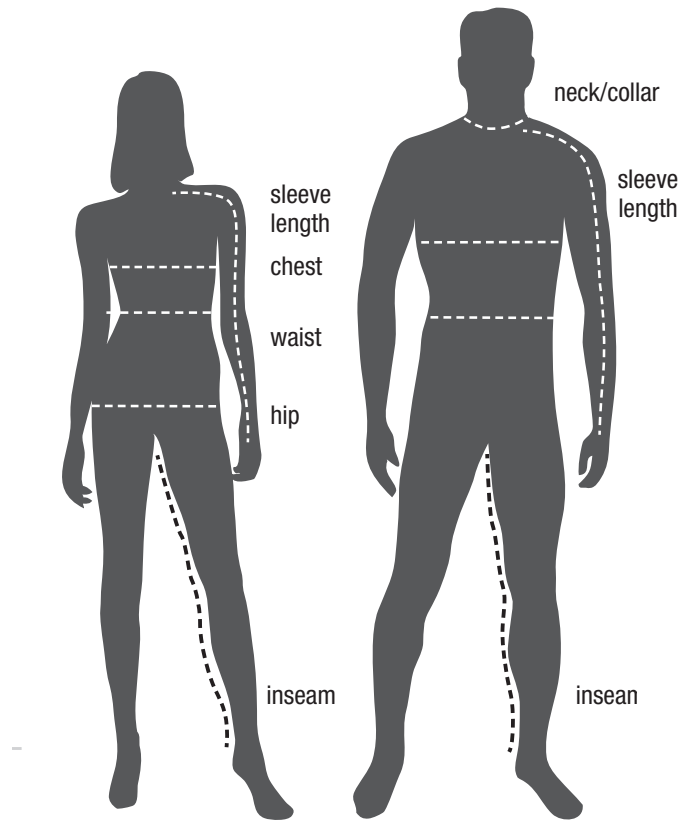
WAIST: Measure your natural waistline, keeping one finger between the tape and the waist.

HIP: Stand and measure around the fullest point of hips.

SLEEVE LENGTH: With arm relaxed at side and slightly bent, measure from centre back neck, over the shoulder, down to the outer wrist.

INSEAM: Stand and measure from centre crotch to bottom of ankle bone. (Please refer to specific style for garment inseam length.)

UNISEX: Men's medium is similar to ladies' large. Sleeve length will be about 1-1½" longer. Body of garment is not form fitting. Unisex medium is equivalent to men's medium through chest and sleeve length.



MEN'S GARMENT SIZE	XS	S	M	L	XL	XXL	3X	4X	5X	6X
Neck/Collar Size	13.5" - 14"	14.5" - 15"	15.5" - 16"	16.5" - 17"	17.5" - 18"	18.5" - 19"	19.5" - 20"	20.5" - 21"	21.5" - 22"	
Chest	32" - 35"	35" - 39"	39" - 42"	42" - 46"	46" - 49"	49" - 52"	52" - 56"	56" - 60"	60" - 64"	64" - 68"
Waist	26" - 30"	30" - 32"	32" - 35"	35" - 38"	38" - 41"	41" - 44"	44" - 47"	47" - 50"	50" - 53"	
Sleeve Length (Regular)	32.5" - 33"	33" - 33.5"	34" - 34.5"	35" - 35.5"	36" - 36.5"	37" - 37.5"	38" - 38.5"	38.5" - 39"	39" - 39.5"	39.5" - 40"
Sleeve Length (Tall)				37" - 37.5"	38" - 38.5"	39" - 39.5"	40" - 40.5"	40.5" - 41"	41" - 41.5"	41.5" - 42"
LADIES' GARMENT SIZE	XS	S	M	L	XL	XXL	3X			
Equivalent Ladies' Sizes	2-4	6-8	10-12	14-16	18	20	22			
Chest	31" - 33"	33" - 36"	36" - 38"	38" - 42"	42" - 45"	45" - 49"	50" - 53"			
Waist	23" - 25"	25" - 28"	28" - 30"	30" - 32"	32" - 35"	35" - 38"	38" - 41"			
Hip	33" - 35"	35" - 38"	38" - 40"	40" - 42"	42" - 45"	45" - 48"	48" - 51"			
Sleeve Length	30" - 30.5"	30.5" - 31"	31.5" - 32"	32.5" - 33"	33.5" - 34"	34.5" - 35"	35" - 35.5"			