









How to find and download your Club's Photos from Dropbox

- Go to Dropbox [at this link](#)
- Select the Directory you wish to download


D9685 Photos

Name	Size	Modified
 2015 09 24 HillsKellyville	--	--
 2015 09 25 HillsKellyville	--	--
 2015 09 26 HillsKellyville	--	--
 2015 09 27 LaneCove Bushcare	--	--
 2015 09 28 DG@Richmond	--	--
 2015 09 29 DG@Belrose	--	--
 2015 09 30 DG@ UpperNorthernBeaches	--	--
 2015 10 01 Manly PofW	--	--

- This will bring up the photos, like this:

[Download](#)

2015 09 28 DG@Richmond



Capture Profiles

- Image
- Video
- Send to Word
- Send to Clipboard

Manage Profiles

- To download all the photos, click on the 'Download' button in the top right corner, then Download as Zip (or if you have a Dropbox, 'Save to my Dropbox')
- Or you may just select an individual photo, select 'Download', and it will be saved to your download folder; Repeat for additional photos required.