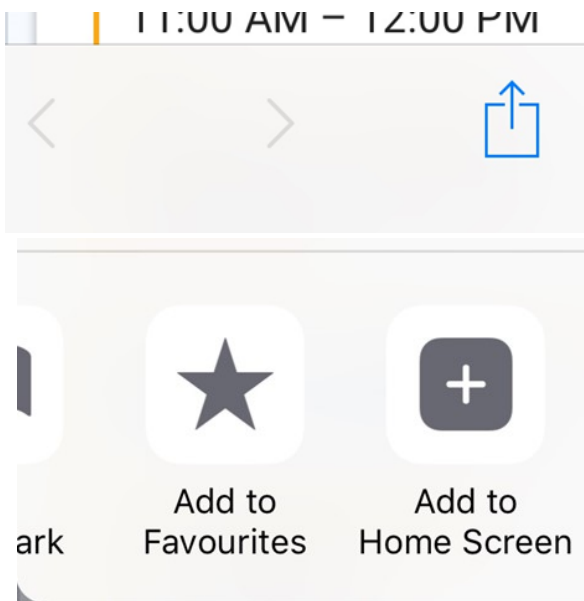


ADDING SHORTCUT TO WEBSITE ON SMARTPHONE HOME SCREEN

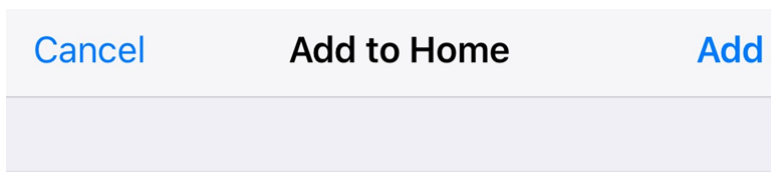
IPHONE

1 Open the website in your favourite browser.



At the bottom of the screen click

Then Add to Home Screen



The Add to Home

(rename Home Page District 9800 to




Home Page | District 9800 ✕ D9800

<https://portal.clubrunner.ca...>

An icon will be added to your home screen so you can quickly access this website.

This is how it will look

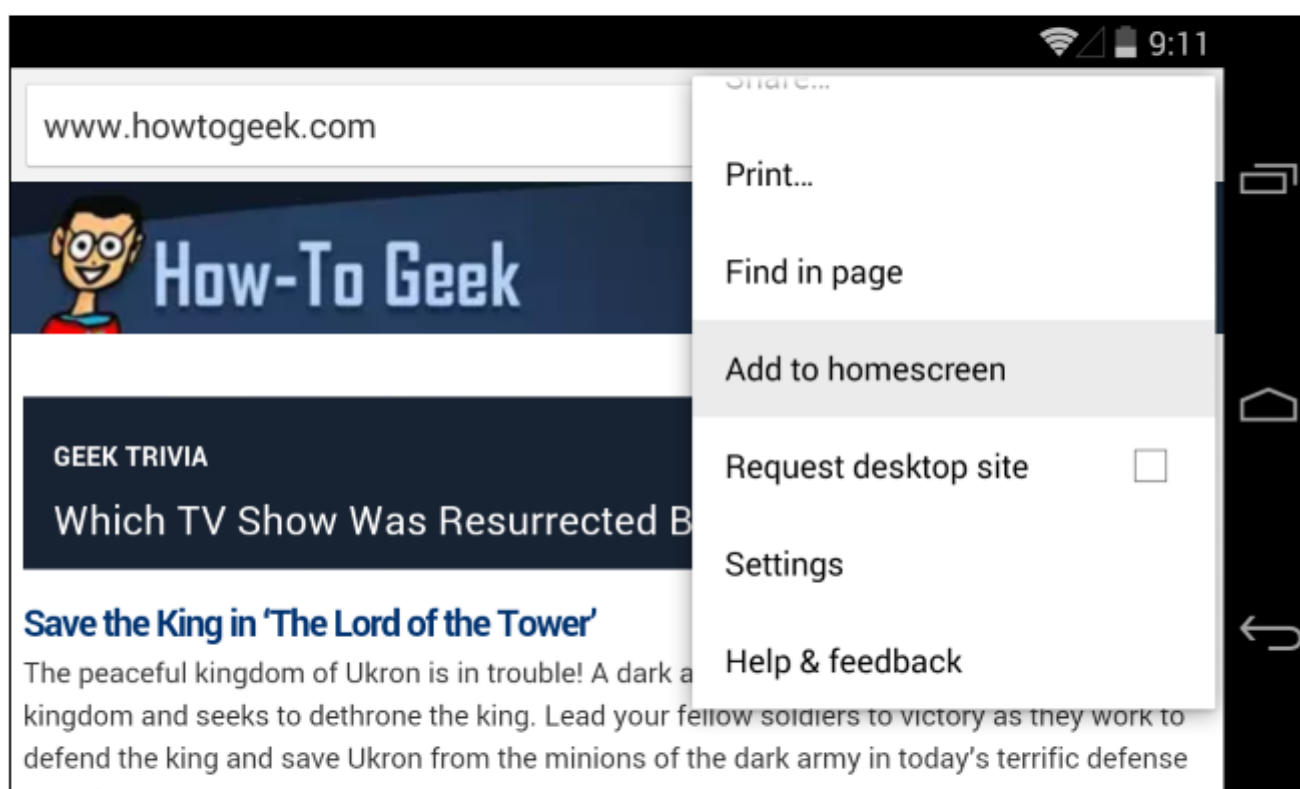


ADDING SHORTCUT TO WEBSITE ON SMARTPHONE HOME SCREEN

ANDROID

Android

Launch Chrome for Android and open the website or web page you want to pin to your home screen. Tap the menu button and tap Add to homescreen. You'll be able to enter a name for the shortcut and then Chrome will add it to your home screen.



The icon will appear on your home screen like any other app shortcut or widget, so you can drag it around and put it wherever you like. Chrome for Android loads the website as a “web app” when you tap the icon, so it will get its own entry in [the app switcher](#) and won't have any browser interface getting in the way.