

ACCESSING THE LEARNING CENTER ON YOUR SMARTPHONE

If you've never been to the Learning Center before, you need to access it for the first time on a desktop or laptop computer and accept the privacy policy. Then you can download the Go.Learn app to use the Learning Center on your smartphone.

SYSTEM REQUIREMENTS

The Learning Center mobile app, Go.Learn, works best with iOS 13 or higher or Android 9 or higher. Learn what version you have.

For iOS (iPhone):

1. Open the **Settings** app.
2. Tap **General**.
3. Tap **About**.
4. Check **iOS Version**.

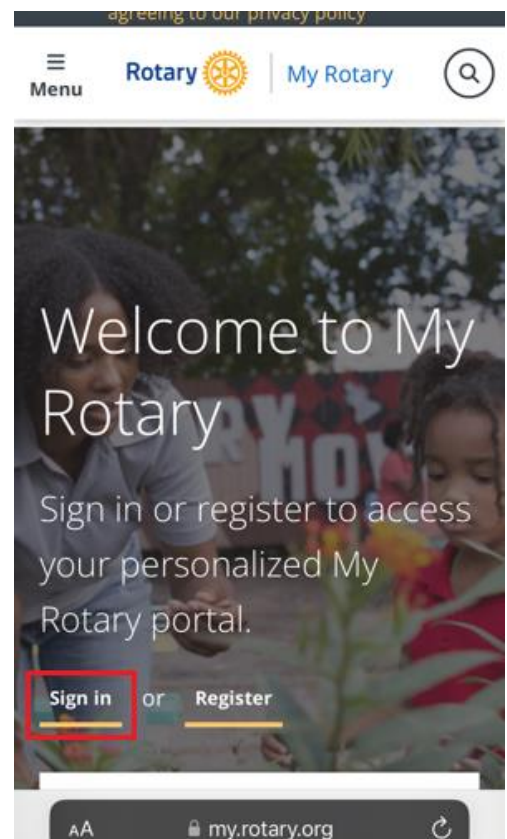
For Android:

1. Open the **Settings** app.
2. Tap **About phone**.
3. For some phones, you'll need to tap **Software information**.
4. Check **Android version**.

1

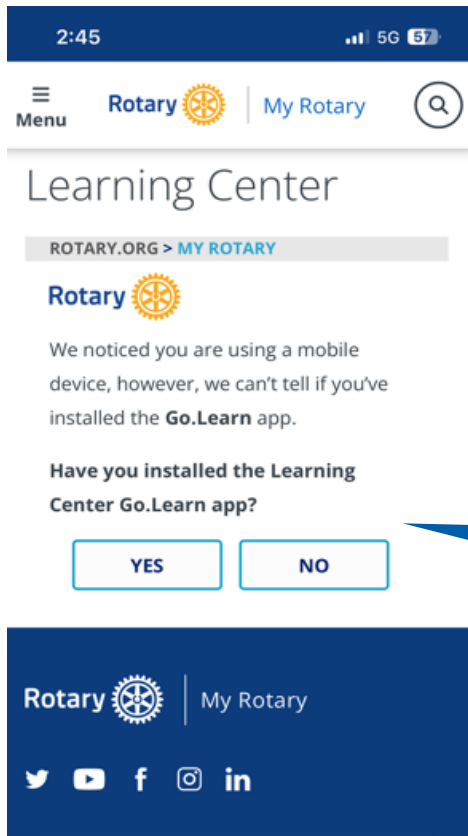
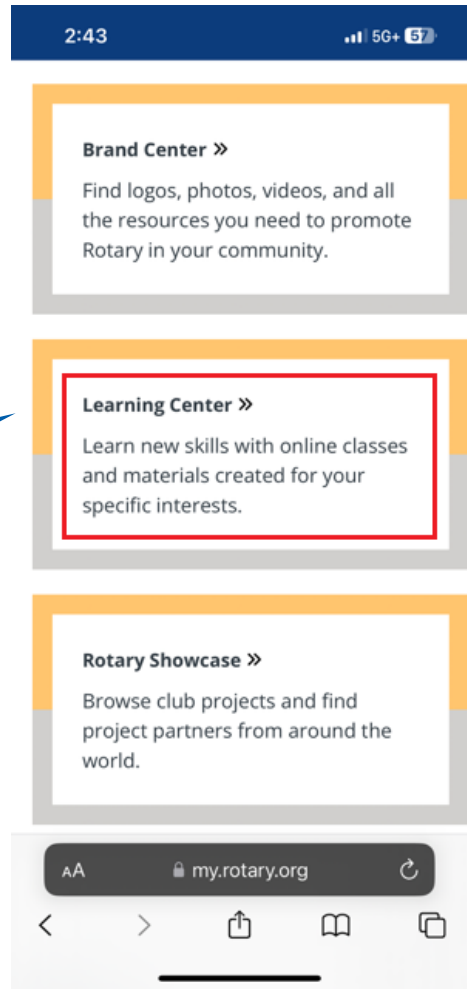
On your smartphone, open a browser and go to **my.rotary.org**.

Tap **Sign in**.



2

After you sign in, scroll down and select the **Learning Center** button.



3

If you already have the Go.Learn app, tap **YES**.

If you don't, tap **NO**.



4

If you tapped **NO**, use the app store button for your device and download the **Go.Learn** app.
Do NOT open the app right away.


My Rotary

YES NO

Please read and follow **ALL** of the steps below to access the Learning Center with the **Go.Learn** app.

1. Download the Go.Learn App for iOS or Android.
 
2. Immediately return to this screen after installing the app. **Do not open the Go.Learn app** from the App Store or Google Play.
3. Once you've returned to this screen, continue to the Learning Center >

When the app has finished downloading, return to this screen in your browser.
Tap the **YES** button above or the **Learning Center** link.



Share

Capture, upload and share content with other learners and across teams.

5

When the app opens, you'll see this screen.

Choose **SKIP** to go to the Learning Center homepage or **NEXT** to learn more.

SKIP



NEXT

If you get stuck on this screen when you open the app, please close the app, return to your browser, and try again.

6

You can now explore and use the Learning Center on your phone.



How to close Go.Learn

iOS

For iPhone X and newer:

1. Swipe up to see the multitasking view.
2. Swipe up on the app to close.

For iPhone 9 or older:

1. Double-click the home button.
2. Slide apps to find the one to quit.
3. Swipe up on the app to close.

Android

1. Open settings and choose **Apps**.
2. In the list of apps, scroll down to find **Go.Learn**. Tap it.
3. Use the **Force stop** button.
Confirm your choice when prompted.

Note that the Go.Learn app has some limitations, including in some of the interactive learning options. You'll need to use a computer to download certificates or view additional resources.

Links to the Learning Center may not work on smartphones. To find specific courses and materials, use the search in your mobile view.

The next time you sign in to your My Rotary account on your phone and select the Learning Center, tap **YES** for this question.

