


## STEPS TO DOWNLOAD AND READ THE DISTRICT 9520 DIRECTORY ON YOUR IPHONE

1. Make sure you have the Adobe Acrobat Reader on your iPhone.
  - a. To install Adobe, go to the App Store.

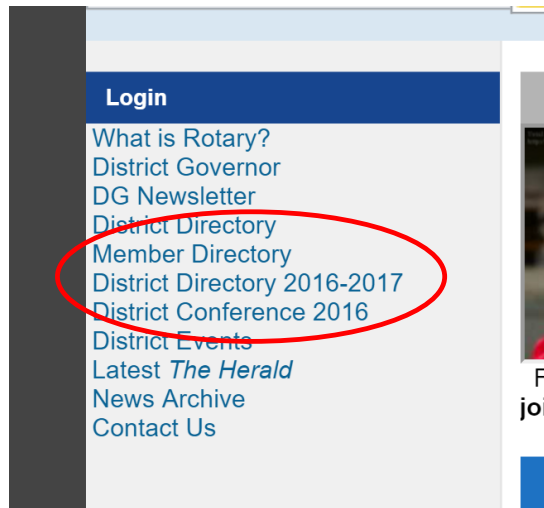


- b. Search for Adobe.
- c. Then click on Install.

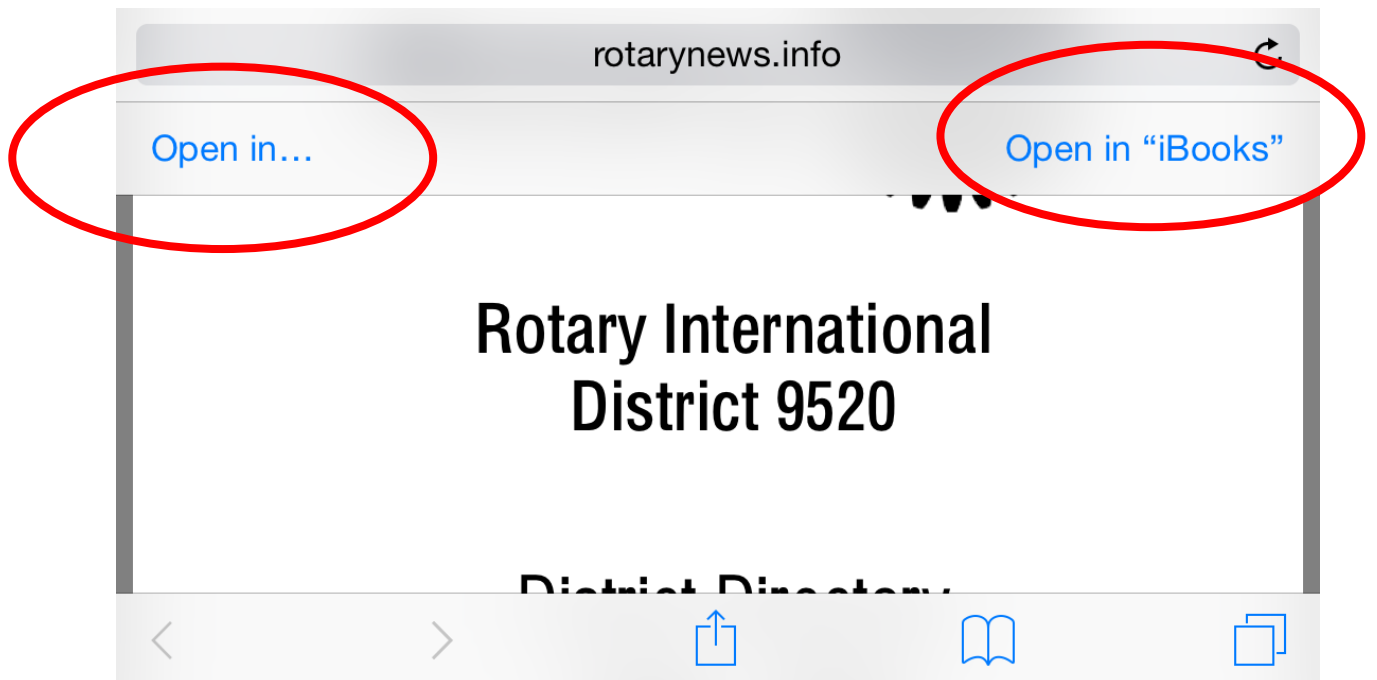


2. Go to the District Web Site at <http://www.rotarynews.info/d9520>

3. Click on the District Directory 2016-2017 line on the left side menu.  
*Don't forget the Member Directory will require you to enter a password.*




4. The District Directory will open in the browser window with two icons at the top of the screen. (If the icons do not appear, then just lightly touch the screen and they will reappear. They don't display on the screen for very long.)

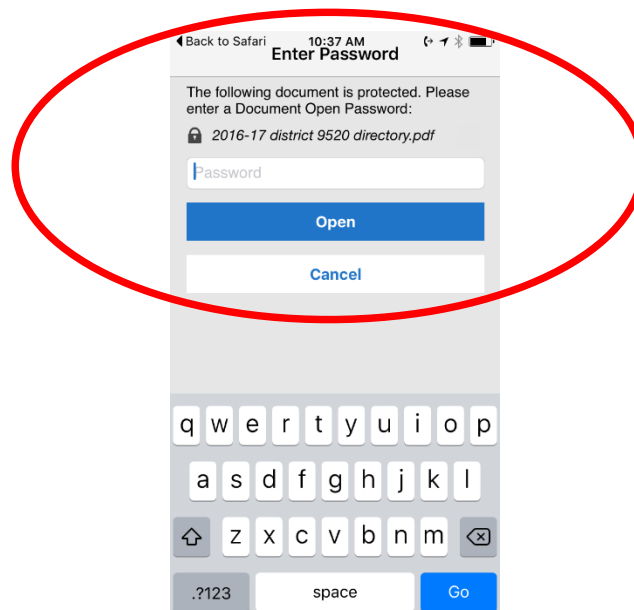


5. Click on "Open in..." on the top left of the screen (as shown in the image above). You will get a number of options. Scroll across and click on "Copy to Adobe Acrobat".

## STEPS TO DOWNLOAD AND READ THE DISTRICT 9520 DIRECTORY ON YOUR IPHONE



6. You will be requested to enter the password. Type in the password and click “open”.



7. The Directory will then be opened to read and search. It will be saved permanently on your phone and can be opened any time by using the Adobe app.
8. The Adobe App provides quite a bit of functionality to you including search, page through, bookmarking and print. Search will be the most useful. Like any search function, just type in a name or keyword you are looking for and the search will return the results for you to select from.

STEPS TO DOWNLOAD AND READ THE DISTRICT 9520 DIRECTORY ON YOUR IPHONE

