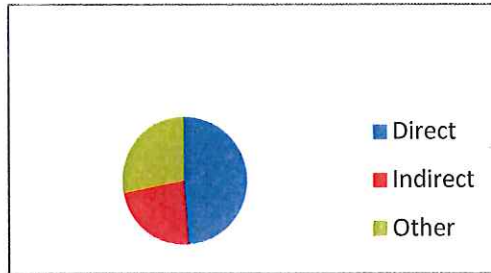
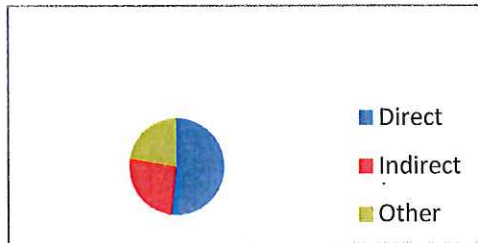


Data Collection of Direct/Indirect/Other

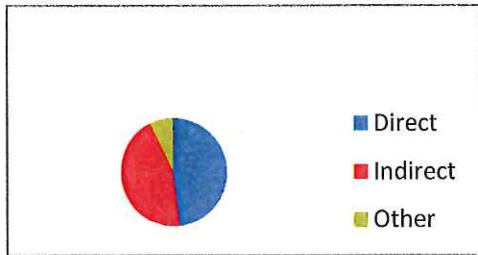
Direct	435	48.88%
Indirect	205	23.03%
Other	250	28.09%
Total	890	



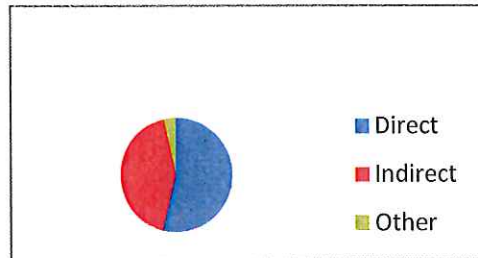
Direct	460	51.69%
Indirect	231	25.96%
Other	199	22.36%
Total	890	



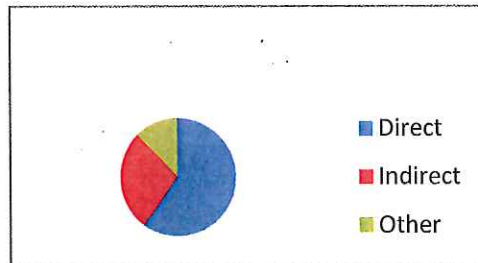
Direct	440	48.09%
Indirect	408	44.59%
Other	67	7.32%
Total	915	



Direct	473	53.15%
Indirect	375	42.13%
Other	32	3.60%
Total	890	



Direct	544	59.78%
Indirect	254	27.91%
Other	112	12.31%
Total	910	



Direct	470	52.81%
Indirect	189	21.24%
Other	247	27.75%
Total	890	

