

THE ROTARY FOUNDATION (CANADA)
ANNUAL FINANCIAL REPORT FOR FISCAL YEAR 2020-21
In Canadian Dollars

THE ROTARY FOUNDATION (CANADA)
STATEMENT OF ACTIVITIES

Fiscal years ended 30 June 2020 and 2021

REVENUES	2021	2020
Contributions	\$11,589,455	\$10,476,003
Net investment return	9,167,796	1,120,175
TOTAL REVENUES	\$20,757,251	\$11,596,178

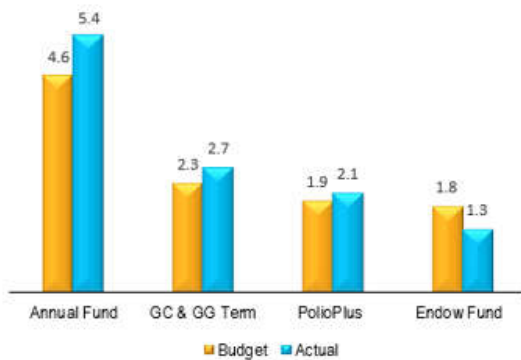
EXPENSES	2021	2020
Program awards	\$12,264,612	\$8,358,718
Program operations	389,790	638,700
Fund development	311,201	438,700
General administration	347,806	404,313
TOTAL EXPENSES	\$13,313,409	\$9,840,431

Foreign Currency Exchange Gain/(Loss)	(\$2,519,187)	\$863,355
Reserve for uncollectible Pledges	(\$15,077)	\$23,790

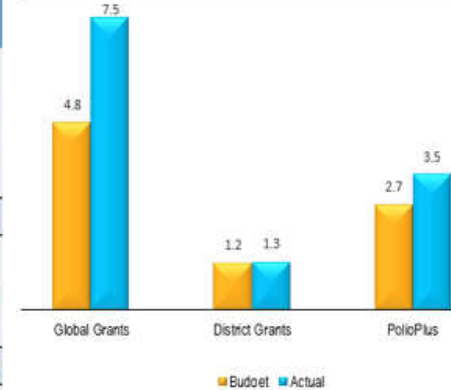
CHANGE IN NET ASSETS	\$4,909,578	\$2,642,892
NET ASSETS - BEGINNING OF YEAR	\$42,942,265	\$40,299,373
NET ASSETS - END OF YEAR	\$47,851,843	\$42,942,265

The Rotary Foundation Canada – June 2021 Dashboard (Canadian Dollars In Millions)

Contributions



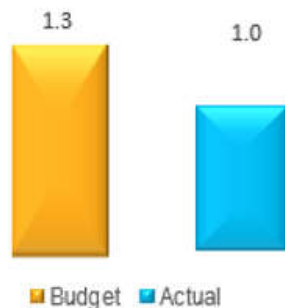
Program Awards



In Canadian Dollars

	Budget	Actual	Fav/ (Unfav)
Revenues			
Contributions	\$ 10.7	\$ 11.6	\$ 0.9
NIR	\$ 1.7	\$ 9.2	\$ 7.5
Other Income	\$ -	\$ 0.0	\$ 0.0
Total Revenues	\$ 12.4	\$ 20.8	\$ 8.4
Expenses			
Program Awards	\$ 8.8	\$ 12.3	\$ (3.5)
Operating Expenses	\$ 1.3	\$ 1.0	\$ 0.3
Total Expenses	\$ 10.1	\$ 13.3	\$ (3.2)
Net	\$ 2.3	\$ 7.4	\$ 5.2

Operating Expenses



Key Highlights

Revenues

- **Contributions** were favorable to budget by \$0.9M, primarily due to Annual Fund \$0.8M, Grant Cash and Term Gift \$0.4M Polio Plus Grant \$0.2M and were partially offset by Endowment Fund (\$0.5M).
- **Net investment return** was \$9.2M, which is \$7.5M higher than budget.

Expenses

- **Program awards** were over budget by \$3.5M due to Global Grants over budget by \$2.7 M, and PolioPlus program over budget by \$0.8M.
- **Operating expenses** were favorable to budget by \$0.3M.

*Charts are automatically generated from a linked database; values in dollars are individually rounded to millions and this may result in rounding differences on totals of +/- \$1.0M.

Actual To Budget Variance for Fiscal Year 2021

(in Canadian Dollars)

	FY21 Budget	FY21 Actuals	Fav/(Unfav) FY21 Actuals vs	
Revenues				
Contributions	10,700,000	11,589,455 ¹	8%	889,455
Net investment return	1,665,000	9,167,796 ²	451%	7,502,796
Total Revenues	12,365,000	20,757,251	68%	8,392,251
Expenses				
Program awards				
Global grants	4,825,000	7,507,257	(56%)	(2,682,257)
Partnership grants	2,000	1,757	12%	243
District grants	1,225,000	1,253,578	(2%)	(28,578)
PolioPlus program	2,714,713	3,502,020	(29%)	(787,307)
Total program awards	8,766,713	12,264,612 ³	(40%)	(3,497,899)
Program operations				
Rotary grants	547,900	372,890	32%	175,010
PolioPlus program	14,200	16,900	(19%)	(2,700)
Total program operations	562,100	389,790 ⁴	31%	172,310
Total program expenses	9,328,813	12,654,402	(36%)	(3,325,589)
Operating Expenses				
Fund development				
Direct	40,000	40,000	0%	-
Allocated	331,700	271,201	18%	60,499
General administration				
Direct	159,500	147,406	8%	12,094
Allocated	247,100	200,400	19%	46,700
Total Operating Expenses	778,300	659,007 ⁴	15%	119,293
Total Expenses	10,107,113	13,313,409	(32%)	(3,206,296)
Foreign currency exchange (gains) / loss	-	(2,519,187)	100%	(2,519,187)
Discount Recognition on Pledges	-	(15,077)	100%	(15,077)
Change in net assets	2,257,887	4,909,578	117%	2,651,691

¹ Contributions were favorable to budget by \$0.9M, primarily due to Annual Fund \$0.8M, Grant Cash and Term Gift \$0.4M, Polio Plus Grant \$0.2M and were partially offset by Endowment Fund (\$0.5M).

² Net investment return was C\$7.5 M higher than budget at C\$9.2M primarily due to positive returns for the Endowment and Mawer Funds.

³ Program awards were over budget by \$3.5M due to Global Grants over budget by \$2.7M, and PolioPlus program over budget by \$0.8M.

⁴ Operating expenses were favorable to budget by \$0.3M.

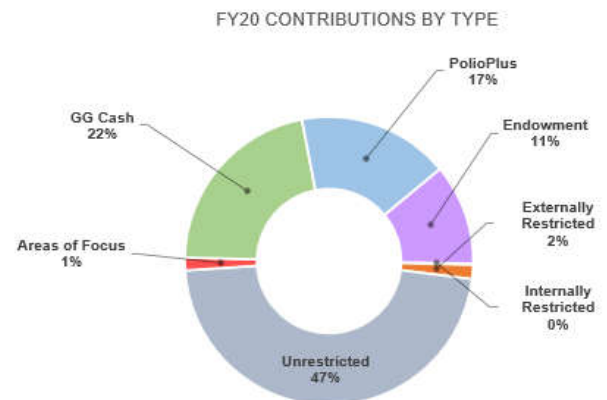
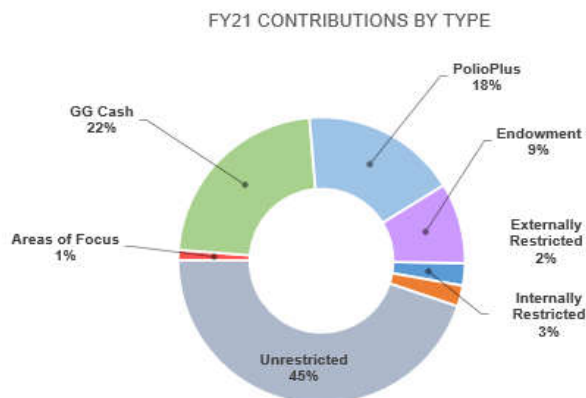


REVENUES

CONTRIBUTIONS

TRF(C) is a Canadian registered charity supported solely by voluntary contributions from Rotarians and friends of The Rotary Foundation who share its vision of a better world.

Contribution revenue in fiscal year 2020-21 was \$11,589,455 (\$10,476,003 for FY20). During the year, TRF(C) received two new unconditional multi-year pledges totaling \$471,622 (nine unconditional pledges totaling \$731,522 in FY20).



NET INVESTMENT RETURN

In fiscal year 2020-21, net investment returns from TRF(C)'s Canadian investment portfolio and endowment investment portfolio held with The Rotary Foundation were \$9,167,796 (\$1,120,175 in FY20). The rate of return was 14.01% for the Canadian investment portfolio, and 30.5% for the endowment investment portfolio.

The endowment investment portfolio held with The Rotary Foundation is denominated in US dollars and is subject to unrealized foreign exchange adjustments at year-end. The endowment investment balance at year-end was \$26,730,650 (\$22,311,899 in FY20). The Mawer investment portfolio is denominated in Canadian dollars and the balance is \$21,449,780 (\$21,295,941 in FY20).



TRF (CANADA) ENDOWMENT FUND REPORT 2020-21

(in CAD)

CANADIAN ENDOWMENTS

As of 30 June 2021, there were 120 endowed funds within the Endowment Fund of TRF(C) with a market value of \$26,730,650. In FY2020-21, seven (7) new named endowments were established and total endowment fund contributions from Canadian Rotarians were \$1,255,306. Net investment return was \$6,486,345 in FY2020-21. Rate of return for the FY2020-21 was 30.5%.

INVESTMENT POLICY

The Rotary Foundation (Canada) Board adopted The Rotary Foundation of Rotary International's investment policy and invested its endowment fund contributions together with The Rotary Foundation of Rotary International to maximize earning potential. The Funds are invested in accordance with the investment policy approved by The Rotary Foundation of Rotary International's Trustees and monitored by its Investment Advisory Committee.

SPENDABLE EARNINGS

The Rotary Foundation (Canada)'s Board adopted The Rotary Foundation of Rotary International's spendable earnings policy which includes distributing a portion of investment earnings on endowment funds towards program awards and expenses.

In FY2020-21, spendable earnings totaled \$973,016 of which \$796,165 will be spent towards programs based on donor's designations and \$176,851 towards fund development and general administration.

EXPENSES

Total expense in the fiscal year 2020-21 was \$13,313,409 (\$9,840,431 in FY20). From that amount, \$12,654,402 (\$8,997,418 in FY20) was spent on programs, \$311,201 (\$438,700 in FY20) was spent on fund development, and \$347,806 (\$404,313 in FY20) for general administration expenses.

PROGRAMS

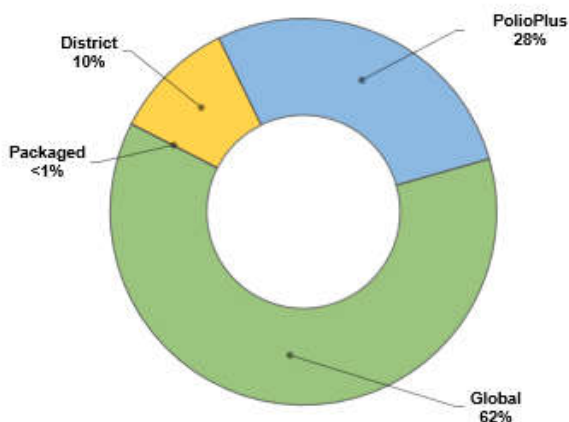
The Rotary Foundation (Canada) supports a variety of local and international charitable and social welfare programs and activities that advance world understanding, goodwill, and peace through the improvement of health, the support of education, and the alleviation of poverty.

TRF(C) programs consist of the following:

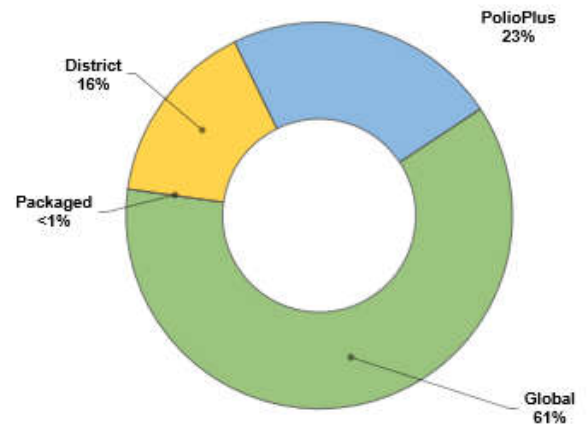
- PolioPlus program provides funding, mobilizes Rotary volunteer support, and promotes polio eradication around the world;
- Global humanitarian projects and packaged projects are strategically focused, high-impact international activities with sustainable and measurable outcomes in the areas of: peace and conflict prevention & resolution, disease prevention and treatment, water and sanitation, maternal and child health, basic education and literacy, economic and community development and environment;
- District-level projects that enable Rotary clubs and districts to address immediate needs within their local communities and abroad.

In fiscal year 2020-21, The Rotary Foundation (Canada) Programs Committee approved funding from Global Affairs Canada to be utilized towards Global grants supporting the "Partnership for Community Development" initiative. During the year, a total of \$1,354,283 (\$1,375,161 in FY20) from Global Affairs Canada was approved to be utilized towards Global grant projects.

FY21 PROGRAM AWARDS & OPERATIONS



FY20 PROGRAM AWARDS & OPERATIONS



**THE ROTARY FOUNDATION (CANADA)
PROGRAM EXPENDITURE REPORT
for the fiscal year ended June 30, 2020**
(in Canadian dollars)

The Rotary Foundation (Canada) incurred the following program award expenditures in fiscal year 2020-21

Program award expenditures consist of Canadian-supported projects with funding through any of the following: District Designated Funds (DDF), World Fund (WF), funds restricted towards polio eradication, grant cash and contributions to areas of focus (AoF).

In fiscal year 2020-21 The Rotary Foundation (Canada) Programs Committee approved funding from Global Affairs Canada to be utilized towards Global grants supporting the "Partnership for Community Development" initiative.

SUMMARY OF PROGRAM EXPENDITURES

	<u>Award Amounts</u>	<u>Total Expenses</u>	
Program awards			
PolioPlus programs			
PolioPlus partners	84,400		
PolioPlus grants	3,417,620		
Total PolioPlus programs		<u>3,502,020</u>	Exhibit A
Rotary grants			
Global grants	7,507,257		
Packaged grants	1,757		
District grants	1,253,579		
Total Rotary grants		<u>8,762,593</u>	Exhibit B
Total program awards		C\$ 12,264,613	
Program operations expenses		<u>389,789</u>	
Total program expenses		<u>C\$ 12,654,402</u>	

THE ROTARY FOUNDATION (CANADA)
PROGRAM EXPENDITURE DETAIL (Exhibit A)
for the fiscal year ended June 30, 2021
(in Canadian dollars)

Project	Unrestricted General		Temporarily Restricted	Total Amounts
	World Fund	DDF		
POLIOPLUS PROGRAMS				
PolioPlus partners				
FX1500000	-	-	115	115
P319PAK002	-	-	(2,872)	(2,872)
P321AFG001	-	-	9,059	9,059
P321BEN001	-	-	898	898
P321CMR001	-	-	1,090	1,090
P321COD001	-	-	6,607	6,607
P321COD002	-	-	984	984
P321COD003	-	-	4,666	4,666
P321GHA001	-	-	1,152	1,152
P321MLI001	-	-	1,005	1,005
P321MLI002	-	-	9,404	9,404
P321MMR001	-	-	1,270	1,270
P321MYS001	-	-	1,419	1,419
P321NGA001	-	-	13,763	13,763
P321PAK001	-	-	12,734	12,734
P321PAK002	-	-	2,110	2,110
P321PAK003	-	-	13,124	13,124
P321PAK004	-	-	7,871	7,871
	-	-	-	-
	C\$ 0	C\$ 0	C\$ 84,400	C\$ 84,400
PolioPlus grants				
PP21000000	-	-	515,634	515,634
PP21000001	-	-	6,913	6,913
PP21000002	-	-	66,928	66,928
PP21000003	-	-	69,944	69,944
PP21004511	-	-	101,010	101,010
PP21006801	-	-	133,264	133,264
PP21007001	-	-	451,250	451,250
PP21010551	-	-	565,145	565,145
PP21010801	-	-	266,513	266,513
			1,241,020	1,241,020
Return of program awards/Exchange gain/(loss)	-	-		
	C\$ 0	C\$ 0	C\$ 3,417,620	C\$ 3,417,620
POLIOPLUS PROGRAM AWARDS	C\$ 0	C\$ 0	C\$ 3,502,020	C\$ 3,502,020

THE ROTARY FOUNDATION (CANADA)
PROGRAM EXPENDITURE DETAIL (Exhibit B)
for the fiscal year ended June 30, 2021
(in Canadian dollars)

Gov. of Canada Funding	Project	District	% CAD	Unrestricted General		Temporarily Restricted	Total Amounts
				World Fund	DDF		
ROTARY GRANTS							
Global grants							
Disbursements							
	GG1755843	6290		897	897	-	1,794
	GG1866567	5040		33,344	25,623	21,639	80,607
GAC	GG1866567	RIHQ1		29,796	-	52,411	82,208
	GG1869992	7040		-	3,784	5,480	9,264
	GG1872020	7040		2,475	946	1,280	4,701
	GG1872122	5360		21,652	19,217	5,207	46,075
	GG1872122	7820		12,962	8,769	8,618	30,348
GAC	GG1872122	RIHQ1		20,690	-	42,322	63,012
	GG1873895	5370		1,302	25,623	19,289	46,214
	GG1873895	7010		20	-	-	20
	GG1875364	6290		897	897	-	1,794
	GG1875364	6400		1,473	1,473	-	2,947
	GG1876605	5020		192	-	390	582
	GG1876854	5060		4,374	4,374	-	8,747
	GG1978133	5050		20,229	20,229	-	40,457
	GG1980620	5080		2,052	2,052	-	4,104
	GG1981369	5080		840	328	-	1,168
	GG1981430	7010		-	-	-	-
	GG1981430	7090		-	-	-	-
	GG1981728	7080		8,626	16,335	-	24,961
	GG1982469	E11566		6,004	-	-	6,004
	GG1982469	E11580		1,933	-	-	1,933
	GG1982469	E11592		2,006	-	-	2,006
	GG1982469	E11994		1,147	-	-	1,147
	GG1982512	5040		3,536	-	6,389	9,925
	GG1982512	6330		2,402	-	17,462	19,864
	GG1982512	7010		12,033	9,632	4,762	26,427
GAC	GG1982512	RIHQ1		18,801	-	37,475	56,275
	GG1982988	5060		-	510	-	510
	GG1983143	7080		-	25,367	-	25,367
	GG1983143	5080		-	-	-	-
	GG1983143	7010		-	-	-	-
	GG1983145	5360		24,322	-	-	24,322
	GG1983266	5360		29,326	25,623	-	54,949
GAC	GG1983266	RIHQ1		12,119	-	37,310	49,429
	GG1984966	7080		-	15,704	18,757	34,461
	GG1985212	6330		-	-	610	610
	GG1986023	5360		25,603	25,623	-	51,226
	GG1986264	7080		6,485	2,395	5,470	14,350
GAC	GG1986264	RIHQ1		5,269	-	10,778	16,047
	GG1986784	7080		15,199	8,460	16,728	40,388
	GG1987182	E11159		13,896	-	-	13,896
	GG1987425	5020		8,327	7,687	-	16,013
	GG1988000	7070		1,329	-	2,405	3,733
	GG1988000	RIHQ1		2,887	-	5,328	8,215
	GG1988320	7090		23,405	5,765	3,510	32,680
	GG1988687	5050		14,266	14,266	-	28,532
	GG1989167	5550		1,507	-	-	1,507
	GG1989341	7040		6,416	-	12,993	19,408
	GG1989498	7790		31,117	18,256	-	49,373
GAC	GG1989498	RIHQ1		31,054	-	60,545	91,599
	GG1989785	5020		-	-	476	476
	GG1989785	5360		-	-	13,700	13,700
	GG1989785	7040		-	-	2,075	2,075

THE ROTARY FOUNDATION (CANADA)
PROGRAM EXPENDITURE DETAIL (Exhibit B)
for the fiscal year ended June 30, 2021
(in Canadian dollars)

Gov. of Canada Funding	Project	District	% CAD	Unrestricted General		Temporarily Restricted	Total Amounts
				World Fund	DDF		
	GG1989785	5040		-	-	-	-
	GG1989785	5060		-	7,349	-	7,349
	GG1989785	5370		-	-	-	-
	GG1989785	5550		-	-	-	-
	GG1989785	6330		-	-	-	-
	GG1989785	6380		-	-	-	-
	GG1989785	7010		-	12,811	-	12,811
	GG1989785	7070		-	-	-	-
	GG1989785	7080		-	-	-	-
	GG1989785	7090		-	-	-	-
	GG1989785	7810		-	-	-	-
	GG1989785	7820		-	1,253	-	1,253
	GG1989914	5060		5,035	2,712	-	7,746
	GG1990400	7040		242	237	-	478
	GG1990400	7090		2,985	2,883	-	5,868
	GG1990448	5040		-	-	1,090	1,090
	GG1990496	6330		31,291	18,252	-	49,543
	GG1990504	6290		117	448	-	566
	GG1990746	5020		7,687	7,687	-	15,374
	GG1991433	5360		27,753	19,217	-	46,970
	GG1991472	5060		3,203	-	6,700	9,903
	GG1991604	5040		3,203	-	-	3,203
	GG2001007	5020		7,687	7,687	-	15,374
	GG2001243	5360		19,217	19,217	-	38,434
	GG2001428	5360		-	19,217	-	19,217
	GG2001428	5050		-	-	-	-
	GG2001479	7040		9,214	4,730	8,887	22,831
	GG2001504	6380		2,185	1,794	-	3,978
	GG2010019	7070		9,608	6,406	6,050	22,065
	GG2010296	7090		21,340	5,765	34,220	61,325
	GG2010318	5360		44,510	32,029	-	76,539
GAC	GG2010318	RIHQ1		28,496	-	55,407	83,903
	GG2010369	5370		16,588	-	-	16,588
	GG2010485	5050		3,371	3,371	6,400	13,143
	GG2010485	7090		1,153	1,153	2,600	4,906
	GG2010527	5050		39,446	20,229	19,048	78,722
	GG2010614	7790		29,210	29,210	-	58,420
	GG2010614	E11420		1,908	-	-	1,908
	GG2010614	E11449		1,672	-	-	1,672
	GG2010614	E11493		1,319	-	-	1,319
	GG2010614	E11971		1,118	-	-	1,118
	GG2010629	5020		7,687	7,687	-	15,374
	GG2010656	7040		8,518	-	16,758	25,277
	GG2010661	5050		41,367	20,229	-	61,596
GAC	GG2010661	RIHQ1		40,356	-	79,381	119,737
	GG2010719	5360		21,779	19,217	5,360	46,357
GAC	GG2010719	RIHQ1		12,171	-	24,895	37,066
	GG2010989	5360		22,977	19,217	-	42,194
	GG2011064	6380		2,546	1,794	-	4,340
	GG2011228	6330		2,645	2,534	238	5,418
GAC	GG2011228	RIHQ1		6,406	-	13,103	19,509
	GG2011303	5060		319	-	662	981
	GG2011303	7040		1,587	946	1,340	3,873
	GG2011334	5020		9,567	7,687	-	17,253
	GG2011335	5050		18,309	18,309	-	36,618
	GG2011489	5360		30,625	25,623	10,465	66,713
GAC	GG2011489	RIHQ1		17,936	-	36,273	54,209
	GG2011493	5360		20,434	-	-	20,434
	GG2011510	7040		17,521	14,191	12,394	44,106

THE ROTARY FOUNDATION (CANADA)
PROGRAM EXPENDITURE DETAIL (Exhibit B)
for the fiscal year ended June 30, 2021
(in Canadian dollars)

Gov. of Canada Funding	Project	District	% CAD	Unrestricted General		Temporarily Restricted	Total Amounts
				World Fund	DDF		
	GG2011564	5360		32,517	19,217	-	51,734
GAC	GG2011564	RIHQ1		23,701	-	48,480	72,181
	GG2011662	5020		436	-	952	1,388
	GG2011950	5360		9,723	-	16,899	26,622
GAC	GG2011950	RIHQ1		7,623	-	15,592	23,215
	GG2011998	7820		765	-	1,306	2,071
	GG2012016	6330		13,452	13,452	-	26,904
	GG2012023	7810		87,115	47,402	-	134,517
	GG2012494	7040		42,681	-	76,190	118,871
	GG2012494	7790		7,535	7,303	-	14,838
GAC	GG2012494	RIHQ1		43,943	-	88,870	132,813
	GG2012567	5040		1,216	-	1,274	2,490
	GG2012567	5050		5,815	472	4,762	11,049
	GG2012567	5360		16,405	-	12,100	28,505
	GG2012567	6400		4,702	3,683	1,273	9,658
	GG2012567	7820		1,646	-	765	2,410
	GG2012567	5060		15,868	9,996	-	25,864
	GG2012567	5080		410	410	-	820
	GG2012567	6290		1,816	221	-	2,037
	GG2012567	6330		1,748	1,015	-	2,763
	GG2012567	7070		3,257	962	-	4,219
	GG2012567	5020		983	-	-	983
	GG2012567	5370		3,796	-	-	3,796
	GG2012567	5550		239	-	-	239
	GG2012567	6380		891	-	-	891
	GG2012567	7010		2,690	-	-	2,690
	GG2012567	7040		1,705	-	-	1,705
	GG2012567	7080		1,865	-	-	1,865
	GG2012567	7090		306	-	-	306
	GG2012567	7790		239	-	-	239
	GG2012567	7810		717	-	-	717
	GG2012858	RIHQ1		-	-	-	-
	GG2012875	7010		25,726	-	39,643	65,369
	GG2013174	E10562		52,013	-	-	52,013
	GG2013299	7070		19,537	19,537	-	39,075
	GG2013308	7040		14,191	14,191	-	28,382
	GG2013434	7090		32,034	5,765	1,905	39,704
	GG2013540	5360		698	-	873	1,570
	GG2013599	7080		25,806	14,528	15,053	55,387
	GG2013696	5360		25,623	25,623	-	51,246
	GG2013723	7010		25,623	25,623	-	51,246
	GG2013731	5360		835	-	3,069	3,905
	GG2013731	6330		161	-	575	736
	GG2013780	5060		400	-	685	1,085
	GG2014122	5370		19,217	19,217	-	38,434
	GG2014223	6400		3,050	-	6,220	9,270
	GG2014236	5370		40,529	12,811	-	53,340
	GG2014400	7820		1,253	1,253	-	2,505
	GG2014659	7090		8,648	8,648	-	17,295
	GG2014715	5550		19,217	12,811	-	32,029
	GG2014788	7040		36,640	14,191	52,114	102,945
	GG2014851	6400		12,620	-	32,382	45,002
	GG2014854	6380		1,794	1,794	-	3,587
	GG2015146	6380		1,345	1,345	-	2,690
	GG2015291	7790		1,571	1,571	-	3,142
	GG2015311	5060		46	-	95	141
	GG2015311	5370		14,032	12,811	2,506	29,350
	GG2015311	RIHQ1		963	-	2,000	2,963
	GG2015340	7040		-	-	11,606	11,606

THE ROTARY FOUNDATION (CANADA)
PROGRAM EXPENDITURE DETAIL (Exhibit B)
for the fiscal year ended June 30, 2021
(in Canadian dollars)

Gov. of Canada Funding	Project	District	% CAD	Unrestricted General		Temporarily Restricted	Total Amounts
				World Fund	DDF		
	GG2015340	7070		57	-	952	1,009
GAC	GG2015340	5360		-	-	-	-
GAC	GG2015474	7080		35,738	22,953	1,508	60,199
GAC	GG2015474	7090		4,324	4,324	-	8,648
GAC	GG2015474	E11422		1,908	-	-	1,908
GAC	GG2015474	E11433		4,447	-	-	4,447
GAC	GG2015474	E11568		977	-	-	977
GAC	GG2015474	E11984		1,311	-	-	1,311
GAC	GG2015555	5370		23,221	12,811	17,125	53,157
GAC	GG2015629	7080		3,203	-	-	3,203
GAC	GG2015639	7040		14,302	-	24,624	38,926
GAC	GG2015639	7790		25,966	7,303	19,524	52,792
GAC	GG2015683	7080		-	-	-	-
GAC	GG2015686	6400		1,473	1,473	-	2,947
GAC	GG2015812	6290		1,345	1,345	-	2,690
GAC	GG2016077	7010		673	673	604	1,949
GAC	GG2016077	6290		448	448	-	897
GAC	GG2016077	7850		461	461	-	922
GAC	GG2016144	5360		1,281	-	-	1,281
GAC	GG2016363	5370		1,260	-	2,381	3,641
GAC	GG2016381	5550		14,413	9,609	-	24,022
GAC	GG2016437	5020		1,299	384	1,866	3,549
GAC	GG2016472	7080		348	-	636	984
GAC	GG2016486	E11919		959	-	-	959
GAC	GG2016647	6330		3,301	1,121	1,574	5,996
GAC	GG2016687	5360		1,762	-	3,520	5,282
GAC	GG2016687	7820		7,865	6,263	6,813	20,941
GAC	GG2016783	RIHQ1		71	-	4,253	4,324
	GG2016880	6400		7,279	1,179	5,905	14,363
	GG2091720	7820		2,723	-	5,520	8,243
	GG2091842	5020		8,578	7,687	-	16,265
GAC	GG2092012	RIHQ1		26,488	-	54,180	80,668
	GG2092012	7790		20,082	7,303	-	27,384
	GG2092182	6400		2,947	2,947	-	5,893
	GG2092505	6380		1,794	1,794	-	3,587
	GG2092505	6400		4,548	2,947	-	7,495
	GG2093249	7090		4,605	2,165	4,952	11,723
	GG2093495	5370		-	-	-	-
	GG2093904	5060		-	11,663	20,939	32,602
GAC	GG2093904	RIHQ1		-	-	41,929	41,929
	GG2094436	5020		19,942	7,687	-	27,629
GAC	GG2094436	RIHQ1		22,954	-	47,409	70,363
	GG2094436	5040		348	-	-	348
	GG2094436	5050		46	-	-	46
	GG2094436	5060		696	-	-	696
	GG2094635	5550		17,285	11,530	-	28,815
	GG2094997	7040		23,926	14,191	-	38,117
GAC	GG2094997	RIHQ1		19,217	-	39,308	58,526
	GG2095008	7070		5,881	4,484	-	10,365
	GG2095186	5360		22,420	19,217	-	41,637
GAC	GG2095186	RIHQ1		12,811	-	26,206	39,017
	GG2095201	5050		-	7,081	13,375	20,455
	GG2095309	5370		20,584	12,811	-	33,396
	GG2095347	5050		6,743	6,743	-	13,486
	GG2095385	5080		2,198	2,050	-	4,248
	GG2095528	6290		1,193	1,193	-	2,385
	GG2095807	7070		29,242	9,609	39,055	77,906
	GG2095807	7080		1,961	-	3,901	5,862
	GG2096181	5550		-	12,811	-	12,811

THE ROTARY FOUNDATION (CANADA)
PROGRAM EXPENDITURE DETAIL (Exhibit B)
for the fiscal year ended June 30, 2021
(in Canadian dollars)

Gov. of Canada Funding	Project	District	% CAD	Unrestricted General		Temporarily Restricted	Total Amounts
				World Fund	DDF		
	GG2096305	5050		-	2,023	-	2,023
	GG2096397	5580		4,161	1,140	2,602	7,903
	GG2096753	7070		961	-	1,995	2,956
	GG2096753	7080		56,246	32,029	1,995	90,270
GAC	GG2096753	RIHQ1		39,963	-	79,839	119,802
	GG2096824	5580		907	154	1,348	2,408
	GG2096824	7040		4,792	3,311	1,306	9,409
	GG2096824	6400		1,655	1,473	-	3,128
	GG2096828	5020		14,244	6,338	-	20,582
	GG2096959	E11785		3,920	-	-	3,920
	GG2097209	6400		1,179	1,179	-	2,357
	GG2097414	5050		11,574	6,001	-	17,575
GAC	GG2097414	RIHQ1		11,146	-	22,523	33,670
	GG2097579	7040		1,291	-	2,499	3,790
	GG2097653	6400		436	-	910	1,346
	GG2097653	7040		1,585	-	3,234	4,820
	GG2097864	5040		18,746	11,629	14,818	45,194
GAC	GG2097864	RIHQ1		11,629	-	23,787	35,416
	GG2097941	5360		34,271	25,623	-	59,893
GAC	GG2097941	RIHQ1		21,459	-	44,321	65,780
	GG2098060	5020		7,687	7,687	-	15,374
	GG2098096	6400		-	2,210	-	2,210
	GG2098096	7080		-	3,843	-	3,843
GAC	GG2098096	RIHQ1		-	-	43,862	43,862
	GG2098119	5370		-	5,271	5,306	10,576
	GG2098119	7850		-	769	-	769
	GG2098119	7040		-	-	-	-
	GG2098135	7090		256	-	-	256
	GG2098184	5550		-	12,811	-	12,811
	GG2098204	5550		-	12,811	-	12,811
	GG2098206	5580		1,976	1,976	-	3,952
	GG2098372	7040		1,134	14,191	60,589	75,914
	GG2098372	7850		94	769	-	863
GAC	GG2098372	RIHQ1		1,134	-	79,064	80,197
	GG2098411	5020		13,888	7,687	-	21,575
	GG2098413	E11301		14,787	-	-	14,787
	GG2098413	E11432		7,353	-	-	7,353
	GG2098538	5550		1,865	-	-	1,865
	GG2098545	6400		3,105	2,947	-	6,052
	GG2098617	6380		1,076	1,076	-	2,152
	GG2098624	7820		22,645	6,263	33,691	62,599
	GG2098624	5020		3,075	3,075	-	6,149
	GG2098675	E10809		6,118	-	-	6,118
	GG2098675	E11209		5,507	-	-	5,507
	GG2098675	E11432		1,500	-	-	1,500
	GG2098754	7010		20,408	12,811	14,981	48,201
	GG2098754	7090		242	-	476	718
	GG2098762	5060		8,902	4,738	8,687	22,327
GAC	GG2098762	RIHQ1		8,327	-	17,199	25,527
	GG2098766	7010		24,858	12,811	-	37,670
GAC	GG2098766	RIHQ1		18,453	-	36,781	55,235
	GG2098894	7080		1,922	-	-	1,922
	GG2099026	E11421		1,908	-	-	1,908
	GG2099026	E11440		1,341	-	-	1,341
	GG2099026	E11569		977	-	-	977
	GG2099026	E11591		2,183	-	-	2,183
	GG2099026	E11766		1,977	-	-	1,977
	GG2099110	5360		37,855	19,217	-	57,072
GAC	GG2099110	RIHQ1		31,445	-	63,615	95,059

THE ROTARY FOUNDATION (CANADA)
PROGRAM EXPENDITURE DETAIL (Exhibit B)
for the fiscal year ended June 30, 2021
(in Canadian dollars)

Gov. of Canada Funding	Project	District	% CAD	Unrestricted General		Temporarily Restricted	Total Amounts
				World Fund	DDF		
	GG2099110	5050		3,202	-	-	3,202
	GG2099278	5020		445	-	2,322	2,768
	GG2099278	7080		2,562	-	5,225	7,787
	GG2099278	RIHQ1		-	-	-	-
	GG2099555	7080		8,002	5,421	5,229	18,652
GAC	GG2099555	RIHQ1		5,421	-	11,195	16,616
	GG2099618	5360		44,107	19,217	-	63,324
	GG2099687	5020		7,687	7,687	-	15,374
	GG2099814	7040		7,933	4,730	6,707	19,371
GAC	GG2099814	RIHQ1		6,406	-	13,103	19,509
	GG2117645	5040		-	-	2,857	2,857
	GG2117645	7070		-	-	2,400	2,400
	GG2117645	7820		6,263	6,263	12,530	25,057
	GG2117775	5020		-	-	-	-
	GG2118154	6290		2,377	2,377	-	4,753
	GG2118192	E10753		13,492	-	-	13,492
	GG2118203	7070		6,406	6,406	1,286	14,097
	GG2118203	7080		-	-	-	-
	GG2118203	7820		-	-	-	-
	GG2118285	6330		536	-	3,457	3,993
	GG2118285	5360		458	-	-	458
	GG2118285	7040		229	-	-	229
	GG2118510	5360		-	-	1,917	1,917
	GG2118510	7040		2,365	2,365	3,190	7,921
	GG2118510	7070		1,922	1,922	3,181	7,025
	GG2118510	6400		1,473	1,473	-	2,947
	GG2118550	5580		192	192	-	384
	GG2118750	5080		3,904	3,905	-	7,809
	GG2118811	5370		67	-	1,274	1,340
	GG2118811	7040		76	-	1,451	1,528
	GG2118835	7070		961	961	3,488	5,410
	GG2119045	6400		-	7,367	6,045	13,411
	GG2119172	5040		-	-	12,592	12,592
	GG2119172	7010		12,811	12,811	4,230	29,853
	GG2119172	7040		14,191	14,191	31,032	59,414
	GG2119172	7070		32,029	32,029	10,371	74,428
	GG2119172	7820		-	-	819	819
	GG2119172	5360		-	-	-	-
	GG2119219	7820		6,264	6,263	14,946	27,473
	GG2119219	5020		6,577	6,577	-	13,153
	GG2119219	7070		0	-	-	0
	GG2119219	7810		0	-	-	0
	GG2119263	5080		4,100	4,100	12,100	20,299
	GG2119263	7790		7,303	7,303	12,318	26,923
	GG2119479	5020		2,306	2,306	-	4,612
	GG2119605	7040		-	-	34,303	34,303
	GG2119605	5080		5,145	5,145	-	10,290
	GG2119692	5040		6,406	6,406	-	12,811
	GG2119692	7070		3,843	3,843	-	7,687
	GG2119754	5020		7,046	7,046	-	14,092
	GG2120113	5580		1,922	1,922	-	3,843
	GG2120220	5550		-	6,406	-	6,406
	GG2120220	7850		-	400	-	400
	GG2120376	7040		3,537	4,314	3,825	11,676
	GG2120376	5080		3,731	6,256	-	9,987
	GG2120594	5360		-	-	1,910	1,910
	GG2120594	7040		-	-	1,910	1,910
	GG2120846	5370		15,703	12,811	238	28,753
	GG2121027	7010		-	-	10,240	10,240

THE ROTARY FOUNDATION (CANADA)
PROGRAM EXPENDITURE DETAIL (Exhibit B)
for the fiscal year ended June 30, 2021
(in Canadian dollars)

Gov. of Canada Funding	Project	District	% CAD	Unrestricted General		Temporarily Restricted	Total Amounts
				World Fund	DDF		
	GG2121441	7820		6,263	6,263	7,369	19,896
	GG2121686	5020		3,462	3,462	-	6,924
	GG2121771	6380		1,794	1,794	-	3,587
	GG2121861	7820		-	-	9,524	9,524
	GG2121861	7090		8,648	8,648	-	17,295
	GG2122011	5360		-	-	1,890	1,890
	GG2122011	7040		-	-	5,666	5,666
	GG2122150	5050		-	-	-	-
	GG2122358	6380		538	538	-	1,076
	GG2122358	6400		589	589	-	1,179
	GG2122595	5550		11,146	11,146	-	22,292
	GG2122735	5050		-	21,371	-	21,371
	GG2122992	5020		7,687	7,687	-	15,374
	GG2123212	RIHQ1		-	-	11,453	11,453
	GG2123221	7090		8,648	8,648	-	17,295
	GG2123444	5060		3,761	3,761	4,157	11,679
	GG2123926	RIHQ1		-	-	2,034	2,034
	GG2124120	5020		7,687	7,687	-	15,374
	GG2124191	7040		1,703	1,703	2,479	5,885
	GG2124191	6330		4,484	4,484	-	8,968
	GG2124311	5020		7,687	7,687	-	15,374
	GG2124416	5080		820	820	2,456	4,096
	GG2124416	7040		7,379	7,379	10,572	25,330
	GG2124925	6330		13,452	13,452	-	26,904
	GG2125047	6290		1,345	1,345	-	2,690
	GG2125126	5080		4,694	4,694	667	10,054
	GG2125126	7040		-	-	41,559	41,559
	GG2125131	5580		1,153	1,153	-	2,306
	GG2125184	7090		8,648	8,648	-	17,295
	GG2125464	7090		8,648	8,648	-	17,295
	GG2126306	6290		1,345	1,345	-	2,690
	GG2127838	5060		8,458	8,458	-	16,917
	GG2127902	7070		19,537	19,537	-	39,075
	GG2128802	7070		19,537	19,537	-	39,075
	GG2128962	5050		7,225	7,225	-	14,450
	GG1983295	RIHQ1		20,841	15,867	41,682	78,390
	GG1985711	7040		-	-	-	-
	GG2094294	7040		1,551	19,217	36,324	57,091
				3,175,092.12	1,830,103.11	2,560,875.81	7,566,071.04
	Return of program awards/Exchange gain/(loss)			(44,354)	-	(23,065)	(67,419)
	GG1873058			-	-	(21,459)	(21,459.12)
	GG1640381			-	-	(3)	(2.95)
	GG1867070			-	-	(41)	(40.97)
	GG1978086			-	-	(1,691)	(1,690.97)
	GG1978391			-	-	(0)	(0.06)
	GG1980984			-	-	(174)	(174.31)
	GG1982434			-	-	743	743.41
	GG1983295			-	-	(738)	(738.07)
	GG2012421			-	-	(121)	(121.48)
	GG2094294			-	-	420	419.55
	GG1867070			(0.01)	-	-	(0.01)
	GG1863915			(64.02)	-	-	(64.02)
	GG1863915			(11.83)	-	-	(11.83)
	GG1867070			(0.01)	-	-	(0.01)
	GG1867070			(0.01)	-	-	(0.01)
	GG1978086			(0.01)	-	-	(0.01)
	GG1421657			(500.77)	-	-	(500.77)

THE ROTARY FOUNDATION (CANADA)
PROGRAM EXPENDITURE DETAIL (Exhibit B)
for the fiscal year ended June 30, 2021
(in Canadian dollars)

Gov. of Canada Funding	Project	District	% CAD	Unrestricted General		Temporarily Restricted	Total Amounts
				World Fund	DDF		
	GG1531016			(463.53)	-	-	(463.53)
	GG1636448			(1.32)	-	-	(1.32)
	GG1755708			(345.00)	-	-	(345.00)
	GG1755708			(1,150.00)	-	-	(1,150.00)
	GG1747173			-32.21	-	-	(32.21)
	GG1756130			-389.92	-	-	(389.92)
	GG1757982			-1362.4	-	-	(1,362.40)
	GG1865425			-198.48	-	-	(198.48)
	GG1868450			(473.86)	-	-	(473.86)
	GG1872693			(34.68)	-	-	(34.68)
	GG1869301			(253.81)	-	-	(253.81)
	GG1869301			(27.66)	-	-	(27.66)
	GG1869301			(19.45)	-	-	(19.45)
	GG1869301			(13.80)	-	-	(13.80)
	GG1869301			(27.80)	-	-	(27.80)
	GG1759722			(335.58)	-	-	(335.58)
	GG1759722			(34.80)	-	-	(34.80)
	GG1759722			(52.17)	-	-	(52.17)
	GG1759722			(86.95)	-	-	(86.95)
	GG1759722			(144.94)	-	-	(144.94)
	GG1871427			(1,300.94)	-	-	(1,300.94)
	GG1875037			(237.41)	-	-	(237.41)
	GG1875037			(43.95)	-	-	(43.95)
	GG1980712			(856.97)	-	-	(856.97)
	GG1980712			(96.17)	-	-	(96.17)
	GG1872362			(126.23)	-	-	(126.23)
	GG1872362			(103.79)	-	-	(103.79)
	GG1872362			(757.40)	-	-	(757.40)
	GG1872362			(249.29)	-	-	(249.29)
	GG1872362			(151.48)	-	-	(151.48)
	GG1875249			(223.76)	-	-	(223.76)
	GG1875249			(298.35)	-	-	(298.35)
	GG1980574			(450.44)	-	-	(450.44)
	GG1982757			(227.76)	-	-	(227.76)
	GG1868701			(51.31)	-	-	(51.31)
	GG1871427			(1,083.19)	-	-	(1,083.19)
	GG1980712			(537.48)	-	-	(537.48)
	GG1872362			(32.95)	-	-	(32.95)
	GG1872362			(1.87)	-	-	(1.87)
	GG1872362			(388.89)	-	-	(388.89)
	GG1872362			(282.81)	-	-	(282.81)
	GG1872362			(576.15)	-	-	(576.15)
	GG1872362			(57.41)	-	-	(57.41)
	GG1872362			(8.74)	-	-	(8.74)
	GG1872362			(4.92)	-	-	(4.92)
	GG1872362			(8.43)	-	-	(8.43)
	GG1872362			(27.80)	-	-	(27.80)
	GG1872362			(1,176.44)	-	-	(1,176.44)
	GG1872362			(17.95)	-	-	(17.95)
	GG1872362			(63.67)	-	-	(63.67)
	GG1872362			(102.93)	-	-	(102.93)
	GG1872362			(152.44)	-	-	(152.44)
	GG1872362			(20.58)	-	-	(20.58)
	GG1872362			(82.61)	-	-	(82.61)
	GG1866323			(1,916.58)	-	-	(1,916.58)
	GG1867070			(463.89)	-	-	(463.89)
	GG1867070			(463.89)	-	-	(463.89)
	GG1868304			(168.55)	-	-	(168.55)
	GG1868304			(1,456.12)	-	-	(1,456.12)

THE ROTARY FOUNDATION (CANADA)
PROGRAM EXPENDITURE DETAIL (Exhibit B)
for the fiscal year ended June 30, 2021
(in Canadian dollars)

Gov. of Canada Funding	Project	District	% CAD	Unrestricted General		Temporarily Restricted	Total Amounts
				World Fund	DDF		
	GG1868304			(1,645.99)	-	-	(1,645.99)
	GG1868304			(30.62)	-	-	(30.62)
	GG1868304			(9.73)	-	-	(9.73)
	GG1869273			(769.05)	-	-	(769.05)
	GG1869273			(98.92)	-	-	(98.92)
	GG1869273			(13.37)	-	-	(13.37)
	GG1869273			(18.31)	-	-	(18.31)
	GG1869273			(6.64)	-	-	(6.64)
	GG1869273			(133.35)	-	-	(133.35)
	GG1869273			(12.87)	-	-	(12.87)
	GG1869273			(7.10)	-	-	(7.10)
	GG1872002			(129.57)	-	-	(129.57)
	GG1875622			(1,042.11)	-	-	(1,042.11)
	GG1875622			(1,042.11)	-	-	(1,042.11)
	GG1981042			(1,377.29)	-	-	(1,377.29)
	GG1981543			(1,081.73)	-	-	(1,081.73)
	GG1983568			(2,693.01)	-	-	(2,693.01)
	GG1983568			(1,019.30)	-	-	(1,019.30)
	GG1983568			(679.53)	-	-	(679.53)
	GG1984136			(535.26)	-	-	(535.26)
	GG1984351			(826.26)	-	-	(826.26)
	GG1984351			(1,197.62)	-	-	(1,197.62)
	GG1984351			(19.96)	-	-	(19.96)
	GG1985601			(538.51)	-	-	(538.51)
	GG1985601			(145.75)	-	-	(145.75)
	GG1985601			(539.28)	-	-	(539.28)
	GG1987097			(1,120.22)	-	-	(1,120.22)
	GG1987097			(1,120.22)	-	-	(1,120.22)
	GG1987276			(135.20)	-	-	(135.20)
	GG1987537			(19.37)	-	-	(19.37)
	GG1991584			(128.59)	-	-	(128.59)
	GG1991585			(1,092.37)	-	-	(1,092.37)
	GG2010364			(229.51)	-	-	(229.51)
	GG2012421			(1.92)	-	-	(1.92)
	GG2091676			(244.92)	-	-	(244.92)
	GG2091676			(318.40)	-	-	(318.40)
	GG2091676			(1,254.00)	-	-	(1,254.00)
	GG2091676			(1.81)	-	-	(1.81)
	GG2091676			(241.84)	-	-	(241.84)
	GG2092485			(291.29)	-	-	(291.29)
	GG2093681			(909.09)	-	-	(909.09)
	GG2096241			(147.77)	-	-	(147.77)
	GG2098380			(843.00)	-	-	(843.00)
	GG2098380			(344.93)	-	-	(344.93)
	Loss on Pledges			54,939	-	-	54,939
	PY GG Accrual FX			(46,334)	-	-	(46,334)
				C\$ 3,139,343	C\$ 1,830,103	C\$ 2,537,811	C\$ 7,507,257
	Packaged grants						
	Disbursements						
	PG1860000	NA		C\$ 2,983	-	-	2,983
	Accruals						
	PG1860000			(212)	-	-	(212)
	PG17WINS			(1,015)	-	-	(1,015)
				C\$ 1,757	C\$ 0	C\$ 0	C\$ 1,757
	District grants						

THE ROTARY FOUNDATION (CANADA)
PROGRAM EXPENDITURE DETAIL (Exhibit B)
for the fiscal year ended June 30, 2021
(in Canadian dollars)

Gov. of Canada Funding	Project	District	% CAD	Unrestricted General		Temporarily Restricted	Total Amounts
				World Fund	DDF		
	Disbursements						
	DG2111085	5060	57%	-	C\$ 52,244	-	52,244
	DG2112588	5580	6%	-	5,582	-	5,582
	DG2113432	5080	32%	-	42,961	-	42,961
	DG2113739	7080	100%	-	46,900	-	46,900
	DG2113867	7820	98%	-	44,704	-	44,704
	DG2114607	7850	12%	-	4,725	-	4,725
	DG2115018	6400	23%	-	17,768	-	17,768
	DG2116218	5360	100%	-	273,608	-	273,608
	DG2116623	7070	100%	-	97,418	-	97,418
	DG2117128	6330	70%	-	41,564	-	41,564
	DG2117134	7090	45%	-	37,068	-	37,068
	DG2117272	5020	40%	-	98,790	-	98,790
	DG2117667	6380	14%	-	7,986	-	7,986
	DG2118299	7040	74%	-	20,333	-	20,333
	DG2118384	5050	53%	-	60,955	-	60,955
	DG2118948	5370	100%	-	121,198	-	121,198
	DG2119796	7010	100%	-	93,501	-	93,501
	DG2199326	5550	100%	-	61,305	-	61,305
	DG2199660	7790	57%	-	47,705	-	47,705
	DG2199948	7810	74%	-	24,911	-	24,911
	DG2120958	5040	100%	-	97,458	-	97,458
	DG2121378	6290	7%	-	6,671	-	6,671
	Return of program awards/Exchange gain/(loss)			-	(C\$51,776)	-	(51,776)
	DG1970760			-	(1,425.26)	-	(1,425)
	DG1975074			-	(999.29)	-	(999)
	DG1977394			-	(2,334.94)	-	(2,335)
	DG1977394			-	(547.69)	-	(548)
	DG2088950			-	(18,114.36)	-	(18,114)
	DG2091155			-	(2,068.48)	-	(2,068)
	DG2091155			-	(155.08)	-	(155)
	DG2091328			-	(786.16)	-	(786)
	DG2091330			-	(6,382.14)	-	(6,382)
	DG2091777			-	(2,095.49)	-	(2,095)
	DG2092243			-	(2,419.56)	-	(2,420)
	DG2095495			-	(7,374.76)	-	(7,375)
	DG2095956			-	(3,950.77)	-	(3,951)
	DG2097233			-	(2,888.00)	-	(2,888)
	DG2118384			-	(234.49)	-	(234)
				C\$ 0	C\$ 1,253,579	C\$ 0	C\$ 1,253,579
				C\$ 3,141,100	C\$ 3,083,682	C\$ 2,537,811	C\$ 8,762,593

ROTARY GRANTS PROGRAM AWARDS

Disclosure for grants where funds are pooled

A methodology that is based upon TRF's project spending percentages has been used to arrive at RFC's proportionate share in certain types of Foundation grants, where funds are pooled and the contributing source can not be affiliated to a specific project.