

Annual Income and Expenses

11/10/2017 through 12/31/2023

1/6/2024

Page 1

Category	11/10/2017- 12/31/2017	1/1/2018- 12/31/2018	1/1/2019- 12/31/2019	1/1/2020- 12/31/2020	1/1/2021- 12/31/2021	1/1/2022- 12/31/2022	1/1/2023- 12/31/2023	OVERALL TOTAL
INCOME								
Revenue								
Donation	6,000.00	8,400.00	11,594.80	26,684.05	34,017.26	31,376.36	81,201.63	199,274.10
TOTAL Revenue	6,000.00	8,400.00	11,594.80	26,684.05	34,017.26	31,376.36	81,201.63	199,274.10
TOTAL INCOME	6,000.00	8,400.00	11,594.80	26,684.05	34,017.26	31,376.36	81,201.63	199,274.10
EXPENSES								
Donation Expenses								
Donations Processing Fees	106.98	112.34	64.22	349.37	174.45	271.85	547.56	1,626.77
Donor Annual Subscription Initial Gift	0.00	0.00	0.00	0.00	0.00	183.35	0.00	183.35
TOTAL Donation Expenses	106.98	112.34	64.22	349.37	174.45	455.20	547.56	1,810.12
Operations								
Government Related Fees	0.00	770.00	0.00	0.00	0.00	69.90	69.90	909.80
Office Expenses	0.00	598.24	623.22	294.00	294.00	311.00	449.65	2,570.11
TOTAL Operations	0.00	1,368.24	623.22	294.00	294.00	380.90	519.55	3,479.91
Projects & Services								
Clothing	0.00	0.00	0.00	0.00	118.00	0.00	0.00	118.00
Computers and Accessories	0.00	6,650.00	0.00	1,300.00	5,411.86	3,363.87	0.00	16,725.73
Education and Arts	0.00	0.00	0.00	0.00	0.00	0.00	2,000.00	2,000.00
Health Supplies	0.00	0.00	412.73	1,002.00	2,139.40	0.00	0.00	3,554.13
Infrastructure	0.00	0.00	0.00	740.00	1,236.80	0.00	0.00	1,976.80
Local NGO Causes	0.00	0.00	0.00	13,452.05	4,832.01	7,852.33	60,911.26	87,047.65
School Supplies	0.00	0.00	0.00	1,861.00	0.00	2,473.51	0.00	4,334.51
Shipping Container Service	0.00	0.00	0.00	0.00	6,555.80	13,000.00	4,400.00	23,955.80
Sports Equipment	0.00	0.00	1,085.78	0.00	239.18	318.00	0.00	1,642.96
TOTAL Projects & Services	0.00	6,650.00	1,498.51	18,355.05	20,533.05	27,007.71	67,311.26	141,355.58
TOTAL EXPENSES	106.98	8,130.58	2,185.95	18,998.42	21,001.50	27,843.81	68,378.37	146,645.61
OVERALL TOTAL	5,893.02	269.42	9,408.85	7,685.63	13,015.76	3,532.55	12,823.26	52,628.49

Account Balances - As of 12/31/2023

(Includes unrealized gains)







1/6/2024

Page 1

Account	10/31/2017 Balance	12/31/2017 Balance	12/31/2018 Balance	12/31/2019 Balance	12/31/2020 Balance	12/31/2021 Balance	12/31/2022 Balance	12/31/2023 Balance
Asset Accounts								
Annual Funds	0.00	0.00	0.00	0.00	1,745.79	2,837.31	4,599.90	3,390.63
Endowment Funds	0.00	0.00	0.00	0.00	4,443.34	10,380.37	8,681.84	7,499.85
Program Commitments Funds	0.00	0.00	0.00	0.00	6,099.15	1,506.36	4,294.85	14,778.97
Reserves Fund	0.00	0.00	0.00	500.00	1,301.91	1,301.91	1,301.91	1,301.91
TOTAL Asset Accounts	0.00	0.00	0.00	500.00	13,590.19	16,025.95	18,878.50	26,971.36
Investment Accounts								
WF Brokerage	0.00	0.00	0.00	0.00	10,038.78	22,468.31	19,813.56	28,093.09
TOTAL Investment Accounts	0.00	0.00	0.00	0.00	10,038.78	22,468.31	19,813.56	28,093.09
OVERALL TOTAL	0.00	0.00	0.00	500.00	23,628.97	38,494.26	38,692.06	55,064.45

Portfolio Value - As of 12/31/2023



	Endowment - Bedewi - GLOBAL X...	\$11,632.87	41.41%
	Operations - GLOBAL X FDS ETF ...	\$6,147.99	21.88%
	Endowment - Gabrial - T ROWE P...	\$3,556.57	12.66%
	Endowment - Kafka - DWS EQUIT...	\$2,904.67	10.34%
	Cash	\$2,247.68	8.00%
	Endowment - Rotary - S&P 500 In...	\$1,603.30	5.71%
	Sub-Total	\$28,093.08	

1/6/2024

Portfolio Value - As of 12/31/2023

Page 1

Security	Symbol	Balance
Endowment - Bedewi - GLOBAL X FDS ETF	XYLD	11,632.87
Endowment - Gabrial - T ROWE PRICE	TRRCX	3,556.57
Endowment - Kafka - DWS EQUITY 500 IN...	BTIEX	2,904.67
Endowment - Rotary - S&P 500 Index Fund ...	SPFIX	1,603.30
Operations - GLOBAL X FDS ETF 37954Y483	QYLD	6,147.99
-Cash-		2,247.68
TOTAL Investments		28,093.08